Volume 18



DE Deutsch
EN English


SASSO
24


SASSO
28 new


KARO
52


INVISIBLE
66


BUBBLE
88


CAVO ROUND
100 new

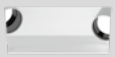
CAVO SQUARE
100 new


MOVE IT
106


SONO FLEX
154


COMBO
158 new


MENO
162

BUBBLE
176


TRAPEZ
182


LENO
186 new


LENO GRID
198 new


BO 55
240 new


TASK
272 new


SONO
280


VELA EVO
286 new


CIRO
306


HELIOS
314


SONIC
318

BASO / MINO
334 new


LENO
358 new

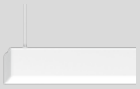
LITO
366 new


MOVE IT 25
438


CAVO
460 new

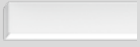
BASO
468 new

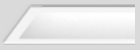
CANYON
482


FRAME
488


MINIMAL
496


MINO
508 new


TASK
552 new

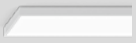
LENO
560 new


TASK
646 new


CORNER
650


BO
680 new


TIMO
692


KIS
700


ARGO
704

PABLO
708 new

VARO
716 new

STUDIO
720

SONO
750

FRAME
760

MINO
764

STREAMCUT
768

DOC
780

INHALT
CONTENTS


AURO FOCUS 128


ARGO 132


SPADO 136 new


WALL MINI 144


SQUADRO 148 new


MINO X 202


BASO 206 new


CANYON 210


FRAME 216


MINIMAL 230


KIS 244


SASSO 248


KARO 258


NOD 262 new

TULA 266


TUBO 372


TASK 380 new

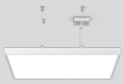
FLOW EVO 408 new


HEX-O 416


GEAR 3 428


LENO GRID 580 new


CORNER 588


TUBO 594

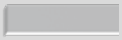
LINEA EVO 602 new


MINO X 608


TASK 618 new


HELIOS 630


SONIC 636


TASK 640 new


STRETTA 656


LINO 662


LINEA EVO 664 new


WISE 668


RECOVER 672 new


STRAIGHT 724


SQUADRO 732 new


CANYON 736 new


STILO 744 new

TRACK 746


SOLIS 784

WISE 788

LETU 792

LECU 798

FILO 804

01
EINBAUSTRAHLER / DOWNLIGHTS
RECESSED SPOTLIGHTS / DOWNLIGHTS

02
EINBAULEUCHTEN / WALLWASHER
RECESSED LUMINAIRES / WALLWASHER

03
ANBAU- / PENDELSTRAHLER
SURFACE-MOUNTED AND SUSPENDED SPOTLIGHTS

04
ANBAU- / PENDELLEUCHTEN
SURFACE-MOUNTED AND SUSPENDED LUMINAIRES

05
MODULARE PROFILLEUCHTENSYSTEME
MODULAR PROFILE LIGHTING SYSTEMS

06
STEH- / TISCHLEUCHTEN
FREE-STANDING LUMINAIRES

07
WANDANBAU- / WANDEINBAULEUCHTEN
WALL-MOUNTED / RECESSED WALL LUMINAIRES

08
STRAHLER UND STROMSCHIENEN
TRACK LIGHTS AND TRACKS

09
AUSSEN- UND BODENEINBAULEUCHTEN
OUTDOOR AND RECESSED FLOOR LUMINAIRES

10
TECHNISCHE INFORMATIONEN
TECHNICAL INFORMATION

INDEX

See the light

DE Unsere Leidenschaft gilt der Faszination Licht. Wir entwickeln seit dreißig Jahren gemeinsam mit Architekten, Bauherren und Lichtdesignern unablässig Ideen, wie das Medium Licht in all seiner Vielfältigkeit optimal eingesetzt werden kann, um den Vorstellungen der Planer und den Bedürfnissen der Anwender bestmöglich gerecht zu werden. Funktion, Ästhetik und Technologie sind dabei seit jeher jene Stellgrößen, durch die wir unsere Lichtlösungen zu etwas Besonderem machen. Besonders ist eine Lösung für uns dann, wenn innovative Technologien, zeitloses Design und höchste Verarbeitungsqualität zu Langlebigkeit, Nachhaltigkeit und hoher Anwenderzufriedenheit führen. Überzeugen Sie sich selbst. See the light.

EN Our passion is driven by our fascination with light. For more than thirty years, we have worked together with architects, builders and lighting designers, relentlessly developing concepts to enable designers and end users to make architectural light better and more beautiful.
Function, aesthetics and technology have always been the key factors that make our lighting solutions distinctive. To us, a great lighting solution combines advanced technology with timeless design, and the long-lasting products. That way, we deliver sustainable, long-life products that delight our customers. Take a look for yourself. See the light.



DE Seit 2009 entwickelt das niederländische Künstlerkollektiv PIPS:lab Fotokunst für XAL. Das Konzept verbindet das Thema Licht mit den Themen Raum und Architektur.

EN The Dutch artist collective PIPS:lab has been developing photographic art for XAL since 2009. The concept combines the themes of light, space and architecture.



30 Years of innovation

DE XAL entwickelt seit 1989 hochwertige Lichtlösungen und hat seither eine Reihe von Trends maßgeblich beeinflusst: Wir haben 2002 randlose Einbauleuchten vorgestellt, haben 2004 Profilleuchten und Profilsysteme auf den Markt gebracht und im gleichen Jahr unsere Rundleuchten-Ikone VELA gelauncht. Die wesentlichste technologische Entscheidung jedoch war, bereits 2003 LED-Leuchten ins Produktprogramm aufzunehmen. Mit der LED-Erfahrung von rund eineinhalb Jahrzehnten entwickeln und bauen wir heute Leuchten, die nicht nur bei Kunden und Lichtdesignern Anklang finden, sondern auch bei Fachleuten und Mitbewerbern Anerkennung finden und in schöner Regelmäßigkeit mit einer Vielzahl von Designpreisen ausgezeichnet werden.

EN XAL has been developing high-quality lighting solutions since 1989. Innovative concepts that have defined and shaped many lighting industry trends. In 2002, we introduced trimless recessed luminaires. We launched our first profile lighting systems in 2004, and that same year we presented our iconic VELA round luminaires. However, the most significant technology decision was to create a portfolio of LED luminaires as early as in 2003. Building further on 15 years of experience with LED lighting, today we develop and produce luminaires that are not only appreciated by end-users and lighting designers, but luminaires which are equally recognized by experts and industry peers with an array of design prizes.

2002

TRIMLESS LUMINAIRES

sasso / invisible / meno

DE XAL eliminiert den bis dahin selbstverständlichen umlaufenden Rand bei Einbauleuchten.

EN XAL eliminates the previously standard wrap-around edge for recessed luminaires.

2004

FLOATING LIGHT

vela 300 / 450 / 650 / 950 / 1250

DE Der Trend geht zu großen, schwebend erscheinenden Rundleuchten. XAL bringt die VELA-Serie auf den Markt. Die großen, schwebenden Leuchtscheiben dominieren Foyers, Galerien und Aulas. Bis heute erreichen nur wenige Hersteller eine so homogene Ausleuchtung.

EN The trend moves towards large, floating, round luminaires, and XAL introduces VELA. The large floating disks of light dominate foyers, galleries and auditoriums. To date, few manufacturers have been able to achieve such uniform luminance.



2008

LED LUMINAIRES
vela / meno / combo / profiles

DE Als viele die LED noch als Spielerei abtun, bauen wir bereits die erste professionelle architektonische Beleuchtung mit LED-Technik.

EN While many put LED technology aside as a gimmick, we were already producing the first professional LED architectural lighting.



2011

XALcc
Competence Center

DE Eröffnung des XAL Competence Centers, unseres multidisziplinären LED-Forschungs- und Entwicklungslabors in Graz. Ein wahrhaft einzigartiger Arbeitsplatz.

EN Opening of the XAL Competence Center, our multidisciplinary LED R&D laboratory in Graz. A truly unique place to work!

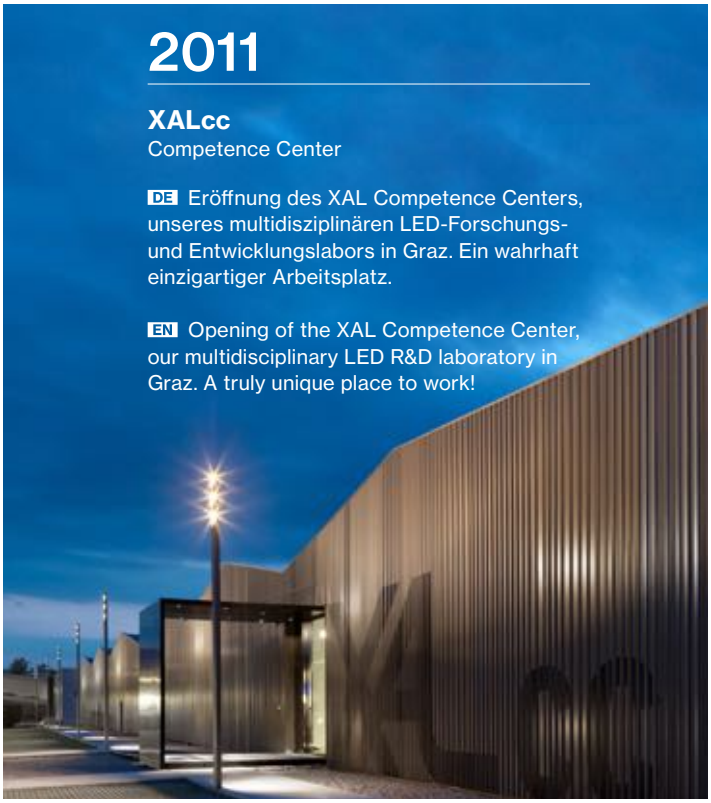

2012

MAGNETIC TRACK SYSTEM
move it system

DE Die werkzeuglose Magnetbefestigung von verschiedenen Spot- und Lichtinsets erlaubt flexible Kombinationsmöglichkeiten. Die „Move it“-Serie ermöglicht maßgeschneiderte Beleuchtung für jedermann.

EN The tool-free magnetic fixing of various spotlights and inset light fittings creates countless combinations. Move it has made truly tailored lighting accessible to all.





2017

XAL BCL
Barcelona Creative Lab

DE In der Design-Hauptstadt Europas eröffnen wir den XAL-Think-Tank der zukünftigen Innovationen.

EN In the design capital of Europe, we opened our XAL Creative Lab for Future Innovations.

The world of XAL

DE Unsere Leidenschaft für das Thema Licht hat uns schon sehr früh mit vielen internationalen Größen aus Architektur und Design zusammengebracht. Aus diesem internationalen Austausch entwickelte sich jene Internationalität, die XAL heute prägt und die uns veranlasst hat, auf drei Kontinenten Leuchten zu entwickeln, zu bauen und unseren Kunden weltweit zu liefern.

EN From the earliest days, our passion for light has brought us together with many renowned names in architecture and design. Inspired by this exchange of ideas, XAL has developed a truly global attitude. A culture that is the hallmark of XAL today, and enables us to develop and produce luminaires across three continents, to supply them to our customers anywhere in the world.

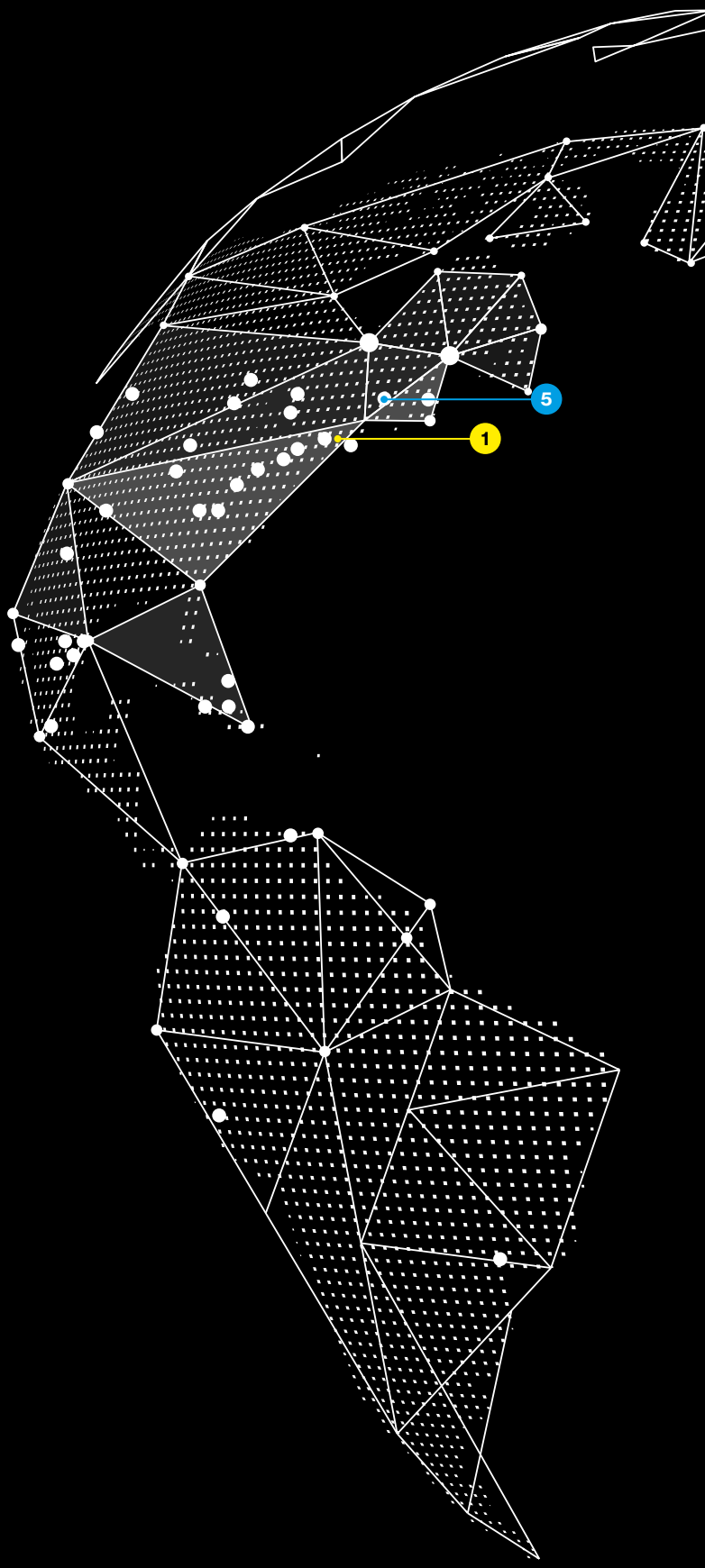

DEVELOPMENT SITES / PRODUCTION SITES

1 Graz, Austria
DEVELOPMENT SITE / PRODUCTION SITE

DE Das Herzstück von XAL ist unser Headquarter in Österreich. Es ist das wichtigste Kompetenzzentrum für Produktentwicklung und Produktion.

EN The heart of XAL is our headquarters in Austria. It is our key centre of excellence for product development and production.

2 Murska Sobota, Slovenia
PRODUCTION SITE

DE Das Produktionswerk in Slowenien verfügt über hochautomatisierte und modernste Produktions- und Logistiktechnologien.

EN Our factory in Slovenia is equipped with highly automated and advanced production and logistics technology.

3 Barcelona, Spain
DEVELOPMENT SITE

DE Im Creative Lab in Barcelona arbeitet ein internationales Team aus Technikern und Designern an unseren künftigen Innovationen.

EN The Creative Lab in Barcelona is home to an international team of engineers and designers who work on our future innovations.

4 Pune, India
DEVELOPMENT SITE / PRODUCTION SITE

DE Unser Standort in Pune entwickelt und produziert Lösungen für den indischen Markt und andere asiatische Märkte.

EN At our location in Pune, solutions are developed and manufactured for the domestic Indian market as well as for the other Asian regions.

5 Oxford, CT, USA
DEVELOPMENT SITE / PRODUCTION SITE

DE Im Werk in Connecticut werden sämtliche Produkte für den amerikanischen Markt entwickelt und produziert.
XAL: made in the USA.

EN At the Connecticut works, all the products for the American market are developed and produced.
XAL: made in the USA.

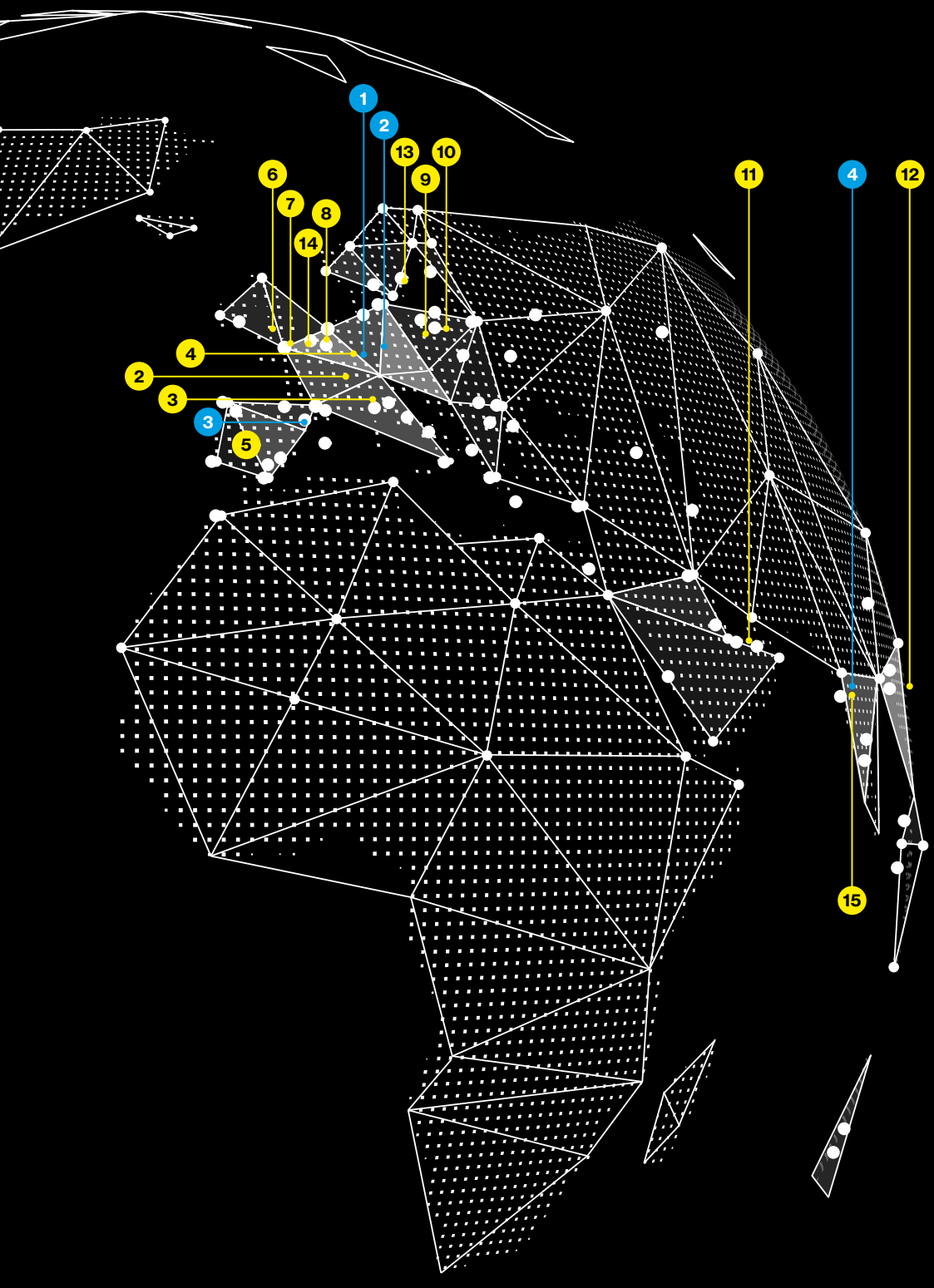

SALES LOCATIONS

1 **XAL Inc.**
New York, USA

2 **XAL Schweiz GmbH**
Zurich, SWITZERLAND

3 **XAL SRL**
Bolzano, ITALY

4 **XAL GmbH**
Munich, GERMANY

5 **XAL Iluminación, S.L.**
Madrid, SPAIN

6 **XAL Ltd.**
London, UNITED KINGDOM

7 **XAL Sarl**
Paris, FRANCE

8 **XAL B.V.**
Amsterdam, NETHERLANDS

9 **XAL Eastern Europe k.s.**
Bratislava, SLOVAKIA

10 **XAL Sp. z.o.o.**
Warsaw, POLAND

11 **XAL FZE**
Ras Al Khaimah,
UNITED ARAB EMIRATES

12 **Wever & Ducré Asia Pacific Ltd.**
HONG KONG

13 **Wever & Ducré AB**
Stockholm, SWEDEN

14 **Wever & Ducré bvba**
Kortrijk, BELGIUM

15 **XAL India Pvt. Ltd.**
Pune, INDIA

Research and engineering

DE Die Entwicklung technologisch führender Produkte ist eine ganzheitlich zu denkende Aufgabe, bei der eine Vielzahl von Spezialisten aus unterschiedlichen Fachgebieten als ein Team an einem gemeinsamen Ziel arbeiten muss. Für unsere Experten sind die XAL-Kompetenzzentren ein inspirierender Arbeitsplatz, an dem sie die bestmögliche Labor-Infrastruktur zur Verfügung haben und wo der Teamgeist genug Raum für neue Ideen offenlässt. Das Ergebnis ist ein Produktportfolio von Leuchten und Lichtsystemen, das in jeder Hinsicht technisch außergewöhnlich ist und Außergewöhnliches leistet.

EN The development of products with leading technology is a holistic task. It involves a multitude of specialists from different fields who work as a team towards a common goal. The XAL competence centres are an inspiring workplace for our experts, where they not only find the best resources but also the team spirit and ro om for new ideas. The result is a portfolio of luminaires and lighting systems that is technically exceptional and delivers outstanding performance.

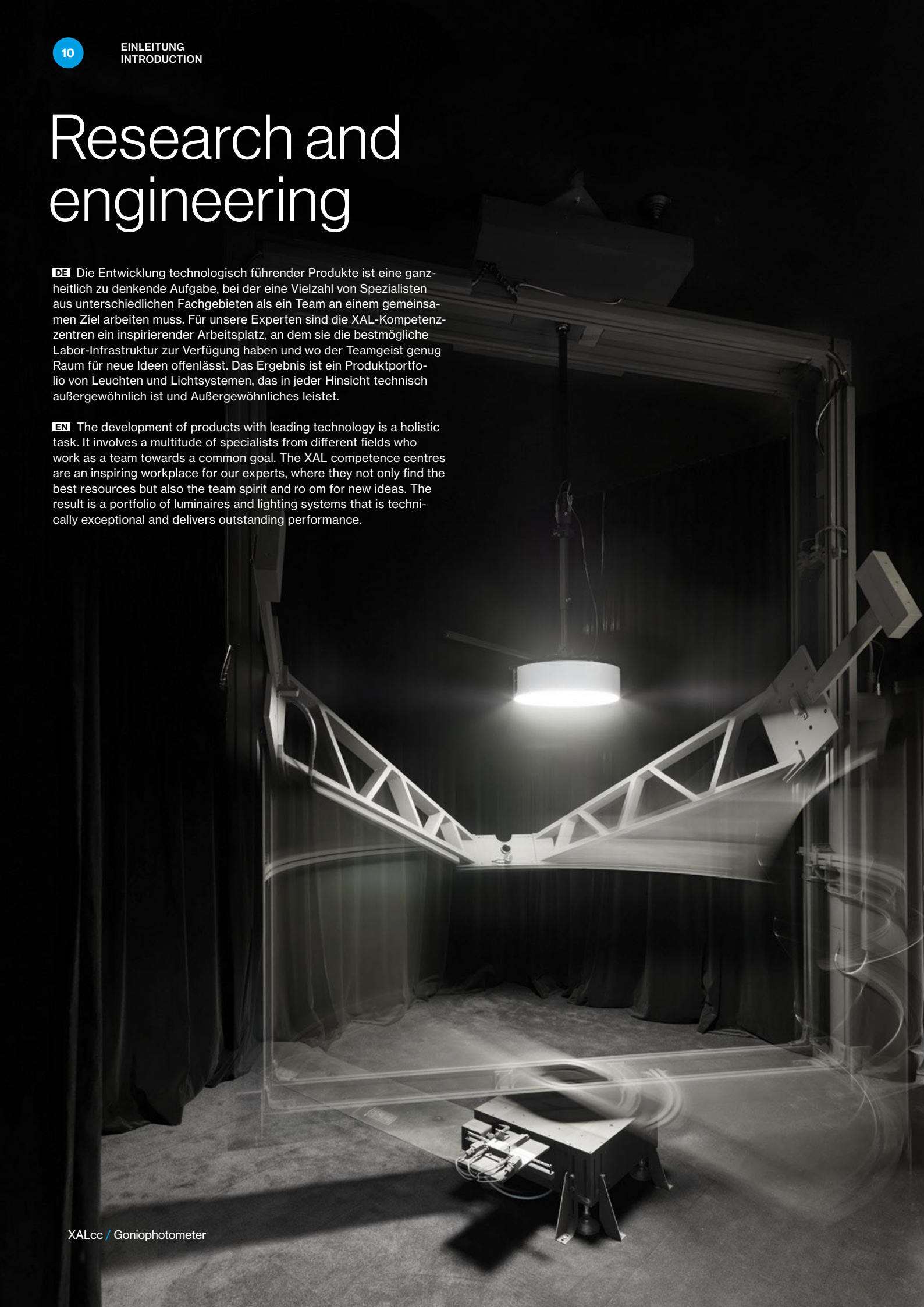

XALcc / Goniophotometer



TASK SUSPENDED / reddot design award 2015 / IF Design Award 2015 / Good Design Award



NOD / IF Design Award 2017 / darc awards



HELIOS SUSPENDED / IF Design Award 2014 / Good Design Award

Product design

DE Wenn wir selbst behaupten, dass unsere Produkte außergewöhnlich gut sind, mag man uns glauben oder nicht. Wir lassen daher lieber andere die Qualität unserer Produkte beurteilen, zum Beispiel die Fachjurys der großen internationalen Designpreise. Und sehen deren wohlwollendes Urteil als überzeugendes Kompliment für unsere Ingenieurs- und Designkompetenz. In diesem Katalog finden Sie eine Vielzahl solcherart ausgezeichneter Produkte, die wir entsprechend gekennzeichnet haben.

EN Whether our products are as exceptional as we claim is open to subjective interpretation. We would rather leave it up to others to judge the quality of our products, such as the professional juries of major international design awards. We see their favourable judgement as a direct external testimony to our engineering and design expertise. In this catalogue, you will find a variety of such awarded products, which we have marked accordingly.


High manufacturing quality



Metal sheet stamping


Powder coating


Profile cutting and milling

In-house manufacturing

DE Wir glauben, dass nachhaltige Qualität und Flexibilität in der Produktion nur durch höchste eigene Kompetenz entlang der Wertschöpfungskette zu erreichen sind. XAL hat daher alle wesentlichen Fertigungstechnologien an den eigenen Produktionsstandorten im Einsatz: Von der Elektronikfertigung über Aluminiumbearbeitung, Aluminium-Druckguss und Kunststoff-Spritzguss und über Stanzen, Biegen, Drehen, Fräsen bis hin zu Lackieren und Pulverbeschichten wird alles im eigenen Haus erledigt. Das sichert uns und unseren Kunden die beste Kontrolle über Qualität und Flexibilität.

EN We believe that quality and flexibility in production can only be sustained by our own outstanding levels of in-house expertise along the full value chain. XAL therefore operates all key manufacturing technologies within its own production sites: From electronics assembly to aluminium processing and die-casting, from plastics injection moulding to metal stamping and bending and from turning and milling right up to painting and powder coating; everything is provided from a single source. This gives us and our customers the best possible control over quality and flexibility.


LED board manufacturing - SMD machines


Final assembly


Extensive quality check

LED technology

DE XAL liefert seit 2003 LED-Leuchten. Das LED-Know-how von rund eineinhalb Jahrzehnten sichert auch in der Produktion die höchste Qualität: Angefangen von präziser spektrometrischer Analyse bei der Wareneingangskontrolle der LEDs über die Platinenfertigung auf der jeweils optimalen Fertigungslinie und die High-End-ESD-Assembly-Bereiche bis hin zu umfangreichen Tests am fertigen Produkt ist alles auf höchste Verarbeitungsqualität ausgelegt. Für eine perfekt entwickelte und perfekt produzierte Leuchte.

EN XAL has been supplying LED luminaires since 2003. The accumulated know-how of some one and a half decades of experience in LEDs also ensures the highest quality in production: Starting with precise spectrometric analysis of LEDs in incoming goods control, through the use of optimized production lines for PCB assembly and high-end ESD assembly areas, right up to extensive testing of the finished product, everything is set out to achieve the highest manufacturing quality; for the perfectly developed and perfectly manufactured luminaire.

Customized solutions

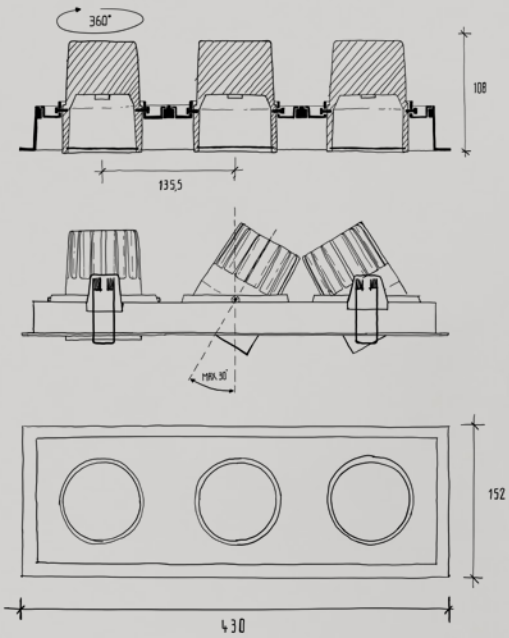

DE Auch das breiteste Produktprogramm kann manchmal die spezifischen Anforderungen eines konkreten Projekts nicht erfüllen. Um diese Fälle kümmert sich unsere Abteilung Customised Solutions. Erfahrene Experten aus mehreren Fachbereichen erarbeiten kundenspezifische Lösungen und setzen diese rasch und effizient um.

EN Even the broadest product range is sometimes not able to meet the specific requirements of an actual project. Our Customized Solutions department takes care of such cases. Experienced experts from a variety of disciplines develop customer-specific solutions and implement them quickly and efficiently.





XALcc / 3D Measurement device



XALcc / Climatic exposure test cabinet


XALcc / ARC spray


XALcc / EMC Lab (electromagnetic compatibility)

5 YEARS GUARANTEE

ISO 9001

ISO 14001

Quality

Our Guarantee

DE XAL-Leuchten werden gefertigt, um höchste Ansprüche zu erfüllen. Modernste Produktentwicklungsverfahren, Labore, Produktions- und Testprozesse und Zertifizierungen nach ISO 9001 und ISO 14001 garantieren qualitativ hochwertige Produkte und eine lange Produktlebensdauer. Heute, morgen und in fünf Jahren. Wir laden Sie ein, unsere 5-Jahres-Garantie unter unseren Garantie-Konditionen in der jeweils gültigen Fassung, abrufbar unter www.xal.com/garantie, in Anspruch zu nehmen. Registrieren Sie sich auf unserer Website und genießen Sie die Sicherheit Ihrer langlebigen XAL-Lichtlösungen.

EN XAL luminaires are manufactured to meet the most exacting requirements. Using the latest product development, production and testing processes and modern laboratories, combined with full certification to ISO 9001 and ISO 14001, ensures high-quality products with a long service life. Today, tomorrow and in five years' time. We invite you to take advantage of our 5-year warranty, which is available under our current valid conditions of guarantee, and can be found under www.xal.com/en/guarantee. Register on our website and enjoy the security afforded by your durable XAL light solutions.

Services

DE Eine erfolgreiche Zusammenarbeit beruht nicht ausschließlich auf guten Produkten, sondern auch auf der Unterstützung des Planers oder Bauherrn in allen Projektphasen mit Information und Service. XAL bietet Ihnen umfangreiche und detaillierte Print- und Onlinekataloge, RELUX-, DIALux- und REVIT-Unterstützung, Montagevideos, Fachvorträge, After Sales Services und vieles mehr. Und natürlich das Wichtigste: Ihre kompetenten und hilfsbereiten persönlichen Ansprechpartner.

EN Successful cooperation is not just based on good products, but also on information and support services to the planner or client in all phases of the project. XAL can provide you with extensive and detailed printed and online catalogues, RELUX-, DIALux and REVIT support, assembly videos, specialist presentations and after sales services, and much more; and of course the most important thing: A competent and helpful personal contact.



Light Magazin
www.xal.com/magazine

DIALux evo · RELUX · pCon PLANNER · AUTODESK REVIT

Planning Tools
www.xal.com/services



Hotline
+43.316.3170.9400



Special brochures
www.xal.com/catalog

After Sales Services

DE Unsere Kundenleistungen enden nicht mit der Lieferung. Mit unseren After Sales Services bieten wir unseren Kunden auch danach eine zentrale Anlaufstelle für alle Anliegen rund um die gelieferten Produkte. Diese internationale Serviceleistung reicht von der Netzanalyse über die Inbetriebnahme komplexer Lichtsysteme bis hin zur Wartung. Mit der unten angeführten XAL-Servicehotline steht Ihnen eine erste und schnelle Soforthilfe zur Verfügung.

EN The services for our customers do not end with delivery. We also provide our customers with a central point of contact, through our After Sales Services, for all issues relating to the products supplied. This internationally available service covers the analysis of the lighting network through to the commissioning of complex lighting systems and the provision of maintenance. Initial and quick-response emergency help is also available via the XAL Service Hotline listed below.

Netzanalyse / Network analysis

DE Bei internen oder externen Einflüssen auf das Stromnetz bietet XAL kompetente Unterstützung in Form von Netzanalysemessungen.

EN XAL offers expert support for issues related to internal or external influences on the lighting power network, through network measurement and analysis.

Inbetriebnahme / Commissioning

DE Für die Inbetriebnahme oder Programmierung bieten wir Unterstützung für alle Themen und Projektphasen.

EN We offer commissioning and programming support for all issues and project phases.

Wartung / Maintenance

DE Aufgrund der technischen Komplexität von Anlagen sowie der Individualität einzelner Projekte oder Systeme haben wir gemeinsam mit unseren Kunden spezifische Wartungskonzepte erarbeitet. Die Vorteile sind eine stets einwandfreie Beleuchtungsanlage und eine möglichst lange Lebensdauer.

EN Due to the technical complexity of installations and the individual nature of specific projects or systems, we have jointly developed specific maintenance concepts with our customers. The advantages are a perfectly functioning lighting installation at all times and the longest possible service life.



AFTER SALES SERVICE
GET IN TOUCH

Phone: +43.316.3170.9400 Monday – Friday: 7:00 am – 8:00 pm
Mail: service@xal.com

How to use

DE Wir bieten in diesem Katalog ein sehr breites Spektrum an Varianten einzelner Produkte an. Wir haben diese Varianten in drei Kategorien eingeteilt: Standard configurations, Extended configurations und Options on request, die sich hinsichtlich Lieferzeit und Preis geringfügig unterscheiden.

EN In this catalogue, we offer a very extensive range of variants for individual products. We have divided these variants into three categories: Standard configurations, Extended configurations and Options on request, which differ slightly in terms of lead time and pricing.

Standard configurations

DE Produkte in Standard-Ausführung haben die kürzeste Lieferzeit und werden zu Standard-Preisen verrechnet.

EN Products with standard configurations have the shortest lead times and are invoiced at standard prices.

Extended configurations

DE Hierunter fallen etwas ausgefallenere Produktvarianten mit längeren Lieferzeiten und unterschiedlichen Aufpreisen. In dieser Kategorie stehen auch vordefinierte RAL-Farben zur Wahl.

EN This includes more unusual product versions with longer lead times and varying additional charges. Selectable, predefined RAL colours are also available in this category.

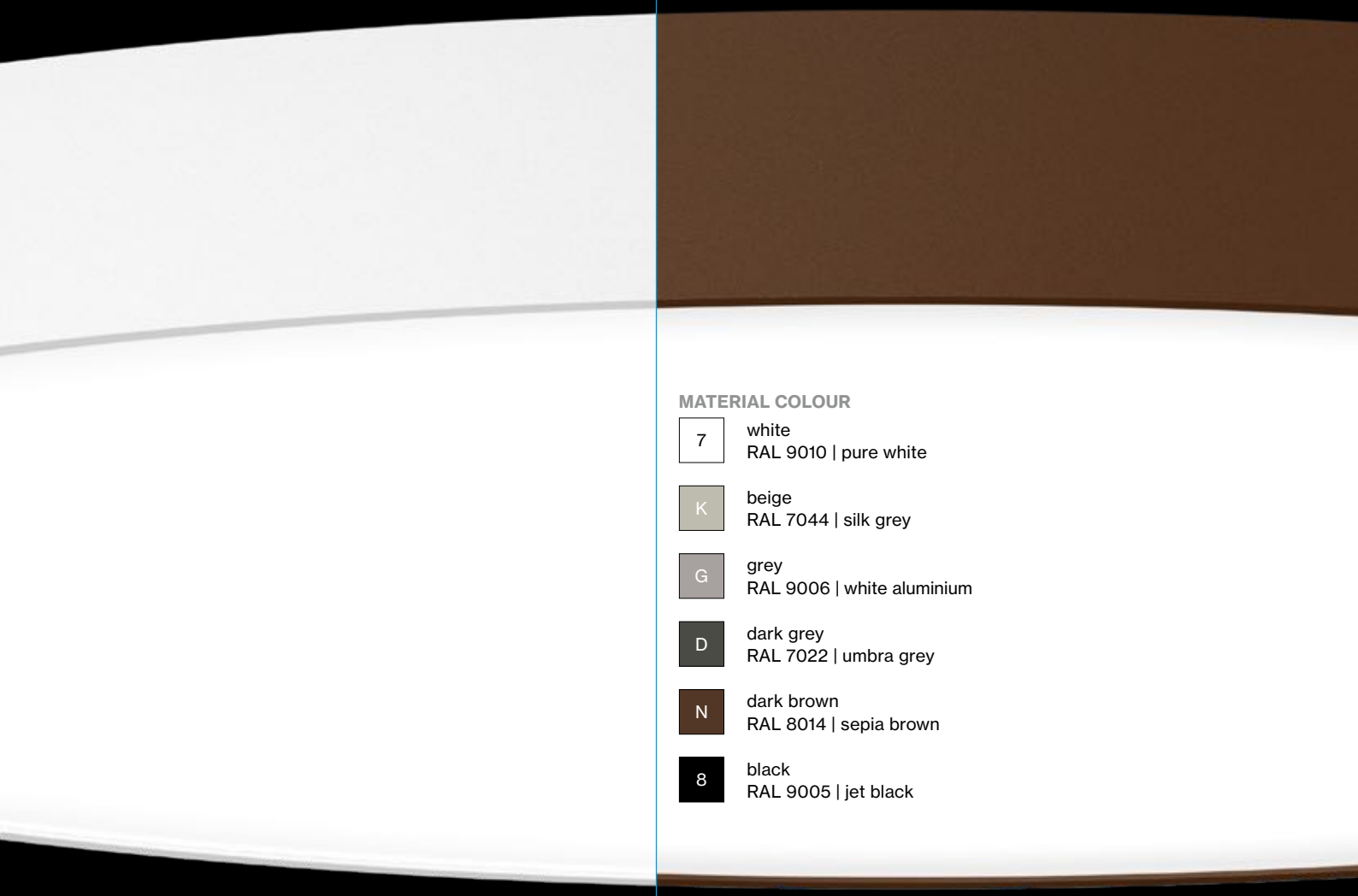

MATERIAL COLOUR

7	white RAL 9010 | pure white
K	beige RAL 7044 | silk grey
G	grey RAL 9006 | white aluminium
D	dark grey RAL 7022 | umbra grey
N	dark brown RAL 8014 | sepia brown
8	black RAL 9005 | jet black

Options on request

DE Darunter fallen Varianten, die an individuelle Anforderungen angepasst werden. Lieferzeiten und Preise richten sich nach diesen Anforderungen.

EN Versions which are modified to individual requirements are included here. Lead times and prices are aligned with these requirements.



01



EINBAUSTRAHLER / DOWNLIGHTS
RECESSED SPOTLIGHTS / DOWNLIGHTS



SASSO 80
flush / offset
trim / trimless
24



SASSO 80
downlight
trim / trimless
28 new



SASSO 100
flush / offset
trim / trimless
32



SASSO 100
downlight
trim / trimless
40 new



SASSO 100 / 150
asymmetric
trim / trimless
44



SASSO 150
flush / offset
trim / trimless
48



KARO 80
trim / trimless
52



KARO 100
trim / trimless
56



KARO 150
trim / trimless
62



INVISIBLE 80
round
trimless
66



INVISIBLE 100
round
trimless
70



INVISIBLE 80
square / asym.
trimless
74



INVISIBLE 100
square / asym.
trimless
78



INVISIBLE 80
retro
trimless
82



INVISIBLE 100
retro
trimless
84



BUBBLE 80
trimless
88



BUBBLE 100
trimless
92



BUBBLE 150
trimless
96



CAVO
round
trimless
100 new



CAVO
square
trimless
100 new



MOVE IT 45
round
trimless
106



MOVE IT 45
round flex
trimless
110



MOVE IT 85
round
trimless
114



MOVE IT 45
square
trimless
118



MOVE IT 85
square
trimless
124



AURO FOCUS
trim / trimless
128



ARGO
trim
132



SPADO 100 / 150
round / asym.
trim
136 new



SPADO 150
square
trim
140 new

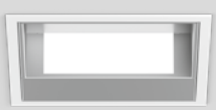

WALL MINI
wallwasher
trim / trimless
144



SQUADRO
wallwasher
trim
148 new

OVERVIEW

Light engines

	SASSO 80 flush	**SASSO 80** offset	**SASSO 80** downlight	**SASSO 100** flush
				
	8 W, 10 W CWD, 12 W	8 W, 10 W CWD, 12 W	8 W, 10 W CWD, 12 W	15 W, 18 W CWD, 27 W
	up to 86 lm/W	up to 86 lm/W	up to 90 lm/W	up to 100 lm/W
	700 lm, 1050 lm	700 lm, 1050 lm	730 lm, 1100 lm	1510 lm, 2370 lm
	2700K, 3000K, 4000K, CWD	2700K, 3000K, 4000K, CWD	2700K, 3000K, 4000K, CWD	2700K, 3000K, 4000K, CWD
	6°, 27°, 37°	6°, 27°, 37°	25°, 36°	18°, 24°, 36°
	ø 80 mm / H 83 mm	ø 80 mm / H 97 mm	ø 80 mm / H 93 mm	ø 98 mm / H 106 mm

Mounting housings

SASSO round trimless	 → 24	 → 24	 → 28	 → 32
SASSO round trim	 → 24	 → 24	 → 28	 → 32
SASSO square trim	 → 24	 → 24	 → 28	 → 32
SASSO asymmetric trim				 → 44
KARO square trimless	 → 52			 → 56
KARO square trim	 → 52			 → 56
INVISIBLE round 1 lamp trimless	 → 66			 → 70
INVISIBLE round 2 lamps trimless	 → 66			 → 70
INVISIBLE square asymmetric	 → 74			 → 78
INVISIBLE square 1 lamp trimless	 → 74			 → 78
INVISIBLE square 2 lamps trimless	 → 74			 → 78
INVISIBLE retro 1 lamp trimless	 → 82			 → 84
INVISIBLE retro 2 lamps trimless	 → 82			 → 84
BUBBLE round 1 lamp trimless	 → 88			 → 92

SASSO 100
offset



15 W, 18 W CWD, 27 W
up to 100 lm/W
1510 lm, 2370 lm
2700 K, 3000 K, 4000 K, CWD
18°, 24°, 36°
ø 98 mm / H 106 mm


32


32


32

SASSO 100 WLS
offset



16 W, 28 W
up to 65 lm/W
880 lm, 1580 lm
2700 K, 3000 K, 4000 K
18°, 24°
ø 98 mm / H 120 mm


38


38


38

SASSO 100
downlight



15 W, 18 W CWD, 27 W
up to 100 lm/W
1550 lm, 2440 lm
2700 K, 3000 K, 4000 K, CWD
24°, 39°
ø 98 mm / H 114 mm


40


40


40

SASSO 150
flush



28 W, 44 W, 52 W
up to 102 lm/W
2860 lm, 3850 lm, 4580 lm
3000 K, 4000 K
14°, 25°, 41°
ø 144 mm / H 144 mm


48


48


48


44


62


62


96

SASSO 150
offset



28 W, 44 W, 52 W
up to 102 lm/W
2860 lm, 3850 lm, 4580 lm
3000 K, 4000 K
14°, 25°, 41°
ø 144 mm / H 170 mm


48


48


48

SASSO 80
flush / offset
trim / trimless

xal.com/sasso



Quickinfo

GENERAL

recessed (with trim / trimless)
IP 20
optional concrete install. housing

LED

COB LED module
up to 86 lm/W
2700 K, 3000 K, 4000 K, CWD
CRI ≥ 90
Binning initial ≤ 3 MacAdam

ESTIMATED LED LIFETIME

L80 / 50 000 h

OPTICAL

direct illumination
beam angle 6°, 27°, 37°
optical accessories

ELECTRICAL

non DIM, DIM DALI

PHYSICAL

aluminium
powder-coated

Description

DE Runder Einbaustrahler aus Aluminiumdruckguss; optional mit zurückversetzter Leuchtenebene; werkzeuglose Montage im Montageset durch Kugelschnappsystem; 360° dreh- und 35° schwenkbar; Oberfläche weiß, silbergrau oder schwarz pulverbeschichtet; Einbau in unterschiedlichen Gehäusen möglich; optische Aufsätze sind als Zubehör erhältlich; passive Kühlung der LEDs durch optimierte Kühlkörpergeometrie; COB (Chip on Board) Technologie für höchste Effizienz; keine Bildung von Mehrfachschatten; energieeffiziente LEDs mit sehr guter Farbwiedergabe; Binning initial ≤ 3 MacAdam; lieferbar in den Lichtfarben 2700 K, 3000 K und 4000 K; optional mit CWD (Colour Warm Dimming); CRI ≥ 90; min. 80 % des Lichtstromes nach 50 000 h Lebensdauer hochwertiger Reflektor mit sphärischer Facettenoptik; präzise Abstrahlcharakteristik mit drei verschiedenen Ausstrahlwinkeln; werkzeuglos einsetz- bzw. austauschbar; Schutzart IP 20; SK II; optional DALI-dimmbar

EN Round recessed spotlight in die-cast aluminium; optionally with recessed lighting level; installation without tools in mounting set with ball catch system; 360° rotatable and 35° tiltable; surface white, silver-grey or black powder coated; installation possible in different housings; optical attachments available as accessories; passive cooling of LEDs with optimised heat sink geometry; COB (Chip on Board) technology for maximum efficiency; no multiple shadows; energy-efficient LEDs with very good colour rendering; binning initial ≤ 3 MacAdam; available in the light colours 2700 K, 3000 K and 4000 K; optional with CWD (Colour Warm Dimming); CRI ≥ 90; min. 80 % of the luminous flux after 50 000 hours; high quality reflector with spherical facet finish; precise radiation characteristic with three different beam angles; installed and exchanged without tools; degree of protection IP 20; PC II; optional DALI dimmable

Features



exchangeable light engine



installation possible in square mounting set



rotation adjustment 360°, tilt adjustm. 35°



skimmed into plasterboard ceiling (trimless)

Standard configuration

MOUNTING TYPE

flush	1
offset	2

COLOUR TEMPERATURE

3000 K	5

CONTROL

non DIM	1

MATERIAL COLOUR

white	7

7

REFLECTOR

flood 37°	F

Extended configuration

COLOUR TEMPERATURE

2700 K	4
4000 K	6

CONTROL

DIM DALI	3

MATERIAL COLOUR

silver-grey	G
black	8

G 8

+5 % surcharges

REFLECTOR

medium 27°	M

LENS

super spot 6° (only 8 W non DIM)	V

Options on request

CONTROL

phase-cut DIM



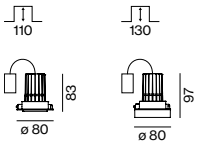

SASSO 80 flush / offset

SYS POWER	COLOUR TEMP.	LUMINOUS FLUX	ORDER CODE
8 W	2700 K	630 lm	048-230 0 :: 1 ◪ ▲
	3000 K	660 lm	
	4000 K	700 lm	
10 W CWD	1800–3000 K (CRI ≥ 95)	500 lm	048-230 0 0 3 ◪ M
12 W	2700 K	950 lm	048-230 2 :: ◪ ▲
	3000 K	980 lm	
	4000 K	1050 lm	

LIGHT DISTRIBUTION for 12 W, 3000 K

super spot 6° (8 W)

h (m)	E (lx)	ø (m)
1	21750	ø0,11
2	5437	ø0,21
3	2416	ø0,32
4	1359	ø0,43
5	870	ø0,53

medium 27°

h (m)	E (lx)	ø (m)
1	2534	ø0,48
2	633	ø0,96
3	281	ø1,44
4	158	ø1,92
5	101	ø2,40

flood 37°

h (m)	E (lx)	ø (m)
1	1826	ø0,68
2	456	ø1,36
3	202	ø2,03
4	114	ø2,71
5	73	ø3,39

Mounting accessories

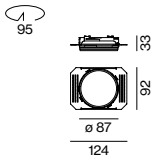

TRIMLESS MOUNTING SET

for installation in plasterboard ceilings 12/15/25 mm

TYPE	ORDER CODE
flush	052-192132 7
offset	052-193132 7

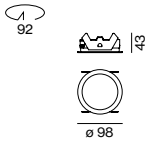

ROUND MOUNTING SET WITH TRIM

for intermediate ceilings 2–25 mm

TYPE	ORDER CODE
flush	052-192232 ◪
offset white	052-193232 7
offset black	052-193232 8

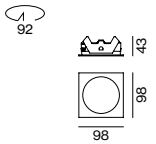

SQUARE MOUNTING SET WITH TRIM

for intermediate ceilings 2–25 mm

TYPE	ORDER CODE
flush	052-194231 ◪
offset white	052-195231 7
offset black	052-195231 8



CONCRETE MOUNTING HOUSING

for 8 W

TYPE	L/Ø·W·H (mm)	ORDER CODE
exposed concrete ceilings*	229·227·160	060-000 8 0
primed concrete ceilings**	ø240·400·130	052-191432 0

*only for flush mounting
**order mounting set separately

Optical accessories



TYPE	ORDER CODE
honeycomb louver	048-209131 ◪
linear prismatic lens	048-209231 ◪
snoot	048-209111 ◪
snoot with honeycomb louver	048-209121 ◪

use only 1 optical accessory

Inspiration

Private Residence
Zurich, Switzerland

PRODUCT
SASSO 80 trimless flush
SASSO 100 asymmetric

ARCHITECT
Think Architecture AG
Zurich, Switzerland







SASSO 80
downlight
trim / trimless

xal.com/sasso



Quickinfo

GENERAL

recessed (with trim / trimless)
IP 20, IP 44
optional concrete install. housing

LED

COB LED module
up to 90 lm/W
2700 K, 3000 K, 4000 K, CWD
CRI ≥ 90
Binning initial ≤ 3 MacAdam

ESTIMATED LED LIFETIME

L80 / 50 000 h

OPTICAL

direct illumination (UGR < 19)
beam angle 25°, 36°

ELECTRICAL

non DIM, DIM DALI

PHYSICAL

aluminium
chrome, high-gloss

Description

DE Runder Einbaustrahler aus Aluminiumdruckguss; werkzeuglose Montage im Montageset durch Kugelschnappsystem; Oberfläche chrom poliert, gold Hochglanz, kupfer Hochglanz, schwarz Hochglanz oder weiß matt; Einbau in unterschiedlichen Gehäusen möglich; passive Kühlung der LEDs durch optimierte Kühlkörpergeometrie; COB (Chip on Board) Technologie für höchste Effizienz; keine Bildung von Mehrfachschatten; bildschirmtaugliche Arbeitsplatzleuchte nach DIN EN 12464-1 (UGR < 19); energieeffiziente LEDs mit sehr guter Farbwiedergabe; Binning initial ≤ 3 MacAdam; lieferbar in den Lichtfarben 2700 K, 3000 K und 4000 K; optional mit CWD (Colour Warm Dimming); CRI ≥ 90; min. 80 % des Lichtstromes nach 50 000 h Lebensdauer hochwertiger Reflektor mit sphärischer Facettenoptik; präzise Abstrahlcharakteristik mit zwei verschiedenen Ausstrahlwinkeln; werkzeuglos einsetz- bzw. austauschbar; Schutzart IP 20 oder IP 44; SK II; optional DALI-dimmbar

EN Round recessed spotlight in die-cast aluminium; installation without tools in mounting set with ball catch system; polished chrome surface, high gloss gold, high gloss copper, high gloss black or matt white; installation possible in different housings; passive cooling of LEDs with optimised heat sink geometry; COB (Chip on Board) technology for maximum efficiency; no multiple shadows; workplace light suitable for VDUs according to DIN EN 12464-1 (UGR < 19); energy-efficient LEDs with very good colour rendering; binning initial ≤ 3 MacAdam; available in the light colours 2700 K, 3000 K and 4000 K; optional with CWD (Colour Warm Dimming); CRI ≥ 90; min. 80 % of the luminous flux after 50 000 hours; high quality reflector with spherical facet finish; precise radiation characteristic with two different beam angles; installed and exchanged without tools; degree of protection IP 20 or IP 44; PC II; optional DALI dimmable

Features



exchangeable light engine



installation possible in square mounting set



surface high-gloss gold or black available



skimmed into plasterboard ceiling (trimless)

Standard configuration

COLOUR TEMPERATURE
3000 K — 5

CONTROL
non DIM — 1

MATERIAL COLOUR
chrome — 4



REFLECTOR
flood 36° — F

Extended configuration

COLOUR TEMPERATURE
2700 K — 4
4000 K — 6

CONTROL
DIM DALI — 3

MATERIAL COLOUR
gold high-gloss — 9
black-chrome high-gloss — 1
copper high-gloss — 6
white matt — 7



REFLECTOR
medium 25° — M

Options on request

CONTROL
phase-cut DIM



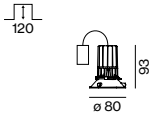

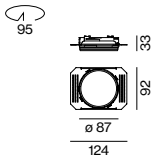

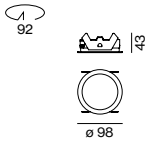

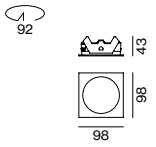



SASSO 80 downlight

UGR < 19 | CRI > 90 | DALI 1 ADDR. | 220-240 V | IP20 | IP20 / IP44 | CB

SYS. POWER	COLOUR TEMP.	LUMINOUS FLUX	ORDER CODE
8 W	2700 K	660 lm	048-23701F
	3000 K	690 lm	
	4000 K	730 lm	
10 W CWD	1800–3000 K (CRI ≥ 95)	510 lm	048-237003M
12 W	2700 K	990 lm	048-23721F
	3000 K	1020 lm	
	4000 K	1100 lm	
12 W IP44	3000 K	1020 lm	848-23725 4F

LIGHT DISTRIBUTION for 12 W, 3000 K

medium 25°

h (m)	E (lx)	ø (m)
1	2738	ø0,44
2	684	ø0,88
3	304	ø1,32
4	171	ø1,76
5	109	ø2,21

flood 36°

h (m)	E (lx)	ø (m)
1	1920	ø0,65
2	480	ø1,30
3	213	ø1,95
4	120	ø2,60
5	76	ø3,25

Mounting accessories

TRIMLESS MOUNTING SET
for installation in plasterboard ceilings 12/15/25 mm

COLOUR	ORDER CODE
white	052-192132 7

ROUND MOUNTING SET WITH TRIM
for intermediate ceilings 2–25 mm

COLOUR	ORDER CODE
grey	052-192232G
white	052-192232 7
black	052-192232 8

SQUARE MOUNTING SET WITH TRIM
for intermediate ceilings 2–25 mm

COLOUR	ORDER CODE
white	052-194231 7
black	052-194231 8

CONCRETE MOUNTING HOUSING
for 8 W

TYPE	L·W·H (mm)	ORDER CODE
exposed concrete ceilings	229·227·160	060-00080
primed concrete ceilings*	ø240·400·130	052-191432 0

*order mounting set separately

Inspiration

Spreedreieck
Berlin, Germany

ARCHITECT
AUKETT + HEESE GmbH
Berlin, Germany

PRODUCT
SASSO 80 downlight
trimless





SASSO 100
flush / offset
trim / trimless

xal.com/sasso



Quickinfo

GENERAL

recessed (with trim / trimless)
IP 20
optional concrete install. housing

LED

COB LED module
up to 100 lm/W
2700 K, 3000 K, 4000 K, CWD
CRI ≥ 90
Binning initial ≤ 3 MacAdam

ESTIMATED LED LIFETIME

L80 / 50 000 h

OPTICAL

direct illumination
beam angle 18°, 24°, 36°
optical accessories

ELECTRICAL

non DIM, DIM DALI

PHYSICAL

aluminium
powder-coated

Description

DE Runder Einbaustrahler aus Aluminiumdruckguss; optional mit zurückversetzter Leuchtenebene; werkzeuglose Montage im Montageset durch Kugelschnappsystem; 360° dreh- und 35° schwenkbar; Oberfläche weiß, silbergrau oder schwarz pulverbeschichtet; Einbau in unterschiedlichen Gehäusen möglich; optische Aufsätze sind als Zubehör erhältlich; passive Kühlung der LEDs durch optimierte Kühlkörpergeometrie; COB (Chip on Board) Technologie für höchste Effizienz; keine Bildung von Mehrfachschatten; energieeffiziente LEDs mit sehr guter Farbwiedergabe; Binning initial ≤ 3 MacAdam; lieferbar in den Lichtfarben 2700 K, 3000 K und 4000 K; optional mit CWD (Colour Warm Dimming); CRI ≥ 90; min. 80 % des Lichtstromes nach 50 000 h Lebensdauer hochwertiger Reflektor mit sphärischer Facettenoptik, präzise Abstrahlcharakteristik mit drei verschiedenen Ausstrahlwinkeln; werkzeuglos einsetz- bzw. austauschbar; Schutzart IP 20; SK II; optional DALI-dimmbar

EN Round recessed spotlight in die-cast aluminium; optionally with recessed lighting level; installation without tools in mounting set with ball catch system; 360° rotatable and 35° tiltable; surface white, silver-grey or black powder coated; installation possible in different housings; optical attachments available as accessories; passive cooling of LEDs with optimised heat sink geometry; COB (Chip on Board) technology for maximum efficiency; no multiple shadows; energy-efficient LEDs with very good colour rendering; binning initial ≤ 3 MacAdam; available in the light colours 2700 K, 3000 K and 4000 K; optional with CWD (Colour Warm Dimming); CRI ≥ 90; min. 80 % of the luminous flux after 50 000 hours; high-quality reflector with spherical facet effect design, precise radiation characteristic with three different beam angles; installed and exchanged without tools; degree of protection IP 20; PC II; optional DALI dimmable

Features



exchangeable light engine



installation possible in square mounting set



rotation adjustment 360°, tilt adjustm. 35°



skimmed into plasterboard ceiling (trimless)

Standard configuration

MOUNTING TYPE

flush	1
offset	2

COLOUR TEMPERATURE

3000 K	5

CONTROL

non DIM	1

MATERIAL COLOUR

white	7

7

REFLECTOR

flood 36°	F

Extended configuration

COLOUR TEMPERATURE

2700 K	4
4000 K	6

CONTROL

DIM DALI	3

MATERIAL COLOUR

silver-grey	G
black	8

G 8

+5 % surcharges

REFLECTOR

spot 18°	S
medium 24°	M

Options on request

CONTROL

phase-cut DIM

LENS

beam angle 14°, 24°



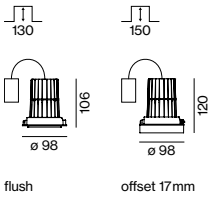

flush offset 17 mm

SASSO 100 flush / offset

SYS. POWER	COLOUR TEMP.	LUMINOUS FLUX	ORDER CODE
15 W	2700 K	1360 lm	048-240 0
	3000 K	1410 lm	
	4000 K	1510 lm	
15 W CWD	1800–3000 K (CRI ≥ 95)	1030 lm	048-240 103 F
27 W	2700 K	2140 lm	048-240 2
	3000 K	2220 lm	
	4000 K	2370 lm	

LIGHT DISTRIBUTION for 27 W, 3000 K

spot 18°

h (m)	E (lx)	ø (m)
1	14162	ø0,31
2	3540	ø0,62
3	1573	ø0,93
4	885	ø1,24
5	566	ø1,55

medium 24°

h (m)	E (lx)	ø (m)
1	9171	ø0,42
2	2292	ø0,84
3	1019	ø1,27
4	573	ø1,69
5	366	ø2,11

flood 36°

h (m)	E (lx)	ø (m)
1	5376	ø0,65
2	1344	ø1,31
3	597	ø1,96
4	336	ø2,61
5	215	ø3,27

Mounting accessories

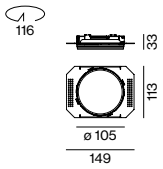

TRIMLESS MOUNTING SET

for installation in plasterboard ceilings 12/15/25 mm

TYPE	ORDER CODE
flush	052-192144 7
offset	052-193144 7

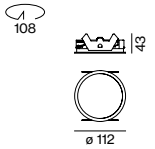

ROUND MOUNTING SET WITH TRIM

for intermediate ceilings 2–25 mm

TYPE	ORDER CODE
flush	052-192244
offset white	052-193244 7
offset black	052-193244 8

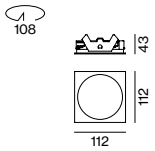

SQUARE MOUNTING SET WITH TRIM

for intermediate ceilings 2–25 mm

TYPE	ORDER CODE
flush	052-194241
offset white	052-195241 7
offset black	052-195241 8



CONCRETE MOUNTING HOUSING

for 13 W and 18 W

TYPE	L/Ø·W·H (mm)	ORDER CODE
exposed concrete ceilings*	229·227·160	052-191341 0
primed concrete ceilings**	ø240·400·130	052-191442 0

*only for flush mounting; **order mounting set separately

Optical accessories

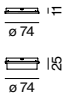

TYPE	ORDER CODE
honeycomb louver	048-219131
linear prismatic lens	048-219231
snoot	048-219111
snoot with honeycomb louver	048-219121

use only 1 optical accessory

Inspiration

Hotel Lanser Hof
Tegernsee, Germany

PRODUCT
SASSO 100 offset trimless

ARCHITECT
ingenhoven architects
Dusseldorf, Germany

LIGHTING DESIGN
TROPP Lighting
Weilheim, Germany







Inspiration

Fashion Store Leffers
Oldenburg, Germany

ARCHITECT
Blocher Blocher Partners
Stuttgart, Germany

LIGHTING DESIGN
VEDDER.LICHTMANAGEMENT
Munich, Germany

PRODUCT
SASSO 100 offset trimless




UGG

SASSO 100 WLS
offset

xal.com/sasso



Quickinfo

GENERAL

recessed (with trim / trimless)
IP 20

LED

COB LED module
up to 65 lm/W
2700 K, 3000 K, 4000 K
CRI ≥ 90
Binning initial ≤ 3 MacAdam

ESTIMATED LED LIFETIME

L80 / 50 000 h

OPTICAL

direct illumination
beam angle 18°, 24°

ELECTRICAL

non DIM, DIM DALI

PHYSICAL

aluminium
powder-coated

Description

DE Runder Einbaustrahler aus Aluminiumdruckguss; zurückversetzte Leuchtenebene; werkzeuglose Montage im Montageset durch Kugelschnappsystem; 360° dreh- und 35° schwenkbar; Oberfläche weiß, silbergrau oder schwarz pulverbeschichtet; Einbau in unterschiedlichen Gehäusen möglich; optische Aufsätze sind als Zubehör erhältlich; passive Kühlung der LEDs durch optimierte Kühlkörpergeometrie; COB (Chip on Board) Technologie für höchste Effizienz; keine Bildung von Mehrfachschatten; energieeffiziente LEDs mit sehr guter Farbwiedergabe; Binning initial ≤ 3 MacAdam; lieferbar in den Lichtfarben 2700 K, 3000 K und 4000 K; CRI ≥ 90; min. 80 % des Lichtstromes nach 50 000 h Lebensdauer hochwertiger Reflektor mit sphärischer Facettenoptik; präzise Abstrahlcharakteristik mit zwei verschiedenen Ausstrahlwinkeln; werkzeuglos einsetz- bzw. austauschbar; Schutzart IP 20; SK II; optional DALI-dimmbar

EN Round recessed spotlight in die-cast aluminium; offset lighting level; installation without tools in mounting set with ball catch system; 360° rotatable and 35° tiltable; surface white, silver-grey or black powder coated; installation possible in different housings; optical attachments available as accessories; passive cooling of LEDs with optimised heat sink geometry; COB (Chip on Board) technology for maximum efficiency; no multiple shadows; energy-efficient LEDs with very good colour rendering; binning initial ≤ 3 MacAdam; available in the light colours 2700 K, 3000 K and 4000 K; CRI ≥ 90; min. 80 % of the luminous flux after 50 000 hours; high quality reflector with spherical facet finish; precise radiation characteristic with two different beam angles; installed and exchanged without tools; degree of protection IP 20; PC II; optional DALI dimmable

Features



exchangeable light engine



installation possible in square mounting set



patented ball catch system



skimmed into plasterboard ceiling (trimless)

Standard configuration

COLOUR TEMPERATURE
3000 K — 5

CONTROL
non DIM — 1

MATERIAL COLOUR
white — 7

7

REFLECTOR
spot 18° — S

Extended configuration

COLOUR TEMPERATURE
2700 K — 4
4000 K — 6

CONTROL
DIM DALI — 3

MATERIAL COLOUR
silver-grey — G
black — 8

G | 8

+5 % surcharges

REFLECTOR
medium 24° — M

Options on request

CONTROL
phase-cut DIM



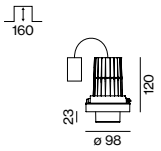

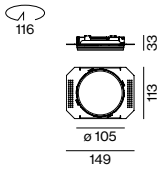

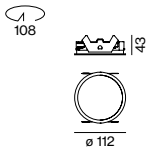

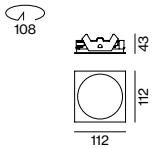

SASSO 100 WLS offset

360° 35° | CRI >90 | DALI 1 ADDR. | 220-240 V | IP20 | CB

SYSTEM POWER	COLOUR TEMP.	LUMINOUS FLUX	ORDER CODE
16 W	2700 K	930 lm	048-24302
	3000 K	1000 lm	
	4000 K	1010 lm	
28 W	2700 K	1470 lm	048-24322
	3000 K	1580 lm	
	4000 K	1580 lm	

LIGHT DISTRIBUTION for 28 W, 3000 K

spot 18°

h (m)	E (lx)	ø (m)
1	10092	ø 0,31
2	2523	ø 0,62
3	1121	ø 0,93
4	630	ø 1,24
5	403	ø 1,55

medium 24°

h (m)	E (lx)	ø (m)
1	6258	ø 0,42
2	1564	ø 0,84
3	695	ø 1,27
4	391	ø 1,69
5	250	ø 2,11

Mounting accessories

TRIMLESS MOUNTING SET OFFSET
for installation in plasterboard ceilings 12/15/25 mm

COLOUR	ORDER CODE
white	052-193144 7

ROUND MOUNTING SET OFFSET WITH TRIM
for intermediate ceilings 2–25 mm

COLOUR	ORDER CODE
white	052-193244 7
black	052-193244 8

SQUARE MOUNTING SET OFFSET WITH TRIM
for intermediate ceilings 2–25 mm

COLOUR	ORDER CODE
white	052-195241 7

SASSO 100
downlight
trim / trimless

xal.com/sasso



Quickinfo

GENERAL

recessed (with trim / trimless)
IP 20, IP 44
optional concrete install. housing

LED

COB LED module
up to 100 lm/W
2700 K, 3000 K, 4000 K, CWD
CRI ≥ 90
Binning initial ≤ 3 MacAdam

ESTIMATED LED LIFETIME

L80 / 50 000 h

OPTICAL

direct illumination (UGR < 19)
beam angle 24°, 39°

ELECTRICAL

non DIM, DIM DALI

PHYSICAL

aluminium
chrome, high-gloss

Description

DE Runder Einbaustrahler aus Aluminiumdruckguss; werkzeuglose Montage im Montageset durch Kugelschnappsystem; Oberfläche chrom poliert, gold Hochglanz, kupfer Hochglanz, schwarz Hochglanz oder weiß matt; Einbau in unterschiedlichen Gehäusen möglich; passive Kühlung der LEDs durch optimierte Kühlkörpergeometrie; COB (Chip on Board) Technologie für höchste Effizienz; keine Bildung von Mehrfachschatten; bildschirmtaugliche Arbeitsplatzleuchte nach DIN EN 12464-1 (UGR < 19); energieeffiziente LEDs mit sehr guter Farbwiedergabe; Binning initial ≤ 3 MacAdam; lieferbar in den Lichtfarben 2700 K, 3000 K und 4000 K; optional mit CWD (Colour Warm Dimming); CRI ≥ 90; min. 80 % des Lichtstromes nach 50 000 h Lebensdauer hochwertiger Reflektor mit sphärischer Facettenoptik; präzise Abstrahlcharakteristik mit zwei verschiedenen Ausstrahlwinkeln; werkzeuglos einsetz- bzw. austauschbar; Schutzart IP 20 oder IP 44; SK II; optional DALI-dimmbar

EN Round recessed spotlight in die-cast aluminium; installation without tools in mounting set with ball catch system; polished chrome surface, high gloss gold, high gloss copper, high gloss black or matt white; installation possible in different housings; passive cooling of LEDs with optimised heat sink geometry; COB (Chip on Board) technology for maximum efficiency; no multiple shadows; workplace light suitable for VDUs according to DIN EN 12464-1 (UGR < 19); energy-efficient LEDs with very good colour rendering; binning initial ≤ 3 MacAdam; available in the light colours 2700 K, 3000 K and 4000 K; optional with CWD (Colour Warm Dimming); CRI ≥ 90; min. 80 % of the luminous flux after 50 000 hours; high quality reflector with spherical facet finish; precise radiation characteristic with two different beam angles; installed and exchanged without tools; degree of protection IP 20 or IP 44; PC II; optional DALI dimmable

Features



exchangeable light engine



installation possible in square mounting set



surface high-gloss gold or black available



skimmed into plasterboard ceiling (trimless)

Standard configuration

COLOUR TEMPERATURE
3000 K — 5

CONTROL
non DIM — 1

MATERIAL COLOUR
chrome — 4

4

REFLECTOR
flood 39° — F

Extended configuration

COLOUR TEMPERATURE
2700 K — 4
4000 K — 6

CONTROL
DIM DALI — 3

MATERIAL COLOUR
gold high-gloss — 9
black-chrome high-gloss — 1
copper high-gloss — 6
white matt — 7

9 1 6 7

REFLECTOR
medium 24° — M

Options on request

CONTROL
phase-cut DIM

REFLECTOR
spot 16° (only for non CWD)



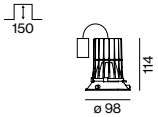

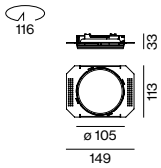

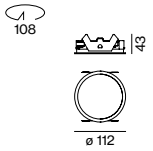

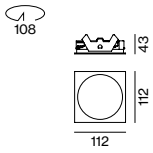



SASSO 100 downlight

UGR <19 | CRI >90 | DALI 1 ADDR. | 220-240 V | IP20 | IP20 / IP44 | CB

SYSTEM POWER	COLOUR TEMP.	LUMINOUS FLUX	ORDER CODE
15 W	2700 K	1390 lm	048-24701
	3000 K	1450 lm	
	4000 K	1550 lm	
15 W CWD	1800–3000 K	1080 lm	048-247103F
27 W	2700 K	2190 lm	048-24721
	3000 K	2280 lm	
	4000 K	2440 lm	
27 W IP44	3000 K	2280 lm	848-24725 4F

LIGHT DISTRIBUTION for 27 W, 3000 K

medium 24°

h (m)	E (lx)	ø (m)
1	8722	ø0,42
2	2180	ø0,84
3	969	ø1,26
4	545	ø1,68
5	348	ø2,10

flood 39°

h (m)	E (lx)	ø (m)
1	4674	ø0,71
2	1168	ø1,43
3	519	ø2,14
4	292	ø2,85
5	186	ø3,56

Mounting accessories

TRIMLESS MOUNTING SET
for installation in plasterboard ceilings 12/15/25 mm

COLOUR	ORDER CODE
white	052-192144 7

ROUND MOUNTING SET WITH TRIM
for intermediate ceilings 2–25 mm

COLOUR	ORDER CODE
grey	052-192244G
white	052-192244 7
black	052-192244 8

SQUARE MOUNTING SET WITH TRIM
for intermediate ceilings 2–25 mm

COLOUR	ORDER CODE
white	052-194241 7
black	052-194241 8

CONCRETE MOUNTING HOUSING
for 13 W and 18 W

TYPE	L·W·H (mm)	ORDER CODE
exposed concrete ceilings	229·227·160	052-191341 0
primed concrete ceilings*	ø240·400·130	052-191442 0

*order mounting set separately

Inspiration

Private Residence
Vienna, Austria

PRODUCT
SASSO 100 downlight trimless

ARCHITECT
ad2 architekten
Weiden/See, Austria









SASSO 100 / 150
asymmetric

xal.com/sasso



Quickinfo

GENERAL
recessed
IP 40

LED
COB LED module
up to 93 lm/W
2700 K, 3000 K, 4000 K
CRI ≥ 90
Binning initial ≤ 3 MacAdam

ESTIMATED LED LIFETIME
L80 / 50 000 h

OPTICAL
asymmetric illumination

ELECTRICAL
non DIM, DIM DALI

PHYSICAL
aluminium
powder-coated

Description

DE Runder Einbaustrahler aus Aluminiumdruckguss mit asymmetrischer Abstrahlcharakteristik; mittels Montagefeder werkzeuglos montierbar; Oberfläche weiß, silbergrau oder schwarz pulverbeschichtet; passive Kühlung der LEDs durch optimierte Kühlkörpergeometrie; COB (Chip on Board) Technologie für höchste Effizienz; keine Bildung von Mehrfachschatten; energieeffiziente LEDs mit sehr guter Farbwiedergabe; Binning initial ≤ 3 MacAdam; lieferbar in den Lichtfarben 2700 K, 3000 K und 4000 K; CRI ≥ 90; min. 80 % des Lichtstromes nach 50 000 h Lebensdauer hochwertiger Aluminiumreflektor mit sphärischer Facettenoptik; Schutzart IP 40; SK II; optional DALI-dimmbar

EN Round recessed spotlight in die-cast aluminium with asymmetric radiation characteristic; spring mounting without tools; surface white, silver-grey or black powder coated; passive cooling of LEDs with optimised heat sink geometry; COB (Chip on Board) technology for maximum efficiency; no multiple shadows; energy-efficient LEDs with very good colour rendering; binning initial ≤ 3 MacAdam; available in the light colours 2700 K, 3000 K and 4000 K; CRI ≥ 90; min. 80 % of the luminous flux after 50 000 hours; high quality aluminium reflector with spherical facet finish; degree of protection IP 40; PC II; optional DALI dimmable

Standard configuration

COLOUR TEMPERATURE
3000 K — 5

CONTROL
non DIM — 1

MATERIAL COLOUR
white — 7

7

REFLECTOR
asymmetric

Extended configuration

COLOUR TEMPERATURE
2700 K — 4
4000 K (only for SASSO 150) — 6

CONTROL
DIM DALI — 3

MATERIAL COLOUR
silver-grey — G
black — 8

G | 8

+5 % surcharges

Options on request

CONTROL
phase-cut DIM



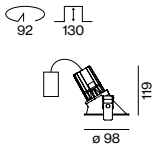

SASSO 100 asymmetric

CRI >90 | DALI 1 ADDR. | 220-240 V | IP40

SYSTEM POWER	COLOUR TEMP.	LUMINOUS FLUX	ORDER CODE
8 W	2700 K	610 lm	048-2400 1 M
	3000 K	640 lm	
12 W	2700 K	920 lm	048-2402 M
	3000 K	950 lm	

LIGHT DISTRIBUTION

asymmetric

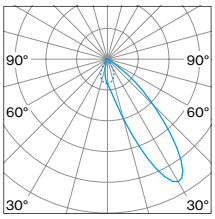

direct



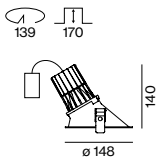

SASSO 150 asymmetric

CRI >90 | DALI 1 ADDR. | 220-240 V | IP40

SYSTEM POWER	COLOUR TEMP.	LUMINOUS FLUX	ORDER CODE
15 W	2700 K	1300 lm	048-2500 M
	3000 K	1350 lm	
	4000 K	1440 lm	
27 W	2700 K	2040 lm	048-2502 M
	3000 K	2120 lm	
	4000 K	2270 lm	

LIGHT DISTRIBUTION

asymmetric

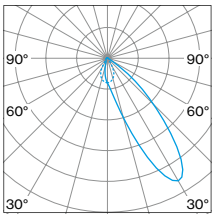

direct

Inspiration

Private Residence
Zurich, Switzerland

ARCHITECT
Think Architecture AG
Zurich, Switzerland

PRODUCT
SASSO 80 flush trimless
SASSO 100 asymmetric







SASSO 150
flush / offset
trim / trimless

xal.com/sasso





Quickinfo

GENERAL

recessed (with trim / trimless)
IP 20
optional concrete install. housing

LED

COB LED module
up to 102 lm/W
3000 K, 4000 K
CRI ≥ 90
Binning initial ≤ 3 MacAdam

ESTIMATED LED LIFETIME

L80 / 50 000 h

OPTICAL

direct illumination
beam angle 14°, 25°, 41°
optical accessories

ELECTRICAL

non DIM, DIM DALI

PHYSICAL

aluminium
powder-coated

Description

DE Runder Einbaustrahler aus Aluminiumdruckguss; optional mit zurückversetzter Leuchtenebene; werkzeuglose Montage im Montageset durch Kugelschnappsystem; 360° dreh- und 35° schwenkbar; Oberfläche weiß, silbergrau oder schwarz pulverbeschichtet; Einbau in unterschiedlichen Gehäusen möglich; optische Aufsätze sind als Zubehör erhältlich; passive Kühlung der LEDs durch optimierte Kühlkörpergeometrie; COB (Chip on Board) Technologie für höchste Effizienz; keine Bildung von Mehrfachschatten; energieeffiziente LEDs mit sehr guter Farbwiedergabe; Binning initial ≤ 3 MacAdam; lieferbar in den Lichtfarben 3000 K und 4000 K; CRI ≥ 90; min. 80 % des Lichtstromes nach 50 000 h Lebensdauer hochwertiger Aluminiumreflektor mit sphärischer Facettenoptik; hochglänzend eloxiert; präzise Abstrahlcharakteristik mit drei verschiedenen Ausstrahlwinkeln; werkzeuglos einsetz- bzw. austauschbar; Schutzart IP 20; SK II; optional DALI-dimmbar

EN Round recessed spotlight in die-cast aluminium; optionally with recessed lighting level; installation without tools in mounting set with ball catch system; 360° rotatable and 35° tiltable; surface white, silver-grey or black powder coated; installation possible in different housings; optical attachments available as accessories; passive cooling of LEDs with optimised heat sink geometry; COB (Chip on Board) technology for maximum efficiency; no multiple shadows; energy-efficient LEDs with very good colour rendering; binning initial ≤ 3 MacAdam; available in the light colours 3000 K and 4000 K; CRI ≥ 90; min. 80 % of the luminous flux after 50 000 hours; high quality aluminium reflector with spherical facet finish; high gloss anodised; precise radiation characteristic with three different beam angles; installed and exchanged without tools; degree of protection IP 20; PC II; optional DALI dimmable

Features



exchangeable light engine



installation possible in square mounting set

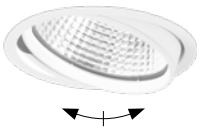

rotation adjustment 360°, tilt adjustm. 35°



skimmed into plasterboard ceiling (trimless)

Standard configuration

MOUNTING TYPE

flush	1
offset	2

COLOUR TEMPERATURE

3000 K	5

CONTROL

non DIM	1

MATERIAL COLOUR

white	7

7

REFLECTOR

flood 41°	F

Extended configuration

COLOUR TEMPERATURE

4000 K	6

CONTROL

DIM DALI	3

MATERIAL COLOUR

silver-grey	G
black	8

G 8

+5 % surcharges

REFLECTOR

spot 14°	S
medium 25°	M

Options on request

SPECIAL COLOUR

vogue	CRI ≥ 90
gallery	CRI 98
gourmet	CRI ≥ 80
fresh meat & fish	CRI ≥ 80
pastry	CRI ≥ 80
brilliant white	CRI ≥ 90

REFLECTOR

wide flood 58°



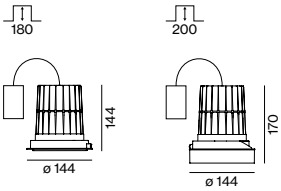

flush offset 29 mm

SASSO 150 flush / offset

360° 35° | CRI >90 | DALI 1 ADDR. | 220-240 V | IP20 | CB

SYSTEM POWER	COLOUR TEMP.	LUMINOUS FLUX	ORDER CODE
28 W	3000 K	2670 lm	048-250 0
	4000 K	2860 lm	
44 W	3000 K	3590 lm	048-250 1
	4000 K	3850 lm	
52 W	3000 K	4270 lm	048-250 2
	4000 K	4580 lm	

LIGHT DISTRIBUTION for 52 W, 3000 K

spot 14°

h (m)	E (lx)	ø (m)
1	38175	ø0,24
2	9543	ø0,49
3	4241	ø0,73
4	2385	ø0,97
5	1527	ø1,21

medium 25°

h (m)	E (lx)	ø (m)
1	17350	ø0,44
2	4337	ø0,87
3	1927	ø1,31
4	1084	ø1,75
5	694	ø2,18

flood 41°

h (m)	E (lx)	ø (m)
1	7656	ø0,74
2	1914	ø1,48
3	850	ø2,22
4	478	ø2,96
5	306	ø3,70

Mounting accessories

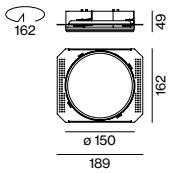

TRIMLESS MOUNTING SET

for installation in plasterboard ceilings 12/15/25 mm

TYPE	ORDER CODE
flush	052-192162 7
offset	052-193162 7

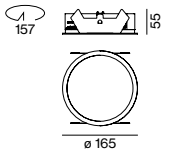

ROUND MOUNTING SET WITH TRIM

for intermediate ceilings 2–25 mm

TYPE	ORDER CODE
flush	052-192262
offset white	052-193262 7
offset black	052-193262 8

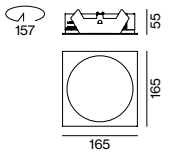

SQUARE MOUNTING SET WITH TRIM

for intermediate ceilings 2–25 mm

TYPE	ORDER CODE
flush	052-194261
offset white	052-195261 7
offset black	052-195261 8



CONCRETE MOUNTING HOUSING

for 28 W

TYPE	L·W·H (mm)	ORDER CODE
exposed concrete ceilings*	295·295·210	060-001 50
primed concrete ceilings	ø310·210	052-191661 0

*only for flush mounting

Optical accessories



TYPE	ORDER CODE
honeycomb louver	048-229131
linear prismatic lens	048-229231
snoot	048-229111
snoot with honeycomb louver	048-229121

use only 1 optical accessory

Inspiration

Humanic Store
Liezen, Austria

PRODUCT
SASSO 150 offset trimless

ARCHITECT
KrizH
Vienna, Austria




LONDON



KARO 80
trim / trimless

xal.com/karo



Quickinfo

GENERAL
recessed (with trim / trimless)
IP 20

LED
COB LED module
up to 84 lm/W
2700 K, 3000 K, 4000 K, CWD
CRI ≥ 90
Binning initial ≤ 3 MacAdam

ESTIMATED LED LIFETIME
L80 / 50 000 h

OPTICAL
direct illumination
beam angle 6°, 27°, 37°
optical accessories

ELECTRICAL
non DIM, DIM DALI

PHYSICAL
aluminium
powder-coated

Description

DE Ein- bzw. zweiflammiges Einbaugehäuse, optional mit umlaufendem Rand; Einsatz: rundes Strahlerelement aus Aluminiumdruckguss; werkzeuglose Montage im Montageset durch Kugelschnappsystem; 360° dreh- und 35° schwenkbar; Oberfläche weiß oder schwarz pulverbeschichtet; Einbau in unterschiedlichen Gehäusen möglich; optische Aufsätze sind als Zubehör erhältlich; passive Kühlung der LEDs durch optimierte Kühlkörpergeometrie; COB (Chip on Board) Technologie für höchste Effizienz; keine Bildung von Mehrfachschatten; energieeffiziente LEDs mit sehr guter Farbwiedergabe; Binning initial ≤ 3 MacAdam; lieferbar in den Lichtfarben 2700 K, 3000 K und 4000 K; optional mit CWD (Colour Warm Dimming); CRI ≥ 90; min. 80 % des Lichtstromes nach 50 000 h Lebensdauer hochwertiger Reflektor mit sphärischer Facettenoptik; präzise Abstrahlcharakteristik mit drei verschiedenen Ausstrahlwinkeln; werkzeuglos einsetz- bzw. austauschbar; Schutzart IP 20; SK II; optional DALI-dimmbar

EN Single or double lamp recessed housing, optionally with trim; insert: round spotlight element in die-cast aluminium; installation without tools in mounting set with ball catch system; 360° rotatable and 35° tiltable; surface powder coated in white or black; installation possible in different housings; optical attachments available as accessories; passive cooling of LEDs with optimised heat sink geometry; COB (Chip on Board) technology for maximum efficiency; no multiple shadows; energy-efficient LEDs with very good colour rendering; binning initial ≤ 3 MacAdam; available in the light colours 2700 K, 3000 K and 4000 K; optional with CWD (Colour Warm Dimming); CRI ≥ 90; min. 80 % of the luminous flux after 50 000 hours; high quality reflector with spherical facet finish; precise radiation characteristic with three different beam angles; installed and exchanged without tools; degree of protection IP 20; PC II; optional DALI dimmable

Features



exchangeable light engine



patented ball catch system

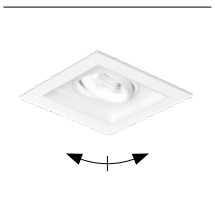

rotation adjustment 360°, tilt adjustm. 35°



skimmed into plasterboard ceiling (trimless)

Standard configuration

COLOUR TEMPERATURE
3000 K — 5

CONTROL
non DIM — 1

MATERIAL COLOUR
white — 7

7

REFLECTOR
flood 37° — F

Extended configuration

COLOUR TEMPERATURE
2700 K — 4
4000 K — 6

CONTROL
DIM DALI — 3

MATERIAL COLOUR
black — 8

8

+5 % surcharges

REFLECTOR
medium 27° — M

LENS
super spot 6° (only 8 W non DIM) — V

Options on request

CONTROL
phase-cut DIM

MOUNTING ACCESSORIES
concrete mounting housing



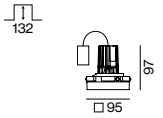

KARO 80 1 lamp

SYS. POWER	COLOUR TEMP.	LUMINOUS FLUX	ORDER CODE
8 W	2700 K	630 lm	048-43101 :: 1 ◪ ▲
	3000 K	660 lm	
	4000 K	700 lm	
10 W CWD	1800–3000 K (CRI ≥ 95)	500 lm	048-431003 ◪ M
12 W	2700 K	950 lm	048-4312 :: ◆ ◪ ▲
	3000 K	980 lm	
	4000 K	1050 lm	



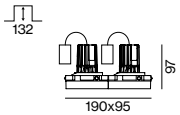

KARO 80 2 lamps

SYS. POWER	COLOUR TEMP.	LUMINOUS FLUX	ORDER CODE
2×8 W	2700 K	2×630 lm	048-43201 :: 1 ◪ ▲
	3000 K	2×660 lm	
	4000 K	2×700 lm	
2×10 W CWD	1800–3000 K (CRI ≥ 95)	2×500 lm	048-432003 ◪ M
2×12 W	2700 K	2×950 lm	048-4322 :: ◆ ◪ ▲
	3000 K	2×980 lm	
	4000 K	2×1050 lm	

LIGHT DISTRIBUTION for 12 W, 3000 K (1 lamp)

super spot 6° (8 W)

h (m)	E (lx)	ø (m)
1	21750	ø0,11
2	5437	ø0,21
3	2416	ø0,32
4	1359	ø0,43
5	870	ø0,53

medium 27°

h (m)	E (lx)	ø (m)
1	2534	ø0,48
2	633	ø0,96
3	281	ø1,44
4	158	ø1,92
5	101	ø2,40

flood 37°

h (m)	E (lx)	ø (m)
1	1826	ø0,68
2	456	ø1,36
3	202	ø2,03
4	114	ø2,71
5	73	ø3,39

Mounting accessories

TRIMLESS MOUNTING SET

for installation in plasterboard ceilings 5-25 mm

TYPE	L·W·H (mm)	ORDER CODE
1 lamp	108·108·39	048-40911116
2 lamps	203·108·39	048-40921116

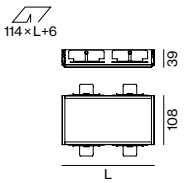

MOUNTING SET WITH TRIM

for installation in plasterboard ceilings 5-25 mm

TYPE	L·W·H (mm)	ORDER CODE
1 lamp white	126·126·58	048-40912117
1 lamp black	126·126·58	048-40912118
2 lamps white	221·126·58	048-40922117
2 lamps black	221·126·58	048-40922118

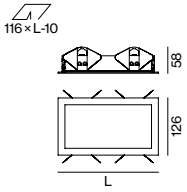

Optical accessories

TYPE	ORDER CODE
honeycomb louver	048-20913 1 ◪
linear prismatic lens	048-20923 1 ◪
snoot	048-20911 1 ◪
snoot with honeycomb louver	048-20912 1 ◪

use only 1 optical accessory

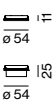

Inspiration

Private Residence
Sydney, Australia

ARCHITECT
Tzannes and Associates
Sydney, Australia

PRODUCT
KARO 80 trimless







KARO 100
trim / trimless

xal.com/karo



Quickinfo

GENERAL
recessed (with trim / trimless)
IP 20

LED
COB LED module
up to 93 lm/W
2700 K, 3000 K, 4000 K, CWD
CRI ≥ 90
Binning initial ≤ 3 MacAdam

ESTIMATED LED LIFETIME
L80 / 50 000 h

OPTICAL
direct illumination
beam angle 18°, 24°, 36°
optical accessories

ELECTRICAL
non DIM, DIM DALI

PHYSICAL
aluminium
powder-coated

Description

DE Ein- bzw. zweiflammiges Einbaugehäuse, optional mit umlaufendem Rand; Einsatz: rundes Strahlerelement aus Aluminiumdruckguss; werkzeuglose Montage im Montageset durch Kugelschnappsystem; 360° dreh- und 35° schwenkbar; Oberfläche weiß oder schwarz pulverbeschichtet; Einbau in unterschiedlichen Gehäusen möglich; optische Aufsätze sind als Zubehör erhältlich; passive Kühlung der LEDs durch optimierte Kühlkörpergeometrie; COB (Chip on Board) Technologie für höchste Effizienz; keine Bildung von Mehrfachschatten; energieeffiziente LEDs mit sehr guter Farbwiedergabe; Binning initial ≤ 3 MacAdam; lieferbar in den Lichtfarben 2700 K, 3000 K und 4000 K; optional mit CWD (Colour Warm Dimming); CRI ≥ 90; min. 80 % des Lichtstromes nach 50 000 h Lebensdauer hochwertiger Reflektor mit sphärischer Facettenoptik; präzise Abstrahlcharakteristik mit drei verschiedenen Ausstrahlwinkeln; werkzeuglos einsetz- bzw. austauschbar; Schutzart IP 20; SK II; optional DALI-dimmbar

EN Single or double lamp recessed housing, optionally with trim; insert: round spotlight element in die-cast aluminium; installation without tools in mounting set with ball catch system; 360° rotatable and 35° tiltable; surface powder coated in white or black; installation possible in different housings; optical attachments available as accessories; passive cooling of LEDs with optimised heat sink geometry; COB (Chip on Board) technology for maximum efficiency; no multiple shadows; energy-efficient LEDs with very good colour rendering; binning initial ≤ 3 MacAdam; available in the light colours 2700 K, 3000 K and 4000 K; optional with CWD (Colour Warm Dimming); CRI ≥ 90; min. 80 % of the luminous flux after 50 000 hours; high quality reflector with spherical facet finish; precise radiation characteristic with three different beam angles; installed and exchanged without tools; degree of protection IP 20; PC II; optional DALI dimmable

Features



exchangeable light engine



patented ball catch system

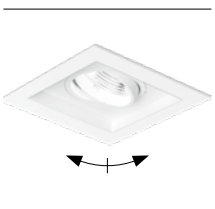

rotation adjustment 360°, tilt adjustm. 35°



skimmed into plasterboard ceiling (trimless)

Standard configuration

COLOUR TEMPERATURE
3000 K — 5

CONTROL
non DIM — 1

MATERIAL COLOUR
white — 7

7

REFLECTOR
flood 36° — F

Extended configuration

COLOUR TEMPERATURE
2700 K — 4
4000 K — 6

CONTROL
DIM DALI — 3

MATERIAL COLOUR
black — 8

8

+5 % surcharges

REFLECTOR
spot 18° (only for non CWD) — S
medium 24° — M

Options on request

CONTROL
phase-cut DIM

MOUNTING ACCESSORIES
concrete mounting housing



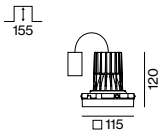

KARO 100 1 lamp

SYS. POWER	COLOUR TEMP.	LUMINOUS FLUX	ORDER CODE
15 W	2700 K	1360 lm	048-44103
	3000 K	1410 lm	
	4000 K	1510 lm	
15 W CWD	1800–3000 K (CRI ≥ 95)	1030 lm	048-441103F
27 W	2700 K	2140 lm	048-44123
	3000 K	2220 lm	
	4000 K	2370 lm	



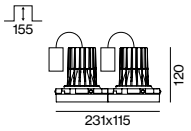

KARO 100 2 lamps

SYSTEM POWER	COLOUR TEMP.	LUMINOUS FLUX	ORDER CODE
2 × 15 W	2700 K	2 × 1360 lm	048-44203
	3000 K	2 × 1410 lm	
	4000 K	2 × 1510 lm	
2 × 15 W CWD	1800–3000 K	2 × 1030 lm	048-442103F
2 × 27 W	2700 K	2 × 2140 lm	048-44223
	3000 K	2 × 2220 lm	
	4000 K	2 × 2370 lm	

LIGHT DISTRIBUTION for 27 W, 3000 K (1 lamp)

spot 18°

h (m)	E (lx)	ø (m)
1	14162	ø0,31
2	3540	ø0,62
3	1573	ø0,93
4	885	ø1,24
5	566	ø1,55

medium 24°

h (m)	E (lx)	ø (m)
1	9171	ø0,42
2	2292	ø0,84
3	1019	ø1,27
4	573	ø1,69
5	366	ø2,11

flood 36°

h (m)	E (lx)	ø (m)
1	5376	ø0,65
2	1344	ø1,31
3	597	ø1,96
4	336	ø2,61
5	215	ø3,27

Mounting accessories

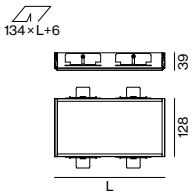

TRIMLESS MOUNTING SET
for installation in plasterboard ceilings 5-25 mm

TYPE	L·W·H (mm)	ORDER CODE
1 lamp	128·128·39	048-41911116
2 lamps	243·128·39	048-41921116

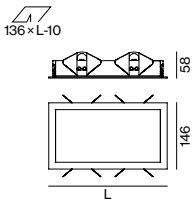

MOUNTING SET WITH TRIM
for installation in plasterboard ceilings 5-25 mm

TYPE	L·W·H (mm)	ORDER CODE
1 lamp white	146·146·58	048-41912117
1 lamp black	146·146·58	048-41912118
2 lamps white	261·146·58	048-41922117
2 lamps black	261·146·58	048-41922118

Optical accessories

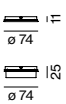

TYPE	ORDER CODE
honeycomb louver	048-21913 1
linear prismatic lens	048-21923 1
snoot	048-21911 1
snoot with honeycomb louver	048-21912 1

use only 1 optical accessory

Inspiration

Weber Store
Berlin, Germany

ARCHITECT
Gruschwitz GmbH Design & Realisierung
Munich, Germany

PRODUCT
KARO 100 trim




THE BEGINNING
OF A NEW
GRILL ERA


ZUBEHÖR
SERVICEPOINT
HISTORY LOUNGE

Inspiration

Dallmayr Academy
Munich, Germany

ARCHITECT
Arnold / Werner
Munich, Germany

PRODUCT
KARO 100 trimless




Dallmayr

KARO 150
trim / trimless

xal.com/karo



Quickinfo

GENERAL

recessed (with trim / trimless)
IP 20

LED

COB LED module
up to 101 lm/W
3000 K, 4000
CRI ≥ 90
Binning initial ≤ 3 MacAdam

ESTIMATED LED LIFETIME

L80 / 50 000 h

OPTICAL

direct illumination
beam angle 14°, 25°, 41°
optical accessories

ELECTRICAL

non DIM, DIM DALI

PHYSICAL

aluminium
powder-coated

Description

DE Ein- bzw. zweiflammiges Einbaugehäuse, optional mit umlaufendem Rand; Einsatz: rundes Strahlerelement aus Aluminiumdruckguss; werkzeuglose Montage im Montageset durch Kugelschnappsystem; 360° dreh- und 35° schwenkbar; Oberfläche weiß oder schwarz pulverbeschichtet; Einbau in unterschiedlichen Gehäusen möglich; optische Aufsätze sind als Zubehör erhältlich; passive Kühlung der LEDs durch optimierte Kühlkörpergeometrie; COB (Chip on Board) Technologie für höchste Effizienz; keine Bildung von Mehrfachschatten; energieeffiziente LEDs mit sehr guter Farbwiedergabe; Binning initial ≤ 3 MacAdam; lieferbar in den Lichtfarben 3000 K und 4000 K; CRI ≥ 90; min. 80 % des Lichtstromes nach 50 000 h Lebensdauer hochwertiger Aluminiumreflektor mit sphärischer Facettenoptik; hochglänzend eloxiert; präzise Abstrahlcharakteristik mit drei verschiedenen Ausstrahlwinkeln; werkzeuglos einsetz- bzw. austauschbar; Schutzart IP 20; SK II; optional DALI-dimmbar

EN Single or double lamp recessed housing, optionally with trim; insert: round spotlight element in die-cast aluminium; installation without tools in mounting set with ball catch system; 360° rotatable and 35° tiltable; surface powder coated in white or black; installation possible in different housings; optical attachments available as accessories; passive cooling of LEDs with optimised heat sink geometry; COB (Chip on Board) technology for maximum efficiency; no multiple shadows; energy-efficient LEDs with very good colour rendering; binning initial ≤ 3 MacAdam; available in the light colours 3000 K and 4000 K; CRI ≥ 90; min. 80 % of the luminous flux after 50 000 hours; high quality aluminium reflector with spherical facet finish; high gloss anodised; precise radiation characteristic with three different beam angles; installed and exchanged without tools; degree of protection IP 20; PC II; optional DALI dimmable

Features



exchangeable light engine



patented ball catch system

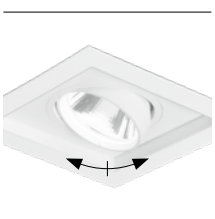

rotation adjustment 360°, tilt adjustm. 35°



skimmed into plasterboard ceiling (trimless)

Standard configuration

COLOUR RENDERING INDEX
CRI ≥ 90

COLOUR TEMPERATURE
3000 K — 5

CONTROL
non DIM — 1

MATERIAL COLOUR
white — 7

7

REFLECTOR
flood 41° — F

Extended configuration

COLOUR TEMPERATURE
4000 K — 6

CONTROL
DIM DALI — 3

MATERIAL COLOUR
black — 8

8

+5 % surcharges

REFLECTOR
spot 14° — S
medium 25° — M

Options on request

SPECIAL COLOUR

vogue	CRI ≥ 90
gallery	CRI 98
gourmet	CRI ≥ 80
fresh meat & fish	CRI ≥ 80
pastry	CRI ≥ 80
brilliant white	CRI ≥ 90

REFLECTOR
wide flood 58°



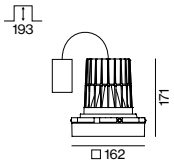

KARO 150 1 lamp

360° / 35° | CRI >90 | DALI 1 ADDR. | 220-240 V | IP20

SYSTEM POWER	COLOUR TEMP.	LUMINOUS FLUX	ORDER CODE
28 W	3000 K	2670 lm	0 4 8 - 4 5 1 0
	4000 K	2860 lm	
44 W	3000 K	3590 lm	0 4 8 - 4 5 1 1
	4000 K	3850 lm	
52 W	3000 K	4270 lm	0 4 8 - 4 5 1 2
	4000 K	4580 lm	



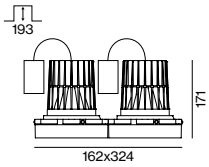

KARO 150 2 lamps

360° / 35° | CRI >90 | DALI 1 ADDR. | 220-240 V | IP20

SYSTEM POWER	COLOUR TEMP.	LUMINOUS FLUX	ORDER CODE
2 × 28 W	3000 K	2 × 2670 lm	0 4 8 - 4 5 2 0
	4000 K	2 × 2860 lm	
2 × 44 W	3000 K	2 × 3590 lm	0 4 8 - 4 5 2 1
	4000 K	2 × 3850 lm	
2 × 52 W	3000 K	2 × 4270 lm	0 4 8 - 4 5 2 2
	4000 K	2 × 4580 lm	

LIGHT DISTRIBUTION for 52 W, 3000 K (1 lamp)

spot 14°			medium 25°			flood 41°		
h (m)	E (lx)	ø (m)	h (m)	E (lx)	ø (m)	h (m)	E (lx)	ø (m)
1	38175	ø0,24	1	17350	ø0,44	1	7656	ø0,74
2	9543	ø0,49	2	4337	ø0,87	2	1914	ø1,48
3	4241	ø0,73	3	1927	ø1,31	3	850	ø2,22
4	2385	ø0,97	4	1084	ø1,75	4	478	ø2,96
5	1527	ø1,21	5	694	ø2,18	5	306	ø3,70

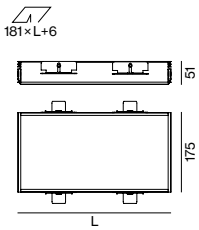

Mounting accessories

TRIMLESS MOUNTING SET
for installation in plasterboard ceilings 5-25 mm

TYPE	L·W·H (mm)	ORDER CODE
1 lamp	175·175·51	0 4 8 - 4 2 9 1 1 1 6
2 lamps	337·175·51	0 4 8 - 4 2 9 2 1 1 6

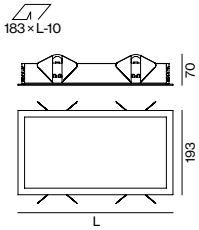

MOUNTING SET WITH TRIM
for installation in plasterboard ceilings 5-25 mm

TYPE	L·W·H (mm)	ORDER CODE
1 lamp white	193·193·70	0 4 8 - 4 2 9 1 2 1 7
1 lamp black	193·193·70	0 4 8 - 4 2 9 1 2 1 8
2 lamps white	355·193·70	0 4 8 - 4 2 9 2 2 1 7
2 lamps black	355·193·70	0 4 8 - 4 2 9 2 2 1 8

Optical accessories



TYPE	ORDER CODE
honeycomb louver	0 4 8 - 2 2 9 1 3 1
linear prismatic lens	0 4 8 - 2 2 9 2 3 1
snoot	0 4 8 - 2 2 9 1 1 1
snoot with honeycomb louver	0 4 8 - 2 2 9 1 2 1

use only 1 optical accessory

Inspiration

Fashion Outlet
Oelde, Germany

PRODUCT
KARO 150 trimless
TIMO 80 free

ARCHITECT
drewes+strenge architekten bda
Bielefeld, Germany

LIGHTING DESIGN
drewes+strenge architekten bda
Bielefeld, Germany









INVISIBLE 80
round
trimless

xal.com/invisible



Quickinfo

GENERAL

recessed
IP 20
plasterboard ceilings only

LED

COB LED module
up to 86 lm/W
2700 K, 3000 K, 4000 K, CWD
CRI ≥ 90
Binning initial ≤ 3 MacAdam

ESTIMATED LED LIFETIME

L80 / 50 000 h

OPTICAL

direct illumination
beam angle 6°, 27°, 37°
optical accessories

ELECTRICAL

non DIM, DIM DALI

PHYSICAL

gypsum housing
aluminium inset
powder-coated

Description

DE Einbaugehäuse aus Gips (überstreichbar); für randlosen Einbau in Gipskartondecken; runde Innenkontur; geeignet für Deckenstärken von 10-25 mm; ruhiges Deckenbild durch zurückversetzte Leuchtenebene; ein oder zwei Strahler (SASSO) werkzeuglos einsetzbar durch Kugelschnappsystem; 360° dreh- und 35° schwenkbar; Oberfläche weiß, silbergrau oder schwarz pulverbeschichtet; optische Aufsätze sind als Zubehör erhältlich; passive Kühlung der LEDs durch optimierte Kühlkörpergeometrie; COB (Chip on Board) Technologie für höchste Effizienz; keine Bildung von Mehrfachschatten; energieeffiziente LEDs mit sehr guter Farbwiedergabe; Binning initial ≤ 3 MacAdam; lieferbar in den Lichtfarben 2700 K, 3000 K und 4000 K; optional mit CWD (Colour Warm Dimming); CRI ≥ 90; min. 80 % des Lichtstromes nach 50 000 h Lebensdauer hochwertiger Reflektor mit sphärischer Facettenoptik; präzise Abstrahlcharakteristik mit drei verschiedenen Ausstrahlwinkeln; werkzeuglos einsetz- bzw. austauschbar; Schutzart IP 20; SK II; optional DALI-dimmbar

EN Recessed housing made of plaster (paintable); for trimless installation in plasterboard ceilings; round inner contour; suitable for ceiling thickness of 10-25 mm; uncluttered ceiling look through recessed lighting level; one or two spotlights (SASSO), installation with ball catch system, without tools; 360° rotatable and 35° tiltable; surface white, silver-grey or black powder coated; optical attachments available as accessories; passive cooling of LEDs with optimised heat sink geometry; COB (Chip on Board) technology for maximum efficiency; no multiple shadows; energy-efficient LEDs with very good colour rendering; binning initial ≤ 3 MacAdam; available in the light colours 2700 K, 3000 K and 4000 K; optional with CWD (Colour Warm Dimming); CRI ≥ 90; min. 80 % of the luminous flux after 50 000 hours; high quality reflector with spherical facet finish; precise radiation characteristic with two different beam angles; installed and exchanged without tools; degree of protection IP 20; PC II; optional DALI dimmable

Features



exchangeable light engine



patented ball catch system



skimmed into plasterboard ceiling (trimless)

Standard configuration

COLOUR TEMPERATURE

3000 K	5

CONTROL

non DIM	1

MATERIAL COLOUR

white	7

7

REFLECTOR

flood 37°	F

Extended configuration

COLOUR TEMPERATURE

2700 K	4
4000 K	6

CONTROL

DIM DALI	3

MATERIAL COLOUR

silver-grey	G
black	8

G 8

+5 % surcharges

REFLECTOR

medium 27°	M

LENS

super spot 6° (only 8 W non DIM)	V

Options on request

CONTROL

phase-cut DIM



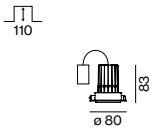



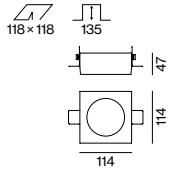

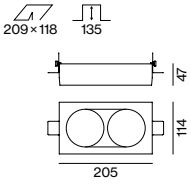

INSET SASSO 80 flush

SYS. POWER	COLOUR TEMP.	LUMINOUS FLUX	ORDER CODE
8 W	2700 K	630 lm	048-23101
	3000 K	660 lm	
	4000 K	700 lm	
10 W CWD	1800–3000 K (CRI ≥ 95)	500 lm	048-231003 M
12 W	2700 K	950 lm	048-23121
	3000 K	980 lm	
	4000 K	1050 lm	

LIGHT DISTRIBUTION for 12 W, 3000 K

super spot 6° (8 W)

h (m)	E (lx)	ø (m)
1	21750	ø0,11
2	5437	ø0,21
3	2416	ø0,32
4	1359	ø0,43
5	870	ø0,53

medium 27°

h (m)	E (lx)	ø (m)
1	2534	ø0,48
2	633	ø0,96
3	281	ø1,44
4	158	ø1,92
5	101	ø2,40

flood 37°

h (m)	E (lx)	ø (m)
1	1826	ø0,68
2	456	ø1,36
3	202	ø2,03
4	114	ø2,71
5	73	ø3,39

Optical accessories

TYPE	ORDER CODE
honeycomb louver	048-209131
linear prismatic lens	048-209231
snoot	048-209111
snoot with honeycomb louver	048-209121

use only 1 optical accessory

Mounting accessories

INVISIBLE 80 round

TRIMLESS MOUNTING HOUSING 80 1 LAMP
for installation in plasterboard ceilings 10–25 mm

TYPE	ORDER CODE
1 lamp	060-02617

TRIMLESS MOUNTING HOUSING 80 2 LAMPS
for installation in plasterboard ceilings 10–25 mm

TYPE	ORDER CODE
2 lamps	060-02627

Inspiration

Spreedreieck
Berlin, Germany

ARCHITECT
Ankett + Heese
Berlin, Germany

PRODUCT
INVISIBLE 80 round trimless







INVISIBLE 100
round
trimless

xal.com/invisible



Quickinfo

GENERAL

recessed
IP 20
plasterboard ceilings only

LED

COB LED module
up to 100 lm/W
2700 K, 3000 K, 4000 K, CWD
CRI ≥ 90
Binning initial ≤ 3 MacAdam

ESTIMATED LED LIFETIME

L80 / 50 000 h

OPTICAL

direct illumination
beam angle 18, 24°, 36°
optical accessories

ELECTRICAL

non DIM, DIM DALI

PHYSICAL

gypsum housing
aluminium inset
powder-coated

Description

DE Einbaugehäuse aus Gips (überstreichbar); für randlosen Einbau in Gipskartondecken; runde Innenkontur; geeignet für Deckenstärken von 10-25 mm; ruhiges Deckenbild durch zurückversetzte Leuchtenebene; ein oder zwei Strahler (SASSO) werkzeuglos einsetzbar durch Kugelschnappsystem; 360° dreh- und 35° schwenkbar; Oberfläche weiß, silbergrau oder schwarz pulverbeschichtet; optische Aufsätze sind als Zubehör erhältlich; passive Kühlung der LEDs durch optimierte Kühlkörpergeometrie; COB (Chip on Board) Technologie für höchste Effizienz; keine Bildung von Mehrfachschatten; energieeffiziente LEDs mit sehr guter Farbwiedergabe; Binning initial ≤ 3 MacAdam; lieferbar in den Lichtfarben 2700 K, 3000 K und 4000 K; optional mit CWD (Colour Warm Dimming); CRI ≥ 90; min. 80 % des Lichtstromes nach 50 000 h Lebensdauer hochwertiger Reflektor mit sphärischer Facettenoptik; präzise Abstrahlcharakteristik mit drei verschiedenen Ausstrahlwinkeln; werkzeuglos einsetz- bzw. austauschbar; Schutzart IP 20; SK II; optional DALI-dimmbar

EN Recessed housing made of plaster (paintable); for trimless installation in plasterboard ceilings; round inner contour; suitable for ceiling thickness of 10-25 mm; uncluttered ceiling look through recessed lighting level; one or two spotlights (SASSO), installation with ball catch system, without tools; 360° rotatable and 35° tiltable; surface white, silver-grey or black powder coated; optical attachments available as accessories; passive cooling of LEDs with optimised heat sink geometry; COB (Chip on Board) technology for maximum efficiency; no multiple shadows; energy-efficient LEDs with very good colour rendering; binning initial ≤ 3 MacAdam; available in the light colours 2700 K, 3000 K and 4000 K; optional with CWD (Colour Warm Dimming); CRI ≥ 90; min. 80 % of the luminous flux after 50 000 hours; high quality reflector with spherical facet finish; precise radiation characteristic with three different beam angles; installed and exchanged without tools; degree of protection IP 20; PC II; optional DALI dimmable

Features



exchangeable light engine



patented ball catch system



skimmed into plasterboard ceiling (trimless)

Standard configuration

COLOUR TEMPERATURE

3000 K	5

CONTROL

non DIM	1

MATERIAL COLOUR

white	7

7

REFLECTOR

flood 36°	F

Extended configuration

COLOUR TEMPERATURE

2700 K	4
4000 K	6

CONTROL

DIM DALI	3

MATERIAL COLOUR

silver-grey	G
black	8

G 8

+5 % surcharges

REFLECTOR

spot 18°	S
medium 24°	M

Options on request

CONTROL

phase-cut DIM

LENS

beam angle 14°, 24°



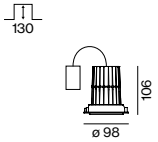

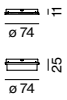

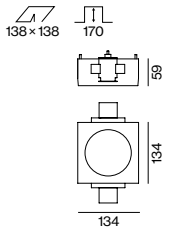

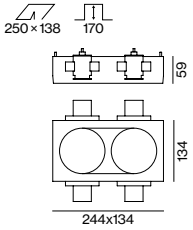

INSET SASSO 100 flush

SYS. POWER	COLOUR TEMP.	LUMINOUS FLUX	ORDER CODE
15 W	2700 K	1360 lm	048-24107
	3000 K	1410 lm	
	4000 K	1510 lm	
15 W CWD	1800–3000 K (CRI ≥ 95)	1030 lm	048-241103F
27 W	2700 K	2140 lm	048-24127
	3000 K	2220 lm	
	4000 K	2370 lm	

LIGHT DISTRIBUTION for 27 W, 3000 K

spot 18°

h (m)	E (lx)	ø (m)
1	14162	ø 0,31
2	3540	ø 0,62
3	1573	ø 0,93
4	885	ø 1,24
5	566	ø 1,55

medium 24°

h (m)	E (lx)	ø (m)
1	9171	ø 0,42
2	2292	ø 0,84
3	1019	ø 1,27
4	573	ø 1,69
5	366	ø 2,11

flood 36°

h (m)	E (lx)	ø (m)
1	5376	ø 0,65
2	1344	ø 1,31
3	597	ø 1,96
4	336	ø 2,61
5	215	ø 3,27

Optical accessories

TYPE	ORDER CODE
honeycomb louver	048-219131
linear prismatic lens	048-219231
snoot	048-219111
snoot with honeycomb louver	048-219121

use only 1 optical accessory

Mounting accessories

INVISIBLE 100 round

TRIMLESS MOUNTING HOUSING 100 1 LAMP
for installation in plasterboard ceilings 10–25 mm

TYPE	ORDER CODE
1 lamp	060-02517

TRIMLESS MOUNTING HOUSING 100 2 LAMPS
for installation in plasterboard ceilings 10–25 mm

TYPE	ORDER CODE
2 lamps	060-02527

Inspiration

Community Centre
Innertkirchen, Switzerland

ARCHITECT
Gschwind Architekten
Basel, Switzerland

PRODUCT
INVISIBLE 100 round trimless





INVISIBLE 80
asymmetric / square trimless

xal.com/invisible







Quickinfo

GENERAL

recessed
IP 20
plasterboard ceilings only

LED

COB LED module
up to 86 lm/W
2700 K, 3000 K, 4000 K, CWD
CRI ≥ 90
Binning initial ≤ 3 MacAdam

ESTIMATED LED LIFETIME

L80 / 50 000 h

OPTICAL

asymmetric illumination
beam angle 6°, 27°, 37°
optical accessories

ELECTRICAL

non DIM, DIM DALI

PHYSICAL

gypsum housing
aluminium inset
powder-coated

Description

DE Einbaugehäuse aus Gips (überstreichbar); für randlosen Einbau in Gipskartondecken; kantige Innenkontur mit asymmetrischer Abstrahlcharakteristik; geeignet für Deckenstärken von 10-25 mm; ruhiges Deckenbild durch zurückversetzte Leuchtenebene; ein Strahler (SASSO) werkzeuglos einsetzbar durch Kugelschnappsystem; 360° dreh- und 35° schwenkbar; Oberfläche weiß, silbergrau oder schwarz pulverbeschichtet; optische Aufsätze sind als Zubehör erhältlich; passive Kühlung der LEDs durch optimierte Kühlkörpergeometrie; COB (Chip on Board) Technologie für höchste Effizienz; keine Bildung von Mehrfachschatten; energieeffiziente LEDs mit sehr guter Farbwiedergabe; Binning initial ≤ 3 MacAdam; lieferbar in den Lichtfarben 2700 K, 3000 K und 4000 K; optional mit CWD (Colour Warm Dimming); CRI ≥ 90; min. 80 % des Lichtstromes nach 50 000 h Lebensdauer hochwertiger Reflektor mit sphärischer Facettenoptik; präzise Abstrahlcharakteristik mit drei verschiedenen Ausstrahlwinkeln; werkzeuglos einsetz- bzw. austauschbar; Schutzart IP 20; SK II; optional DALI-dimmbar

EN Recessed housing made of plaster (paintable); for trimless installation in plasterboard ceilings; angular inner contour with asymmetric radiation characteristic; suitable for ceiling thickness of 10-25 mm; uncluttered ceiling look through recessed lighting level; one spotlight (SASSO), installation with ball catch system, without tools; 360° rotatable and 35° tiltable; surface white, silver-grey or black powder coated; optical attachments available as accessories; passive cooling of LEDs with optimised heat sink geometry; COB (Chip on Board) technology for maximum efficiency; no multiple shadows; energy-efficient LEDs with very good colour rendering; binning initial ≤ 3 MacAdam; available in the light colours 2700 K, 3000 K and 4000 K; optional with CWD (Colour Warm Dimming); CRI ≥ 90; min. 80 % of the luminous flux after 50 000 hours; high quality reflector with spherical facet finish; precise radiation characteristic with three different beam angles; installed and exchanged without tools; degree of protection IP 20; PC II; optional DALI dimmable

Features



exchangeable light engine



patented ball catch system



skimmed into plasterboard ceiling (trimless)

Standard configuration

COLOUR TEMPERATURE
3000 K — 5

CONTROL
non DIM — 1

MATERIAL COLOUR
white — 7

7

REFLECTOR
flood 37° — F

Extended configuration

COLOUR TEMPERATURE
2700 K — 4
4000 K — 6

CONTROL
DIM DALI — 3

MATERIAL COLOUR
silver-grey — G
black — 8

G | 8

+5 % surcharges

REFLECTOR
medium 27° — M

LENS
super spot 6° (only 8 W non DIM) — V

Options on request

CONTROL
phase-cut DIM



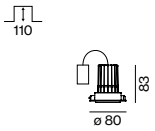

INSET SASSO 80 flush

SYS. POWER	COLOUR TEMP.	LUMINOUS FLUX	ORDER CODE
8 W	2700 K	630 lm	048-23103
	3000 K	660 lm	
	4000 K	700 lm	
10 W CWD	1800–3000 K (CRI ≥ 95)	500 lm	048-231003 M
12 W	2700 K	950 lm	048-23123
	3000 K	980 lm	
	4000 K	1050 lm	

LIGHT DISTRIBUTION for 12 W, 3000 K

super spot 6° (8 W)

h (m)	E (lx)	ø (m)
1	21750	ø0,11
2	5437	ø0,21
3	2416	ø0,32
4	1359	ø0,43
5	870	ø0,53

medium 27°

h (m)	E (lx)	ø (m)
1	2534	ø0,48
2	633	ø0,96
3	281	ø1,44
4	158	ø1,92
5	101	ø2,40

flood 37°

h (m)	E (lx)	ø (m)
1	1826	ø0,68
2	456	ø1,36
3	202	ø2,03
4	114	ø2,71
5	73	ø3,39

Optical accessories

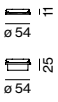

TYPE	ORDER CODE
honeycomb louver	048-209131
linear prismatic lens	048-209231
snoot	048-209111
snoot with honeycomb louver	048-209121

use only 1 optical accessory

Mounting accessories

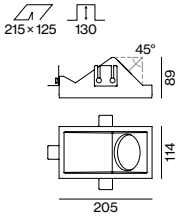

INVISIBLE 80 asymmetric

TRIMLESS MOUNTING HOUSING 80
for installation in plasterboard ceilings 10–25 mm

TYPE	ORDER CODE
1 lamp	060-02407

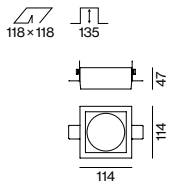

INVISIBLE 80 square

TRIMLESS MOUNTING HOUSING 80 1 LAMP
for installation in plasterboard ceilings 10–25 mm

TYPE	ORDER CODE
1 lamp	060-02017

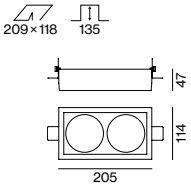

TRIMLESS MOUNTING HOUSING 80 2 LAMPS
for installation in plasterboard ceilings 10–25 mm

TYPE	ORDER CODE
2 lamps	060-02027

Inspiration

Private Residence
Palma de Mallorca, Spain

PRODUCT
INVISIBLE 80 asymmetric trimless
INVISIBLE 80 square trimless

ARCHITECT
Rambla 9
Palma de Mallorca, Spain

LIGHTING DESIGN
D-Mix
Palma de Mallorca, Spain







INVISIBLE 100
asymmetric / square trimless

xal.com/invisible







Quickinfo

GENERAL

recessed
IP 20
plasterboard ceilings only

LED

COB LED module
up to 100 lm/W
2700 K, 3000 K, 4000 K, CWD
CRI ≥ 90
Binning initial ≤ 3 MacAdam

ESTIMATED LED LIFETIME

L80 / 50 000 h

OPTICAL

asymmetric illumination
beam angle 18, 24°, 36°
optical accessories

ELECTRICAL

non DIM, DIM DALI

PHYSICAL

gypsum housing
aluminium inset
powder-coated

Description

DE Einbaugehäuse aus Gips (überstreichbar); für randlosen Einbau in Gipskartondecken; kantige Innenkontur mit asymmetrischer Abstrahlcharakteristik; geeignet für Deckenstärken von 10-25 mm; ruhiges Deckenbild durch zurückversetzte Leuchtenebene; ein Strahler (SASSO) werkzeuglos einsetzbar durch Kugelschnappsystem; 360° dreh- und 35° schwenkbar; Oberfläche weiß, silbergrau oder schwarz pulverbeschichtet; optische Aufsätze sind als Zubehör erhältlich; passive Kühlung der LEDs durch optimierte Kühlkörpergeometrie; COB (Chip on Board) Technologie für höchste Effizienz; keine Bildung von Mehrfachschatten; energieeffiziente LEDs mit sehr guter Farbwiedergabe; Binning initial ≤ 3 MacAdam; lieferbar in den Lichtfarben 2700 K, 3000 K und 4000 K; optional mit CWD (Colour Warm Dimming); CRI ≥ 90; min. 80 % des Lichtstromes nach 50 000 h Lebensdauer hochwertiger Reflektor mit sphärischer Facettenoptik; präzise Abstrahlcharakteristik mit drei verschiedenen Ausstrahlwinkeln; werkzeuglos einsetz- bzw. austauschbar; Schutzart IP 20; SK II; optional DALI-dimmbar

EN Recessed housing made of plaster (paintable); for trimless installation in plasterboard ceilings; angular inner contour with asymmetric radiation characteristic; suitable for ceiling thickness of 10-25 mm; uncluttered ceiling look through recessed lighting level; one spotlight (SASSO), installation with ball catch system, without tools; 360° rotatable and 35° tiltable; surface white, silver-grey or black powder coated; optical attachments available as accessories; passive cooling of LEDs with optimised heat sink geometry; COB (Chip on Board) technology for maximum efficiency; no multiple shadows; energy-efficient LEDs with very good colour rendering; binning initial ≤ 3 MacAdam; available in the light colours 2700 K, 3000 K and 4000 K; optional with CWD (Colour Warm Dimming); CRI ≥ 90; min. 80 % of the luminous flux after 50 000 hours; high quality reflector with spherical facet finish; precise radiation characteristic with three different beam angles; installed and exchanged without tools; degree of protection IP 20; PC II; optional DALI dimmable

Features



exchangeable light engine



patented ball catch system



skimmed into plasterboard ceiling (trimless)

Standard configuration

COLOUR TEMPERATURE

3000 K	5

CONTROL

non DIM	1

MATERIAL COLOUR

white	7

7

REFLECTOR

flood 36°	F

Extended configuration

COLOUR TEMPERATURE

2700 K	4
4000 K	6

CONTROL

DIM DALI	3

MATERIAL COLOUR

silver-grey	G
black	8

G 8

+5 % surcharges

REFLECTOR

spot 18°	S
medium 24°	M

Options on request

CONTROL

phase-cut DIM

LENS

beam angle 14°, 24°



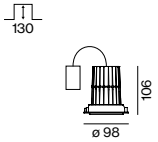

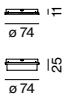

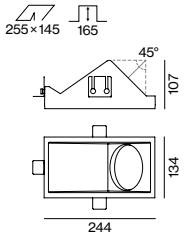

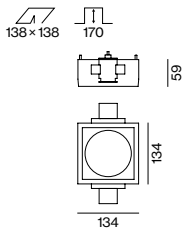

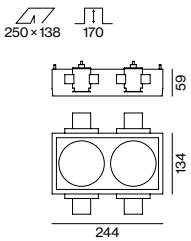

INSET SASSO 100 flush

SYS. POWER	COLOUR TEMP.	LUMINOUS FLUX	ORDER CODE
15 W	2700 K	1360 lm	048-24107
	3000 K	1410 lm	
	4000 K	1510 lm	
15 W CWD	1800–3000 K (CRI ≥ 95)	1030 lm	048-241103 F
27 W	2700 K	2140 lm	048-24127
	3000 K	2220 lm	
	4000 K	2370 lm	

LIGHT DISTRIBUTION for 27 W, 3000 K

spot 18°

h (m)	E (lx)	ø (m)
1	14162	ø 0,31
2	3540	ø 0,62
3	1573	ø 0,93
4	885	ø 1,24
5	566	ø 1,55

medium 24°

h (m)	E (lx)	ø (m)
1	9171	ø 0,42
2	2292	ø 0,84
3	1019	ø 1,27
4	573	ø 1,69
5	366	ø 2,11

flood 36°

h (m)	E (lx)	ø (m)
1	5376	ø 0,65
2	1344	ø 1,31
3	597	ø 1,96
4	336	ø 2,61
5	215	ø 3,27

Optical accessories

TYPE	ORDER CODE
honeycomb louver	048-219131
linear prismatic lens	048-219231
snoot	048-219111
snoot with honeycomb louver	048-219121

use only 1 optical accessory

Mounting accessories

INVISIBLE 100 asymmetric

TRIMLESS MOUNTING HOUSING 100
for installation in plasterboard ceilings 10–25 mm

TYPE	ORDER CODE
1 lamp	060-02417

INVISIBLE 100 square

TRIMLESS MOUNTING HOUSING 100 1 LAMP
for installation in plasterboard ceilings 10–25 mm

TYPE	ORDER CODE
1 lamp	060-02317

TRIMLESS MOUNTING HOUSING 100 2 LAMPS
for installation in plasterboard ceilings 10–25 mm

TYPE	ORDER CODE
2 lamps	060-02327

Inspiration

Doctor‘s Practice, Dr. Chaker
Geldern, Germany

PRODUCT
INVISIBLE 100 square trimless

ARCHITECT
Göke Praxiskonzepte
Düsseldorf, Germany

LIGHTING DESIGN
Göke Praxiskonzepte
Düsseldorf, Germany






mk
R CHIRURGISCHE ZAHN-,
KIEFERHEILKUNDE



INVISIBLE 80
retro
trimless

xal.com/invisible



Quickinfo

GENERAL

recessed
IP 20
plasterboard ceilings only

LED

COB LED module
up to 86 lm/W
2700 K, 3000 K, CWD
CRI ≥ 90
Binning initial ≤ 3 MacAdam

ESTIMATED LED LIFETIME

L80 / 50 000 h

OPTICAL

direct illumination
beam angle 6°, 27°, 37°
optical accessories

ELECTRICAL

non DIM, DIM DALI

PHYSICAL

gypsum housing
aluminium inset
powder-coated

Description

DE Einbaugehäuse aus Gips (überstreichbar); für randlosen Einbau in Gipskartondecken; abgerundete Innenkontur; geeignet für Deckenstärken von 10-25 mm; ruhiges Deckenbild durch zurückversetzte Leuchtenebene; ein oder zwei Strahler (SASSO) werkzeuglos einsetzbar durch Kugelschnappsystem; 360° dreh- und 35° schwenkbar; Oberfläche weiß, silbergrau oder schwarz pulverbeschichtet; optische Aufsätze sind als Zubehör erhältlich; passive Kühlung der LEDs durch optimierte Kühlkörpergeometrie; COB (Chip on Board) Technologie für höchste Effizienz; keine Bildung von Mehrfachschatten; energieeffiziente LEDs mit sehr guter Farbwiedergabe; Binning initial ≤ 3 MacAdam; lieferbar in den Lichtfarben 2700 K, 3000 K und 4000 K; optional mit CWD (Colour Warm Dimming); CRI ≥ 90; min. 80 % des Lichtstromes nach 50 000 h Lebensdauer hochwertiger Reflektor mit sphärischer Facettenoptik; präzise Abstrahlcharakteristik mit drei verschiedenen Ausstrahlwinkeln; werkzeuglos einsetz- bzw. austauschbar; Schutzart IP 20; SK II; optional DALI-dimmbar

EN Recessed housing made of plaster (paintable); for trimless installation in plasterboard ceilings; rounded internal contour; suitable for ceiling thickness of 10-25 mm; uncluttered ceiling look through recessed lighting level; one or two spotlights (SASSO), installation with ball catch system, without tools; 360° rotatable and 35° tiltable; surface white, silver-grey or black powder coated; optical attachments available as accessories; passive cooling of LEDs with optimised heat sink geometry; COB (Chip on Board) technology for maximum efficiency; no multiple shadows; energy-efficient LEDs with very good colour rendering; binning initial ≤ 3 MacAdam; available in the light colours 2700 K, 3000 K and 4000 K; optional with CWD (Colour Warm Dimming); CRI ≥ 90; min. 80 % of the luminous flux after 50 000 hours; high quality reflector with spherical facet finish; precise radiation characteristic with three different beam angles; installed and exchanged without tools; degree of protection IP 20; PC II; optional DALI dimmable

Features



exchangeable light engine



patented ball catch system



skimmed into plasterboard ceiling (trimless)

Standard configuration

COLOUR TEMPERATURE

3000 K	5

CONTROL

non DIM	1

MATERIAL COLOUR

white	7

7

REFLECTOR

flood 37°	F

Extended configuration

COLOUR TEMPERATURE

2700 K	4
4000 K	6

CONTROL

DIM DALI	3

MATERIAL COLOUR

silver-grey	G
black	8

G 8

+5 % surcharges

REFLECTOR

medium 27°	M

LENS

super spot 6° (only 8 W non DIM)	V

Options on request

CONTROL

phase-cut DIM



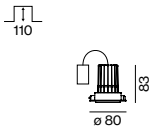



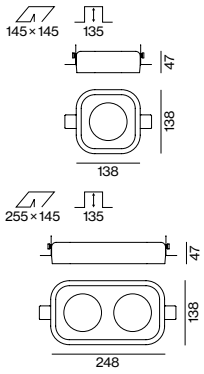

INSET SASSO 80 flush

360° 35° | CRI >90 | DALI 1 ADDR. | 220-240 V | IP20 | IP20 IP44 | CB

SYS. POWER	COLOUR TEMP.	LUMINOUS FLUX	ORDER CODE
8 W	2700 K	630 lm	048-23101
	3000 K	660 lm	
	4000 K	700 lm	
10 W CWD	1800–3000 K (CRI ≥ 95)	500 lm	048-231003 M
12 W	2700 K	950 lm	048-23121
	3000 K	980 lm	
	4000 K	1050 lm	

LIGHT DISTRIBUTION for 12 W, 3000 K

super spot 6° (8 W)

h (m)	E (lx)	ø (m)
1	21750	ø0,11
2	5437	ø0,21
3	2416	ø0,32
4	1359	ø0,43
5	870	ø0,53

medium 27°

h (m)	E (lx)	ø (m)
1	2534	ø0,48
2	633	ø0,96
3	281	ø1,44
4	158	ø1,92
5	101	ø2,40

flood 37°

h (m)	E (lx)	ø (m)
1	1826	ø0,68
2	456	ø1,36
3	202	ø2,03
4	114	ø2,71
5	73	ø3,39

Optical accessories

TYPE	ORDER CODE
honeycomb louver	048-209131
linear prismatic lens	048-209231
snoot	048-209111
snoot with honeycomb louver	048-209121

use only 1 optical accessory

Mounting accessories

INVISIBLE 80 retro

TRIMLESS MOUNTING HOUSING 80 1 LAMP
for installation in plasterboard ceilings 10–25 mm

TYPE	ORDER CODE
1 lamp	060-00717

TRIMLESS MOUNTING HOUSING 80 2 LAMPS
for installation in plasterboard ceilings 10–25 mm

TYPE	ORDER CODE
2 lamps	060-00727

INVISIBLE 100
retro
trimless

xal.com/invisible



Quickinfo

GENERAL
recessed
IP 20
plasterboard ceilings only

LED
COB LED module
up to 100 lm/W
2700 K, 3000 K, 4000 K, CWD
CRI ≥ 90
Binning initial ≤ 3 MacAdam

ESTIMATED LED LIFETIME
L80 / 50 000 h

OPTICAL
direct illumination
beam angle 18, 24°, 36°
optical accessories

ELECTRICAL
non DIM, DIM DALI

PHYSICAL
gypsum housing
aluminium inset
powder-coated

Description

DE Einbaugehäuse aus Gips (überstreichbar); für randlosen Einbau in Gipskartondecken; abgerundete Innenkontur; geeignet für Deckenstärken von 10-25 mm; ruhiges Deckenbild durch zurückversetzte Leuchtenebene; ein oder zwei Strahler (SASSO) werkzeuglos einsetzbar durch Kugelschnappsystem; 360° dreh- und 35° schwenkbar; Oberfläche weiß, silbergrau oder schwarz pulverbeschichtet; optische Aufsätze sind als Zubehör erhältlich; passive Kühlung der LEDs durch optimierte Kühlkörpergeometrie; COB (Chip on Board) Technologie für höchste Effizienz; keine Bildung von Mehrfachschatten; energieeffiziente LEDs mit sehr guter Farbwiedergabe; Binning initial ≤ 3 MacAdam; lieferbar in den Lichtfarben 2700 K, 3000 K und 4000 K; optional mit CWD (Colour Warm Dimming); CRI ≥ 90; min. 80 % des Lichtstromes nach 50 000 h Lebensdauer hochwertiger Reflektor mit sphärischer Facettenoptik; präzise Abstrahlcharakteristik mit drei verschiedenen Ausstrahlwinkeln; werkzeuglos einsetz- bzw. austauschbar; Schutzart IP 20; SK II; optional DALI-dimmbar

EN Recessed housing made of plaster (paintable); for trimless installation in plasterboard ceilings; rounded internal contour; suitable for ceiling thickness of 10-25 mm; uncluttered ceiling look through recessed lighting level; one or two spotlights (SASSO), installation with ball catch system, without tools; 360° rotatable and 35° tiltable; surface white, silver-grey or black powder coated; optical attachments available as accessories; passive cooling of LEDs with optimised heat sink geometry; COB (Chip on Board) technology for maximum efficiency; no multiple shadows; energy-efficient LEDs with very good colour rendering; binning initial ≤ 3 MacAdam; available in the light colours 2700 K, 3000 K and 4000 K; optional with CWD (Colour Warm Dimming); CRI ≥ 90; min. 80 % of the luminous flux after 50 000 hours; high quality reflector with spherical facet finish; precise radiation characteristic with three different beam angles; installed and exchanged without tools; degree of protection IP 20; PC II; optional DALI dimmable

Features



exchangeable light engine



patented ball catch system



skimmed into plasterboard ceiling (trimless)

Standard configuration

COLOUR TEMPERATURE

3000 K	5

CONTROL

non DIM	1

MATERIAL COLOUR

white	7

7

REFLECTOR

flood 36°	F

Extended configuration

COLOUR TEMPERATURE

2700 K	4
4000 K	6

CONTROL

DIM DALI	3

MATERIAL COLOUR

silver-grey	G
black	8

G 8

+5 % surcharges

REFLECTOR

spot 18°	S
medium 24°	M

Options on request

CONTROL

phase-cut DIM

LENS

beam angle 14°, 24°



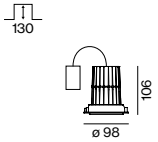



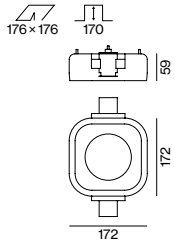

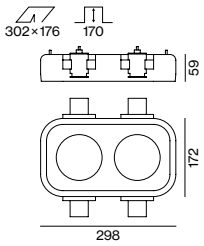

INSET SASSO 100 flush

SYS. POWER	COLOUR TEMP.	LUMINOUS FLUX	ORDER CODE
15 W	2700 K	1360 lm	048-24107
	3000 K	1410 lm	
	4000 K	1510 lm	
15 W CWD	1800–3000 K (CRI ≥ 95)	1030 lm	048-241103 F
27 W	2700 K	2140 lm	048-24127
	3000 K	2220 lm	
	4000 K	2370 lm	

LIGHT DISTRIBUTION for 27 W, 3000 K

spot 18°

h (m)	E (lx)	ø (m)
1	14162	ø 0,31
2	3540	ø 0,62
3	1573	ø 0,93
4	885	ø 1,24
5	566	ø 1,55

medium 24°

h (m)	E (lx)	ø (m)
1	9171	ø 0,42
2	2292	ø 0,84
3	1019	ø 1,27
4	573	ø 1,69
5	366	ø 2,11

flood 36°

h (m)	E (lx)	ø (m)
1	5376	ø 0,65
2	1344	ø 1,31
3	597	ø 1,96
4	336	ø 2,61
5	215	ø 3,27

Optical accessories

TYPE	ORDER CODE
honeycomb louver	048-219131
linear prismatic lens	048-219231
snoot	048-219111
snoot with honeycomb louver	048-219121

use only 1 optical accessory

Mounting accessories

INVISIBLE 100 retro

TRIMLESS MOUNTING HOUSING 100 1 LAMP
for installation in plasterboard ceilings 10–25 mm

TYPE	ORDER CODE
1 lamp	060-01617

TRIMLESS MOUNTING HOUSING 100 2 LAMPS
for installation in plasterboard ceilings 10–25 mm

TYPE	ORDER CODE
2 lamps	060-01627

Inspiration

Doctor´s Practice, Dr. Wüllenweber
Aachen, Germany

ARCHITECT
Göke Praxiskonzepte
Düsseldorf, Germany

LIGHTING DESIGN
Göke Praxiskonzepte
Düsseldorf, Germany

PRODUCT
INVISIBLE 100 retro trimless





BUBBLE 80
trimless

xal.com/bubble



Quickinfo

GENERAL

recessed
IP 20
plasterboard ceilings only

LED

COB LED module
up to 86 lm/W
2700 K, 3000 K, 4000 K, CWD
CRI ≥ 90
Binning initial ≤ 3 MacAdam

ESTIMATED LED LIFETIME

L80 / 50 000 h

OPTICAL

direct illumination
beam angle 6°, 27°, 37°
optical accessories

ELECTRICAL

non DIM, DIM DALI

PHYSICAL

gypsum housing
aluminium inset
powder-coated

BUBBLE
trimless
page 25

Description

DE Hyperbolisch geformtes Einbaugehäuse aus Gips (überstreichbar); für randlosen Einbau in Gipskartondecken; abgerundete Innenkontur; geeignet für Deckenstärken von 10-25 mm; ruhiges Deckenbild durch zurückversetzte Leuchtenebene; ein Strahler (SASSO) werkzeuglos einsetzbar durch Kugelschnappsystem; 360° dreh- und 35° schwenkbar; Oberfläche weiß, silbergrau oder schwarz pulverbeschichtet; optische Aufsätze sind als Zubehör erhältlich; passive Kühlung der LEDs durch optimierte Kühlkörpergeometrie; COB (Chip on Board) Technologie für höchste Effizienz; keine Bildung von Mehrfachschatten; energieeffiziente LEDs mit sehr guter Farbwiedergabe; Binning initial ≤ 3 MacAdam; lieferbar in den Lichtfarben 2700 K, 3000 K und 4000 K; optional mit CWD (Colour Warm Dimming); CRI ≥ 90; min. 80 % des Lichtstromes nach 50 000 h Lebensdauer hochwertiger Reflektor mit sphärischer Facettenoptik; präzise Abstrahlcharakteristik mit drei verschiedenen Ausstrahlwinkeln; werkzeuglos einsetz- bzw. austauschbar; Schutzart IP 20; SK II; optional DALI-dimmbar

EN Hyperbolic shaped installation housing made of plaster (paintable); for trimless installation in plasterboard ceilings; rounded internal contour; suitable for ceiling thickness of 10-25 mm; uncluttered ceiling look through recessed lighting level; one spotlight (SASSO), installation with ball catch system, without tools; 360° rotatable and 35° tiltable; surface white, silver-grey or black powder coated; optical attachments available as accessories; passive cooling of LEDs with optimised heat sink geometry; COB (Chip on Board) technology for maximum efficiency; no multiple shadows; energy-efficient LEDs with very good colour rendering; binning initial ≤ 3 MacAdam; available in the light colours 2700 K, 3000 K and 4000 K; optional with CWD (Colour Warm Dimming); CRI ≥ 90; min. 80 % of the luminous flux after 50 000 hours; high quality reflector with spherical facet finish; precise radiation characteristic with three different beam angles; installed and exchanged without tools; degree of protection IP 20; PC II; optional DALI dimmable

Features



exchangeable light engine



patented ball catch system



skimmed into plasterboard ceiling (trimless)

Standard configuration

COLOUR TEMPERATURE

3000 K	5

CONTROL

non DIM	1

MATERIAL COLOUR

white	7

7

REFLECTOR

flood 37°	F

Extended configuration

COLOUR TEMPERATURE

2700 K	4
4000 K	6

CONTROL

DIM DALI	3

MATERIAL COLOUR

silver-grey	G
black	8

G 8

+5 % surcharges

REFLECTOR

medium 27°	M

LENS

super spot 6° (only 8 W non DIM)	V

Options on request

CONTROL

phase-cut DIM



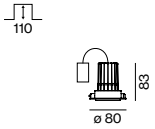



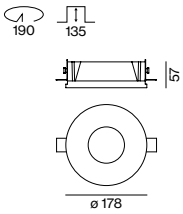

INSET SASSO 80 flush

SYS. POWER	COLOUR TEMP.	LUMINOUS FLUX	ORDER CODE
8 W	2700 K	630 lm	048-23101
	3000 K	660 lm	
	4000 K	700 lm	
10 W CWD	1800–3000 K (CRI ≥ 95)	500 lm	048-231003 M
12 W	2700 K	950 lm	048-23121
	3000 K	980 lm	
	4000 K	1050 lm	

LIGHT DISTRIBUTION for 12 W, 3000 K

super spot 6° (8 W)

h (m)	E (lx)	ø (m)
1	21750	ø0,11
2	5437	ø0,21
3	2416	ø0,32
4	1359	ø0,43
5	870	ø0,53

medium 27°

h (m)	E (lx)	ø (m)
1	2534	ø0,48
2	633	ø0,96
3	281	ø1,44
4	158	ø1,92
5	101	ø2,40

flood 37°

h (m)	E (lx)	ø (m)
1	1826	ø0,68
2	456	ø1,36
3	202	ø2,03
4	114	ø2,71
5	73	ø3,39

Optical accessories

TYPE	ORDER CODE
honeycomb louver	048-209131
linear prismatic lens	048-209231
snoot	048-209111
snoot with honeycomb louver	048-209121

use only 1 optical accessory

Mounting accessories

BUBBLE 80

TRIMLESS MOUNTING HOUSING 80
for installation in plasterboard ceilings 10–25 mm

TYPE	ORDER CODE
1 lamp	060-02817

Inspiration

Eggersmann Showroom
Hiddenhausen, Germany

ARCHITECT
BKS Architekten
Lübbecke, Germany

PRODUCT
BUBBLE 80 trimless





BUBBLE 100
trimless

xal.com/bubble



Quickinfo

GENERAL
recessed
IP 20
plasterboard ceilings only

LED
COB LED module
up to 100 lm/W
2700 K, 3000 K, 4000 K, CWD
CRI ≥ 90
Binning initial ≤ 3 MacAdam

ESTIMATED LED LIFETIME
L80 / 50 000 h

OPTICAL
direct illumination
beam angle 18, 24°, 36°
optical accessories

ELECTRICAL
non DIM, DIM DALI

PHYSICAL
gypsum housing
aluminium inset
powder-coated

Description

DE Hyperbolisch geformtes Einbaugehäuse aus Gips (überstreichbar); für randlosen Einbau in Gipskartondecken; abgerundete Innenkontur; geeignet für Deckenstärken von 10-25 mm; ruhiges Deckenbild durch zurückversetzte Leuchtenebene; ein Strahler (SASSO) werkzeuglos einsetzbar durch Kugelschnappsystem; 360° dreh- und 35° schwenkbar; Oberfläche weiß, silbergrau oder schwarz pulverbeschichtet; optische Aufsätze sind als Zubehör erhältlich; passive Kühlung der LEDs durch optimierte Kühlkörpergeometrie; COB (Chip on Board) Technologie für höchste Effizienz; keine Bildung von Mehrfachschatten; energieeffiziente LEDs mit sehr guter Farbwiedergabe; Binning initial ≤ 3 MacAdam; lieferbar in den Lichtfarben 2700 K, 3000 K und 4000 K; optional mit CWD (Colour Warm Dimming); CRI ≥ 90; min. 80 % des Lichtstromes nach 50 000 h Lebensdauer hochwertiger Reflektor mit sphärischer Facettenoptik; präzise Abstrahlcharakteristik mit drei verschiedenen Ausstrahlwinkeln; werkzeuglos einsetz- bzw. austauschbar; Schutzart IP 20; SK II; optional DALI-dimmbar

EN Hyperbolic shaped installation housing made of plaster (paintable); for trimless installation in plasterboard ceilings; rounded internal contour; suitable for ceiling thickness of 10-25 mm; uncluttered ceiling look through recessed lighting level; one spotlight (SASSO), installation with ball catch system, without tools; 360° rotatable and 35° tiltable; surface white, silver-grey or black powder coated; optical attachments available as accessories; passive cooling of LEDs with optimised heat sink geometry; COB (Chip on Board) technology for maximum efficiency; no multiple shadows; energy-efficient LEDs with very good colour rendering; binning initial ≤ 3 MacAdam; available in the light colours 2700 K, 3000 K and 4000 K; optional with CWD (Colour Warm Dimming); CRI ≥ 90; min. 80 % of the luminous flux after 50 000 hours; high quality reflector with spherical facet finish; precise radiation characteristic with three different beam angles; installed and exchanged without tools; degree of protection IP 20; PC II; optional DALI dimmable

Features



exchangeable light engine



patented ball catch system



skimmed into plasterboard ceiling (trimless)

BUBBLE
trimless
page 25

Standard configuration

COLOUR TEMPERATURE

3000 K	5

CONTROL

non DIM	1

MATERIAL COLOUR

white	7

7

REFLECTOR

flood 36°	F

Extended configuration

COLOUR TEMPERATURE

2700 K	4
4000 K	6

CONTROL

DIM DALI	3

MATERIAL COLOUR

silver-grey	G
black	8

G 8

+5 % surcharges

REFLECTOR

spot 18°	S
medium 24°	M

Options on request

CONTROL

phase-cut DIM

LENS

beam angle 14°, 24°



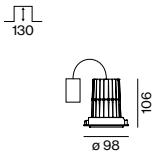

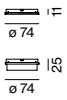

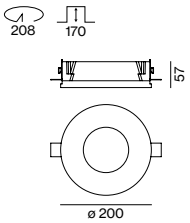

INSET SASSO 100 flush

SYS. POWER	COLOUR TEMP.	LUMINOUS FLUX	ORDER CODE
15 W	2700 K	1360 lm	048-24102
	3000 K	1410 lm	
	4000 K	1510 lm	
15 W CWD	1800–3000 K (CRI ≥ 95)	1030 lm	048-241103 F
27 W	2700 K	2140 lm	048-24122
	3000 K	2220 lm	
	4000 K	2370 lm	

LIGHT DISTRIBUTION for 27 W, 3000 K

spot 18°

h (m)	E (lx)	ø (m)
1	14162	ø 0,31
2	3540	ø 0,62
3	1573	ø 0,93
4	885	ø 1,24
5	566	ø 1,55

medium 24°

h (m)	E (lx)	ø (m)
1	9171	ø 0,42
2	2292	ø 0,84
3	1019	ø 1,27
4	573	ø 1,69
5	366	ø 2,11

flood 36°

h (m)	E (lx)	ø (m)
1	5376	ø 0,65
2	1344	ø 1,31
3	597	ø 1,96
4	336	ø 2,61
5	215	ø 3,27

Optical accessories

TYPE	ORDER CODE
honeycomb louver	048-219131
linear prismatic lens	048-219231
snoot	048-219111
snoot with honeycomb louver	048-219121

use only 1 optical accessory

Mounting accessories

BUBBLE 100

TRIMLESS MOUNTING HOUSING 100

for installation in plasterboard ceilings 10–25 mm

TYPE	ORDER CODE
1 lamp	060-02927

Inspiration

Nestlé Super Premium,
Mövenpick Ice Cream Gallery
Zurich, Switzerland

ARCHITECT
Concept Consult Design Sárl
Lausanne, Switzerland

LIGHTING DESIGN
Aebischer et Bovigny
Lausanne, Switzerland

PRODUCT
BUBBLE 100 trimless







BUBBLE 150
trimless

xal.com/bubble



Quickinfo

GENERAL
recessed
IP 20
plasterboard ceilings only

LED
COB LED module
up to 101 lm/W
3000 K, 4000 K
CRI ≥ 90
Binning initial ≤ 3 MacAdam

ESTIMATED LED LIFETIME
L80 / 50 000 h

OPTICAL
direct illumination
beam angle 14°, 25°, 41°
optical accessories

ELECTRICAL
non DIM, DIM DALI

PHYSICAL
gypsum housing
aluminium inset
powder-coated

BUBBLE
trimless
page 25

Description

DE Hyperbolisch geformtes Einbaugehäuse aus Gips (überstreichbar); für randlosen Einbau in Gipskartondecken; abgerundete Innenkontur; geeignet für Deckenstärken von 10-25 mm; ruhiges Deckenbild durch zurückversetzte Leuchtenebene; ein Strahler (SASSO) werkzeuglos einsetzbar durch Kugelschnappsystem; 360° dreh- und 35° schwenkbar; Oberfläche weiß, silbergrau oder schwarz pulverbeschichtet; optische Aufsätze sind als Zubehör erhältlich; passive Kühlung der LEDs durch optimierte Kühlkörpergeometrie; COB (Chip on Board) Technologie für höchste Effizienz; keine Bildung von Mehrfachschatten; energieeffiziente LEDs mit sehr guter Farbwiedergabe; Binning initial ≤ 3 MacAdam; lieferbar in den Lichtfarben 3000 K und 4000 K; CRI ≥ 90; min. 80 % des Lichtstromes nach 50 000 h Lebensdauer hochwertiger Aluminiumreflektor mit sphärischer Facettenoptik; hochglänzend eloxiert; präzise Abstrahlcharakteristik mit drei verschiedenen Ausstrahlwinkeln; werkzeuglos einsetz- bzw. austauschbar; Schutzart IP 20; SK II; optional DALI-dimmbar

EN Hyperbolic shaped installation housing made of plaster (paintable); for trimless installation in plasterboard ceilings; rounded internal contour; suitable for ceiling thickness of 10-25 mm; uncluttered ceiling look through recessed lighting level; one spotlight (SASSO), installation with ball catch system, without tools; 360° rotatable and 35° tiltable; surface white, silver-grey or black powder coated; optical attachments available as accessories; passive cooling of LEDs with optimised heat sink geometry; COB (Chip on Board) technology for maximum efficiency; no multiple shadows; energy-efficient LEDs with very good colour rendering; binning initial ≤ 3 MacAdam; available in the light colours 3000 K and 4000 K; CRI ≥ 90; min. 80 % of the luminous flux after 50 000 hours; high quality aluminium reflector with spherical facet finish; high gloss anodised; precise radiation characteristic with three different beam angles; installed and exchanged without tools; degree of protection IP 20; PC II; optional DALI dimmable

Features



exchangeable light engine



patented ball catch system



skimmed into plasterboard ceiling (trimless)

Standard configuration

COLOUR RENDERING INDEX
CRI ≥ 90

COLOUR TEMPERATURE

3000 K	5

CONTROL

non DIM	1

MATERIAL COLOUR

white	7

7

REFLECTOR

flood 41°	F

Extended configuration

COLOUR TEMPERATURE

4000 K	6

CONTROL

DIM DALI	3

MATERIAL COLOUR

silver-grey	G
black	8

G 8

+5 % surcharges

REFLECTOR

spot 14°	S
medium 25°	M

Options on request

SPECIAL COLOUR

vogue	CRI ≥ 90
gallery	CRI 98
gourmet	CRI ≥ 80
fresh meat & fish	CRI ≥ 80
pastry	CRI ≥ 80
brilliant white	CRI ≥ 90

REFLECTOR
wide flood 58°



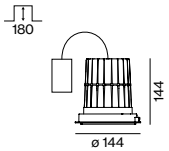



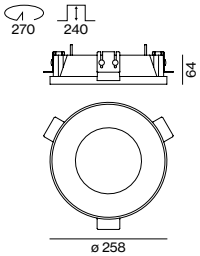

INSET SASSO 150 flush

360° 35° | CRI >90 | DALI 1 ADDR. | 220-240 V | IP20 | CB

SYSTEM POWER	COLOUR TEMP.	LUMINOUS FLUX	ORDER CODE
28 W	3000 K	2670 lm	048-2510
	4000 K	2860 lm	
44 W	3000 K	3590 lm	048-2511
	4000 K	3850 lm	
52 W	3000 K	4270 lm	048-2512
	4000 K	4580 lm	

LIGHT DISTRIBUTION for 52 W, 3000 K

spot 14°

h (m)	E (lx)	ø (m)
1	38175	ø0,24
2	9543	ø0,49
3	4241	ø0,73
4	2385	ø0,97
5	1527	ø1,21

medium 25°

h (m)	E (lx)	ø (m)
1	17350	ø0,44
2	4337	ø0,87
3	1927	ø1,31
4	1084	ø1,75
5	694	ø2,18

flood 41°

h (m)	E (lx)	ø (m)
1	7656	ø0,74
2	1914	ø1,48
3	850	ø2,22
4	478	ø2,96
5	306	ø3,70

Optical accessories

TYPE	ORDER CODE
honeycomb louver	048-229131
linear prismatic lens	048-229231
snoot	048-229111
snoot with honeycomb louver	048-229121

use only 1 optical accessory

Mounting accessories

BUBBLE 150

TRIMLESS MOUNTING HOUSING 150
for installation in plasterboard ceilings 10–25 mm

TYPE	ORDER CODE
1 lamp	060-03017

Inspiration

Pharmacy Rondell
Munich, Germany

ARCHITECT
reginadahmeningenhoven
Düsseldorf, Germany

LIGHTING DESIGN
Tropp Lighting Design
Weilheim, Germany

PRODUCT
BUBBLE trimless





CAVO
round / square trimless

xal.com/cavo



darc awards / ARCHITECTURAL SHORTLISTED

Quickinfo

GENERAL
recessed trimless
IP 20
patented

LED
up to 74 lm/W
3000 K
CRI ≥ 90

ESTIMATED LED LIFETIME
L80 / 50000 h

OPTICAL
direct illumination
beam angle 6°, 14°, 23°, 17–43°

ELECTRICAL
220–240 V
non DIM, DIM DALI

PHYSICAL
aluminium, gypsum
powder-coated
housing: glow, no glow

Description

DE Einbaugehäuse aus Stahlblech für randlosen Einbau in Gipskartondecken, Unterseite aus aluminiumverstärktem Gips; wahlweise mit rundem oder quadratischem Ausschnitt; kein Ausbrechen der Kanten; bis zu 3 zylindrische Strahlerköpfe mittels Magnethalter werkzeuglos einsetzbar; einfacher elektrischer Anschluss der Strahler durch verpolungssichere Plug&Play Verbindung; Strahlerkopf 360° dreh- und 90° schwenkbar; Oberfläche weiß oder schwarz pulverbeschichtet; optional: Indirektlichtanteil im Gehäuse mittels DALI stufenlos dimmbar; passive Kühlung der LEDs durch optimierte Kühlkörpergeometrie; mit COB (Chip on Board) Technologie für höchste Effizienz; keine Bildung von Mehrfachschatten; energieeffiziente LEDs mit sehr guter Farbwiedergabe; Binning initial ≤ 3 MacAdam; lieferbar in der Lichtfarbe 3000 K; CRI ≥ 90; min. 80 % des Lichtstromes nach 50 000 h Lebensdauer gute Entblendung durch zurückversetzte Lichtpunktebene; inkl. hochwertiger Linsenoptik; präzise Abstrahlcharakteristik mit verschiedenen Ausstrahlwinkeln; Schutzart IP 20; SK II; Hot Plug-Schutz; optional nicht dimmbar; flimmerfreier Sehkomfort durch analoge Stromstärkenregelung (Minimalwert 1 %)

EN Recessed housing made of pressed steel sheet for flush installation in plasterboard ceilings, underside of aluminium-reinforced plaster; alternatively with round or square cut-out; no break-out of edges; up to 3 cylindrical spotlight heads can be installed without tools by means of magnetic holders; simple electrical connection of the spotlights due to non-reversible plug and play connection; spotlight head rotates 360° and tilts 90°; surface powder coated in white or black; optionally: indirect light component in housing continuously adjustable dimming via DALI; passive cooling of LEDs with optimised heat sink geometry; COB (Chip on Board) technology for maximum efficiency; no multiple shadows; energy-efficient LEDs with very good colour rendering; binning initial ≤ 3 MacAdam; available in the light colour 3000 K; CRI ≥ 90; min. 80 % of the luminous flux after 50 000 hours; good glare reduction due to recessed light point plane; incl. high quality lens system; precise radiation characteristics with different beam angles; degree of protection IP 20; PC II; hot plug protection; optional non-dimmable; flicker-free visual comfort through analogue current control (minimum value 1 %)

Features

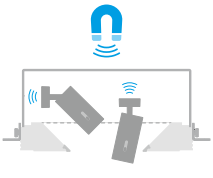

magnetic holders for tool-free mounting



hot plug safe

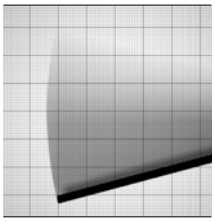

flicker-free dimming (minimum value of 1 %)



optical accessories (maximum 1 piece)

CAVO system trimless
page 27



Standard configuration

COLOUR TEMPERATURE
3000 K

CONTROL
DIM DALI 3

MATERIAL COLOUR
white 7
black 8

7 | 8

BEAM ANGLE
medium 23° M

Extended configuration

CONTROL
non DIM 1

BEAM ANGLE
super spot 6° (only 9 W) V
spot 14° S

Options on request

COLOUR TEMPERATURE
1800–3000 K CWD

CONTROL
ZigBee 3.0

REFLECTOR
super spot 8°

OPTICAL ACCESSORIES
elliptical sculpture foil
snoot
colour filter (red, blue, green, etc.)
only for JUST 32 FOCUS

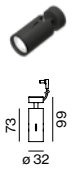

JUST 32 FOCUS 17–43°

360° 60° | CRI >90 | 400 mA | IP20 | HOT PLUG SAFE | FLICKER FREE

SYSTEM POWER	COLOUR TEMP.	LUMINOUS FLUX	ORDER CODE
5 W	3000 K	250 lm	049-821153

max. 3 spotlights

LIGHT DISTRIBUTION

min. angle 17°

h (m)	E (lx)	ø (m)
1	1561	0,30
2	390	0,59
3	173	0,89
4	97	1,19
5	62	1,49

max. angle 43°

h (m)	E (lx)	ø (m)
1	449	0,80
2	112	1,59
3	49	2,39
4	28	3,18
5	17	3,98

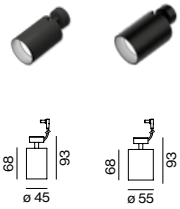

JUST 45 JUST 55

JUST 45 / 55

360° 60° | CRI >90 | 400 mA | IP20 | HOT PLUG SAFE | FLICKER FREE

JUST 45

SYSTEM POWER	COLOUR TEMP.	LUMINOUS FLUX	ORDER CODE
10 W	3000 K	670 lm	049-830253 M

max. 3 spotlights

JUST 55

SYSTEM POWER	COLOUR TEMP.	LUMINOUS FLUX	ORDER CODE
9 W	3000 K	600 lm	049-840053 V
16 W	3000 K	1170 lm	049-840053 ▲

max. 1 spotlight 16 W + 1 spotlight 9 W

LIGHT DISTRIBUTION

JUST 45 medium 23°

h (m)	E (lx)	ø (m)
1	3387	0,40
2	846	0,81
3	376	1,21
4	211	1,61
5	135	2,02

JUST 55 spot 14°

h (m)	E (lx)	ø (m)
1	10212	0,25
2	2553	0,50
3	1134	0,76
4	638	1,01
5	408	1,26

JUST 55 medium 23°

h (m)	E (lx)	ø (m)
1	4449	0,40
2	1112	0,80
3	494	1,21
4	278	1,61
5	177	2,01

Mounting accessories

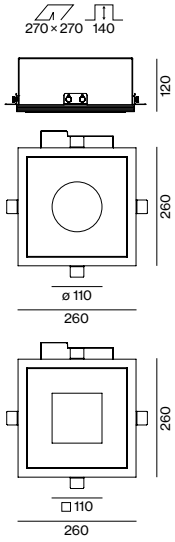

MOUNTING HOUSING 1 DALI address, max. 30 W
for trimless installation in plasterboard ceilings 8-25 mm, 4,5 kg

TYPE	L·W·H (mm)	ORDER CODE
round	260·260·120	049-880300
square	260·260·120	049-881300

incl. power supply 220–240 V AC, 50–60 Hz, ENEC approved

MOUNTING HOUSING WITH GLOWING (3000 K) 2 DALI addr., max. 30 W
for trimless installation in plasterboard ceilings 8-25 mm, 4,5 kg

TYPE	L·W·H (mm)	ORDER CODE
round	260·260·120	049-882357
square	260·260·120	049-883357

incl. power supply 220–240 V AC, 50–60 Hz, ENEC approved

Optical accessories

HONEYCOMB LOUVER

TYPE	Ø·H (mm)	ORDER CODE
JUST 32 FOCUS	30·4	007-196516 8
JUST 45	42·3	007-196518 8
JUST 55	50·3	007-196519 8

Inspiration

Private Residence
Graz, Austria

ARCHITECT
GSarchitects
Graz, Austria

PRODUCT
CAVO round
JUST 55





Inspiration

Art Gallery
Visualisation

PRODUCT
CAVO square
JUST 45





MOVE IT 45
round
trimless

xal.com/move-it



Quickinfo

GENERAL

recessed trimless
IP 40

LED

High-power LED
up to 65 lm/W
up to 730 lm
3000 K, CWD
CRI ≥ 80, CRI ≥ 90
Binning initial ≤ 3 MacAdam

ESTIMATED LED LIFETIME

L80 / 50 000 h

OPTICAL

direct illumination
beam angle 23°, 35°
asymmetric illumination

ELECTRICAL

non DIM, DIM DALI

PHYSICAL

aluminium
lacquered

Description

DE Rundes Strahlerelement aus Aluminium; Oberfläche schwarz oder weiß lackiert; werkzeuglose Montage im Montageset durch Kugelschnappsystem; optional mit asymmetrischer Lichtverteilung; Einbau in unterschiedlichen Gehäusen möglich; Einbaugehäuse aus Gips (überstreichbar); für randlosen Einbau in Gipskartondecken; werkzeuglos höhenverstellbar: deckenbündig, 25 mm oder 35 mm herausragend; passive Kühlung der LEDs durch optimierte Kühlkörpergeometrie; COB (Chip on Board) Technologie für höchste Effizienz; keine Bildung von Mehrfachschatten; energieeffiziente LEDs mit sehr guter Farbwiedergabe; Binning initial ≤ 3 MacAdam; lieferbar in der Lichtfarbe 3000 K; optional mit CWD (Colour Warm Dimming); CRI ≥ 80 oder CRI ≥ 90; min. 80 % des Lichtstromes nach 50 000 h Lebensdauer gute Entblendung durch zurückversetzte Lichtpunktebene; inkl. hochwertiger Linsenoptik; präzise Abstrahlcharakteristik mit 2 verschiedenen Ausstrahlwinkeln; Schutzart IP 40; SK II; optional nicht dimmbar

EN Round spotlight element in aluminium; surface lacquered in black or white; installation without tools in mounting set with ball catch system; optional with asymmetric light distribution; installation possible in different housings; Recessed housing made of plaster (paintable); for trimless installation in plasterboard ceilings; height adjustable without tools: flush with the ceiling, or extended 25 mm or 35 mm; passive cooling of LEDs with optimised heat sink geometry; COB (Chip on Board) technology for maximum efficiency; no multiple shadows; energy-efficient LEDs with very good colour rendering; binning initial ≤ 3 MacAdam; available in the light colour 3000 K; optional with CWD (Colour Warm Dimming); CRI ≥ 80 or CRI ≥ 90; min. 80 % of the luminous flux after 50 000 hours; good glare control through inset light point level; incl. high quality lens system; precise radiation characteristic with 2 different beam angles; degree of protection IP 40; PC II; optional non-dimmable

Features



tool-free height adjustement



skimmed into plasterboard ceiling (trimless)

Standard configuration

COLOUR TEMPERATURE
3000 K

CONTROL
DIM DALI 3

MATERIAL COLOUR
black lacquered 8

8

LENS
medium 23° M
flood 35° F

Extended configuration

COLOUR TEMPERATURE
CWD 1800–3000 K E

CONTROL
non DIM 1

MATERIAL COLOUR
white lacquered 7

7

+5 % surcharges

Options on request

COLOUR TEMPERATURE
2700 K

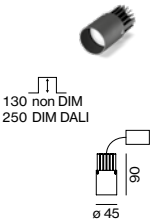

MOVE IT 45 round trimless

CRI >90 | DALI 1 ADDR. | 220-240V | IP40

SYS. POWER	COLOUR TEMP.	LUMINOUS FLUX	ORDER CODE
4 W	3000 K (CRI ≥ 80)	240 lm	0 6 3 - 0 0 2 2 5 8 F
11 W	3000 K	730 lm	0 6 3 - 0 0 2 3 5 M
9 W CWD	1800–3000 K	420 lm	0 6 3 - 0 0 2 3 E 3 M

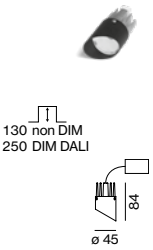

MOVE IT 45 round trimless asymmetric

CRI >90 | DALI 1 ADDR. | 220-240V | IP40

SYS. POWER	COLOUR TEMP.	LUMINOUS FLUX	ORDER CODE
11 W	3000 K	610 lm	0 6 3 - 0 1 2 3 5 A
9 W CWD	1800–3000 K	350 lm	0 6 3 - 0 1 2 3 E 3 A

LIGHT DISTRIBUTION

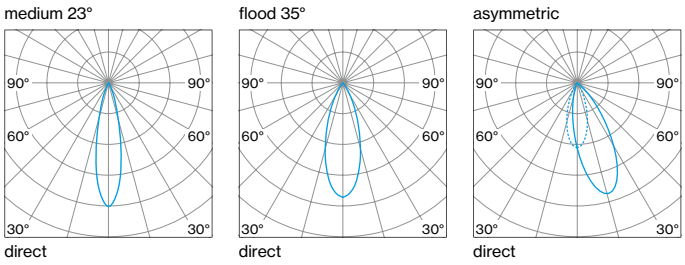

Mounting accessories

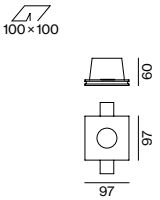

TRIMLESS MOUNTING HOUSING
for installation in plasterboard ceilings 12/15/25 mm

TYPE	L-W-H (mm)	ORDER CODE
1 lamp	97·97·60	0 6 3 - 0 6 1 0 0 1 7

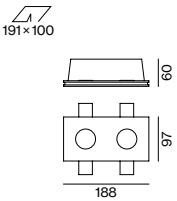

TRIMLESS MOUNTING HOUSING
for installation in plasterboard ceilings 12/15/25 mm

TYPE	L-W-H (mm)	ORDER CODE
2 lamps	188·97·60	0 6 3 - 0 6 2 0 0 1 7

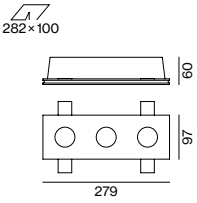

TRIMLESS MOUNTING HOUSING
for installation in plasterboard ceilings 12/15/25 mm

TYPE	L-W-H (mm)	ORDER CODE
3 lamps	279·97·60	0 6 3 - 0 6 3 0 0 1 7

Inspiration

Pro Medico
Graz, Austria

ARCHITECT
INNOCAD Architektur ZT
Graz, Austria

PRODUCT
MOVE IT 45 round trimless




PROMEDICO

MOVE IT 45
round flex trimless

xal.com/move-it



Quickinfo

GENERAL

recessed trimless
IP 40

LED

High-power LED
up to 65 lm/W
up to 730 lm
3000 K, CWD
CRI ≥ 90
Binning initial ≤ 3 MacAdam

ESTIMATED LED LIFETIME

L80 / 50 000 h

OPTICAL

direct illumination
beam angle 8°, 23°

ELECTRICAL

220–240 V
non DIM, DIM DALI

PHYSICAL

aluminium
powder-coated
height-adjustable
355° excentric rotatable
90° tiltable

Description

DE Rundes Strahlerelement aus Aluminium; Oberfläche schwarz oder weiß pulverbeschichtet; werkzeuglose Montage im Montageset; Einbau in unterschiedlichen Gehäusen möglich; Einbaugehäuse aus Gips (überstreichbar); für randlosen Einbau in Gipskartondecken; werkzeug- und stufenlos höhenverstellbar: deckenbündig oder teilweise bzw. ganz herausragend; Strahlerkopf 355° dreh- und 90° schwenkbar; passive Kühlung der LEDs durch optimierte Kühlkörpergeometrie; COB (Chip on Board) Technologie für höchste Effizienz; keine Bildung von Mehrfachschatten; energieeffiziente LEDs mit sehr guter Farbwiedergabe; Binning initial ≤ 3 MacAdam; lieferbar in der Lichtfarbe 3000 K; optional mit CWD (Colour Warm Dimming); CRI ≥ 90; min. 80 % des Lichtstromes nach 50 000 h Lebensdauer gute Entblendung durch zurückversetzte Lichtpunktebene; inkl. hochwertiger Linsenoptik; präzise Abstrahlcharakteristik mit 2 verschiedenen Ausstrahlwinkeln; Schutzart IP 20; SK II; optional nicht dimmbar

EN Round spotlight element in aluminium; surface powder coated in black or white; installation without tools with mounting kit; installation possible in different housings; Recessed housing made of plaster (paintable); for trimless installation in plasterboard ceilings; can be adjusted to any height without tools: flush or partly / fully protruding; spotlight head 355° rotatable and 90° tiltable; passive cooling of LEDs with optimised heat sink geometry; COB (Chip on Board) technology for maximum efficiency; no multiple shadows; energy-efficient LEDs with very good colour rendering; binning initial ≤ 3 MacAdam; available in the light colour 3000 K; optional with CWD (Colour Warm Dimming); CRI ≥ 90; min. 80 % of the luminous flux after 50 000 hours; good glare control through inset light point level; incl. high quality lens system; precise radiation characteristic with 2 different beam angles; degree of protection IP 20; PC II; optional non-dimmable

Features



355° excentric rotatable, 90° tiltable

Standard configuration

COLOUR TEMPERATURE
3000 K

CONTROL
DIM DALI 3

MATERIAL COLOUR
black 8

8

LENS
medium 23° M

Extended configuration

COLOUR TEMPERATURE
CWD 1800–3000 K E

CONTROL
non DIM 1

MATERIAL COLOUR
white 7

7

+5 % surcharges

LENS
super spot 8° V

Options on request

COLOUR TEMPERATURE
2700 K

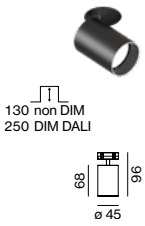

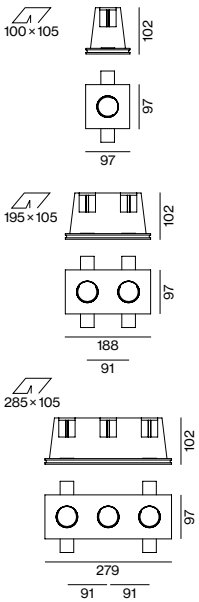

MOVE IT 45 round flex trimless

355° 90° | CRI >90 | DALI 1 ADDR. | 220-240 V | IP 40

SYSTEM POWER	COLOUR TEMP.	LUMINOUS FLUX	ORDER CODE
11 W	3000 K	730 lm	0 6 3 - 0 9 1 1 5
10 W CWD	1800–3000 K	430 lm	0 6 3 - 0 9 1 1 E 3 M

LIGHT DISTRIBUTION

super spot 8°

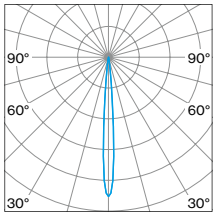

direct

medium 23°

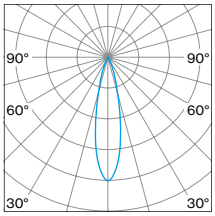

direct

Mounting accessories

TRIMLESS MOUNTING HOUSING
for installation in plasterboard ceilings 12/15/25 mm

TYPE	L·W·H (mm)	ORDER CODE
1 lamp	97·97·102	0 6 3 - 0 9 7 0 1 1 0

TRIMLESS MOUNTING HOUSING
for installation in plasterboard ceilings 12/15/25 mm

TYPE	L·W·H (mm)	ORDER CODE
2 lamps	188·97·102	0 6 3 - 0 9 7 0 2 1 0

TRIMLESS MOUNTING HOUSING
for installation in plasterboard ceilings 12/15/25 mm

TYPE	L·W·H (mm)	ORDER CODE
3 lamps	279·97·102	0 6 3 - 0 9 7 0 3 1 0

Inspiration

Private Residence
Visualisation

PRODUCT
MOVE IT 45 round flex trimless





MOVE IT 85
round
trimless

xal.com/move-it



Quickinfo

GENERAL

recessed trimless
IP 40

LED

COB LED module
up to 73 lm/W
3000 K
CRI ≥ 90
Binning initial ≤ 3 MacAdam

ESTIMATED LED LIFETIME

L80 / 50 000 h

OPTICAL

direct illumination
beam angle 48°

ELECTRICAL

non DIM, DIM DALI

PHYSICAL

aluminium
lacquered

Description

DE Rundes Strahlerelement aus Aluminium; Oberfläche schwarz lackiert; werkzeuglose Montage im Montageset durch Kugelschnappsystem; Einbau in unterschiedlichen Gehäusen möglich; Einbaugehäuse aus Gips (überstreichbar); für randlosen Einbau in Gipskartondecken; werkzeuglos höhenverstellbar: deckenbündig, 25 mm oder 48 mm herausragend; passive Kühlung der LEDs durch optimierte Kühlkörpergeometrie; COB (Chip on Board) Technologie für höchste Effizienz; keine Bildung von Mehrfachschatten; energieeffiziente LEDs mit sehr guter Farbwiedergabe; Binning initial ≤ 3 MacAdam; lieferbar in der Lichtfarbe 3000 K; CRI ≥ 90; min. 80 % des Lichtstromes nach 50 000 h Lebensdauer; gute Entblendung durch zurückversetzte Lichtpunktebene; inkl. hochwertiger Linsenoptik; präzise Abstrahlcharakteristik mit 48° Ausstrahlwinkel; Schutzart IP 40; SK II; optional nicht dimmbar

EN Round spotlight element in aluminium; surface lacquered in black; installation without tools in mounting set with ball catch system; installation possible in different housings; Recessed housing made of plaster (paintable); for trimless installation in plasterboard ceilings; height adjustable without tools: flush with the ceiling, or extended 25 mm or 48 mm; passive cooling of LEDs with optimised heat sink geometry; COB (Chip on Board) technology for maximum efficiency; no multiple shadows; energy-efficient LEDs with very good colour rendering; binning initial ≤ 3 MacAdam; available in the light colour 3000 K; CRI ≥ 90; min. 80 % of the luminous flux after 50 000 hours; good glare control through inset light point level; incl. high quality lens system; precise radiation characteristic with 48° beam; degree of protection IP 40; PC II; optional non-dimmable

Features



tool-free height adjustement



skimmed into plasterboard ceiling (trimless)

Standard configuration

COLOUR TEMPERATURE
3000 K

CONTROL
DIM DALI 3

MATERIAL COLOUR
black lacquered

LENS
flood 48°

Extended configuration

CONTROL
non DIM 1



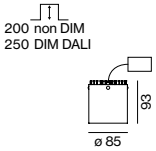

MOVE IT 85 round trimless

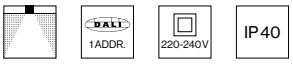

SYSTEM POWER	COLOUR TEMP.	LUMINOUS FLUX	ORDER CODE
21 W	3000 K	1520 lm	0 6 3 - 0 0 3 0 5 ◆ 8 F

LIGHT DISTRIBUTION
flood 48°

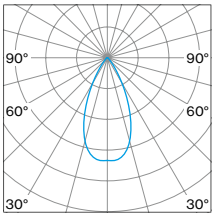

direct

Mounting accessories

TRIMLESS MOUNTING HOUSING
for installation in plasterboard ceilings 12/15/25 mm

TYPE	L·W·H (mm)	ORDER CODE
1 lamp	137·137·93	0 6 3 - 0 6 1 1 0 1 7

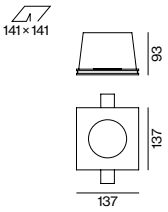

TRIMLESS MOUNTING HOUSING
for installation in plasterboard ceilings 12/15/25 mm

TYPE	L·W·H (mm)	ORDER CODE
2 lamps	268·137·93	0 6 3 - 0 6 2 1 0 1 7

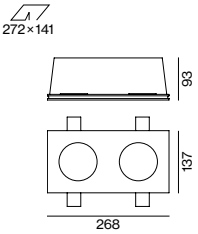

TRIMLESS MOUNTING HOUSING
for installation in plasterboard ceilings 12/15/25 mm

TYPE	L·W·H (mm)	ORDER CODE
3 lamps	399·137·93	0 6 3 - 0 6 3 1 0 1 7

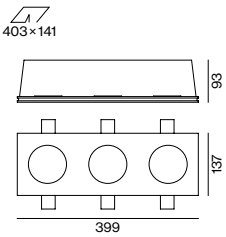

Inspiration

Private Residence
Graz, Austria

ARCHITECT
GSarchitects
Graz, Austria

PRODUCT
MOVE IT 85 round trimless







MOVE IT 45
square
trimless

xal.com/move-it



Quickinfo

GENERAL
recessed trimless
IP 40

LED
COB LED module
up to 65 lm/W
3000 K, CWD
CRI ≥ 80, CRI ≥ 90
Binning initial ≤ 3 MacAdam

ESTIMATED LED LIFETIME
L80 / 50 000 h

OPTICAL
direct illumination
beam angle 35°
asymmetric illumination

ELECTRICAL
non DIM, DIM DALI

PHYSICAL
aluminium
lacquered

Description

DE Quadratisches Strahlerelement aus Aluminium; Oberfläche schwarz oder weiß lackiert; werkzeuglose Montage im Montageset durch Kugelschnappsystem; optional mit asymmetrischer Lichtverteilung; Einbau in unterschiedlichen Gehäusen möglich; Einbaugehäuse aus Gips (überstreichbar); für randlosen Einbau in Gipskartondecken; werkzeuglos höhenverstellbar: deckenbündig, 25 mm oder 35 mm herausragend; passive Kühlung der LEDs durch optimierte Kühlkörpergeometrie; COB (Chip on Board) Technologie für höchste Effizienz; keine Bildung von Mehrfachschatten; energieeffiziente LEDs mit sehr guter Farbwiedergabe; Binning initial ≤ 3 MacAdam; lieferbar in der Lichtfarbe 3000 K; optional mit CWD (Colour Warm Dimming); CRI ≥ 80 oder CRI ≥ 90; min. 80 % des Lichtstromes nach 50 000 h Lebensdauer gute Entblendung durch zurückversetzte Lichtpunktebene; inkl. hochwertiger Linsenoptik; präzise Abstrahlcharakteristik mit 2 verschiedenen Ausstrahlwinkeln; Schutzart IP 40; SK II; optional nicht dimmbar

EN Square spotlight element in aluminium; surface lacquered in black or white; installation without tools in mounting set with ball catch system; optional with asymmetric light distribution; installation possible in different housings; Recessed housing made of plaster (paintable); for trimless installation in plasterboard ceilings; height adjustable without tools: flush with the ceiling, or extended 25 mm or 35 mm; passive cooling of LEDs with optimised heat sink geometry; COB (Chip on Board) technology for maximum efficiency; no multiple shadows; energy-efficient LEDs with very good colour rendering; binning initial ≤ 3 MacAdam; available in the light colour 3000 K; optional with CWD (Colour Warm Dimming); CRI ≥ 80 or CRI ≥ 90; min. 80 % of the luminous flux after 50 000 hours; good glare control through inset light point level; incl. high quality lens system; precise radiation characteristic with 2 different beam angles; degree of protection IP 40; PC II; optional non-dimmable

Features



tool-free height adjustement



skimmed into plasterboard ceiling (trimless)

Standard configuration

COLOUR TEMPERATURE
3000 K

CONTROL
DIM DALI 3

MATERIAL COLOUR
black lacquered 8

8

LENS
medium 23° M
flood 35° F

Extended configuration

COLOUR TEMPERATURE
CWD 1800–3000 K E

CONTROL
non DIM 1

MATERIAL COLOUR
white lacquered 7

7

+5 % surcharges

Options on request

COLOUR TEMPERATURE
2700 K

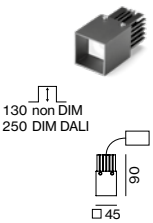

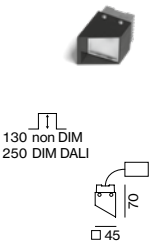

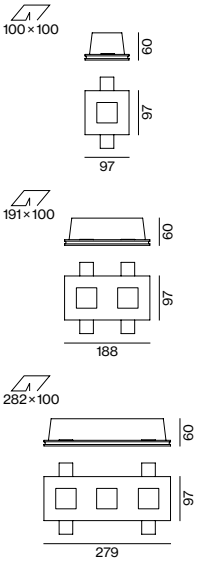

MOVE IT 45 square trimless

CRI >90 | DALI 1 ADDR. | 220-240 V | IP 40

SYS. POWER	COLOUR TEMP.	LUMINOUS FLUX	ORDER CODE
4 W	3000 K (CRI ≥ 80)	240 lm	0 6 3 - 0 3 2 2 5 8 F
11 W	3000 K	730 lm	0 6 3 - 0 3 2 3 5 M
9 W CWD	1800–3000 K	420 lm	0 6 3 - 0 3 2 3 E 3 M

MOVE IT 45 square trimless asymmetric

CRI >90 | DALI 1 ADDR. | 220-240 V | IP 40

SYS. POWER	COLOUR TEMP.	LUMINOUS FLUX	ORDER CODE
4 W	3000 K (CRI ≥ 80)	230 lm	0 6 3 - 0 4 2 2 5 A
11 W	3000 K	610 lm	0 6 3 - 0 4 2 3 5 A
9 W CWD	1800–3000 K	350 lm	0 6 3 - 0 4 2 3 E 3 A

LIGHT DISTRIBUTION

medium 23°

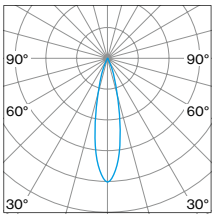

direct

flood 35°

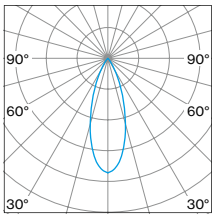

direct

asymmetric

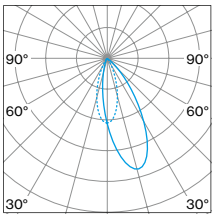

direct

Mounting accessories

TRIMLESS MOUNTING HOUSING
for installation in plasterboard ceilings 12/15/25 mm

TYPE	L-W-H (mm)	ORDER CODE
1 lamp	97·97·60	0 6 3 - 0 7 1 0 0 1 7

TRIMLESS MOUNTING HOUSING
for installation in plasterboard ceilings 12/15/25 mm

TYPE	L-W-H (mm)	ORDER CODE
2 lamps	188·97·60	0 6 3 - 0 7 2 0 0 1 7

TRIMLESS MOUNTING HOUSING
for installation in plasterboard ceilings 12/15/25 mm

TYPE	L-W-H (mm)	ORDER CODE
3 lamps	279·97·60	0 6 3 - 0 7 3 0 0 1 7

Inspiration

Private Residence
New York, USA

ARCHITECT
INNOCAD Architektur ZT
Graz, Austria

PRODUCT
MOVE IT 45 square trimless







Inspiration

Hotel Stoiser
Loipersdorf, Austria

ARCHITECT
DI Strohecker ZT
Loipersdorf, Austria

PRODUCT
MOVE IT 45 square trimless









MOVE IT 85
square
trimless

xal.com/move-it



Quickinfo

GENERAL
recessed trimless
IP 40

LED
COB LED module
up to 73 lm/W
3000 K
CRI ≥ 90
Binning initial ≤ 3 MacAdam

ESTIMATED LED LIFETIME
L80 / 50 000 h

OPTICAL
direct illumination
beam angle 48°

ELECTRICAL
non DIM, DIM DALI

PHYSICAL
aluminium
lacquered

Description

DE Quadratisches Strahlerelement aus Aluminium; Oberfläche schwarz lackiert; werkzeuglose Montage im Montageset durch Kugelschnappsystem; Einbau in unterschiedlichen Gehäusen möglich: wahlweise mit umlaufendem Rand oder Einbaugehäuse aus Gips (überstreichbar); für randlosen Einbau in Gipskartondecken; werkzeuglos höhenverstellbar: deckenbündig, 25 mm oder 48 mm herausragend; passive Kühlung der LEDs durch optimierte Kühlkörpergeometrie; energieeffiziente LEDs mit sehr guter Farbwiedergabe; Binning initial ≤ 3 MacAdam; lieferbar in der Lichtfarbe 3000 K; CRI ≥ 90; min. 80 % des Lichtstromes nach 50 000 h Lebensdauer gute Entblendung durch zurückversetzte Lichtpunktebene; inkl. hochwertiger Linsenoptik; präzise Abstrahlcharakteristik mit 48° Ausstrahlwinkel; Schutzart IP 40; SK II; optional nicht dimmbar

EN Square spotlight element in aluminium; surface lacquered in black; installation without tools in mounting set with ball catch system; installation possible in different housings: optionally with with trim or recessed housing made of plaster (paintable); for trimless installation in plasterboard ceilings; height adjustable without tools: flush with the ceiling, or extended 25 mm or 48 mm; passive cooling of LEDs with optimised heat sink geometry; energy-efficient LEDs with very good colour rendering; binning initial ≤ 3 MacAdam; available in the light colour 3000 K; CRI ≥ 90; min. 80 % of the luminous flux after 50 000 hours; good glare control through inset light point level; incl. high quality lens system; precise radiation characteristic with 48° beam; degree of protection IP 40; PC II; optional non-dimmable

Features



tool-free height adjustement



skimmed into plasterboard ceiling (trimless)

Standard configuration

COLOUR TEMPERATURE
3000 K

CONTROL
DIM DALI 3

MATERIAL COLOUR
black lacquered

LENS
flood 48°

Extended configuration

CONTROL
non DIM 1



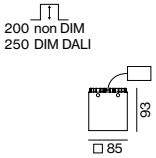

MOVE IT 85 square trimless

CRI >90 | DALI 1 ADDR. | 220-240V | IP40

SYSTEM POWER	COLOUR TEMP.	LUMINOUS FLUX	ORDER CODE
21 W	3000 K	1520 lm	0 6 3 - 0 3 3 0 5 ◆ 8 F

LIGHT DISTRIBUTION
flood 48°

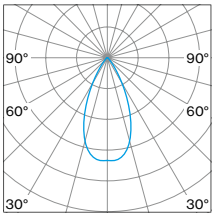

direct

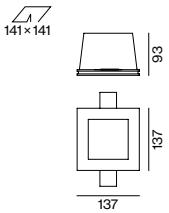

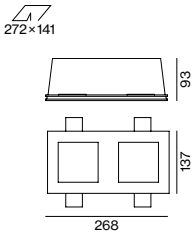

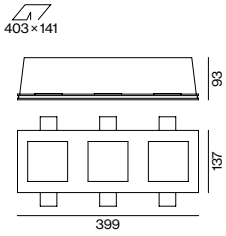

Mounting accessories

TRIMLESS MOUNTING HOUSING
for installation in plasterboard ceilings 12/15/25 mm

TYPE	L·W·H (mm)	ORDER CODE
1 lamp	137·137·93	0 6 3 - 0 7 1 1 0 1 7

TRIMLESS MOUNTING HOUSING
for installation in plasterboard ceilings 12/15/25 mm

TYPE	L·W·H (mm)	ORDER CODE
2 lamps	268·137·93	0 6 3 - 0 7 2 1 0 1 7

TRIMLESS MOUNTING HOUSING
for installation in plasterboard ceilings 12/15/25 mm

TYPE	L·W·H (mm)	ORDER CODE
3 lamps	399·137·93	0 6 3 - 0 7 3 1 0 1 7

Inspiration

Hotel Steirereck
Pogusch, Austria

ARCHITECT
Viereck Architekten ZT
Kindberg, Austria

PRODUCT
MOVE IT 85 square trimless





AURO FOCUS
trim / trimless

xal.com/auro-focus



reddot design award winner 2013

product design award 2014

Quickinfo

GENERAL

recessed (with trim / trimless)
IP 40

LED

COB LED module
up to 96 lm/W
2700 K, 3000 K
CRI ≥ 90
Binning initial ≤ 3 MacAdam

ESTIMATED LED LIFETIME

L80 / 50 000 h

OPTICAL

direct illumination
adjustable beam angle 15 °– 73°

ELECTRICAL

non DIM, DIM DALI

PHYSICAL

aluminium
powder-coated

Description

DE Rundes Strahlerelement aus Aluminiumdruckguss, optional mit umlaufendem Rand; geeignet für Deckenstärken von 5-25 mm; Oberfläche weiß pulverbeschichtet; passive Kühlung der LEDs durch optimierte Kühlkörpergeometrie; COB (Chip on Board) Technologie für höchste Effizienz; keine Bildung von Mehrfachschatten; energieeffiziente LEDs mit sehr guter Farbwiedergabe; Binning initial ≤ 3 MacAdam; lieferbar in den Lichtfarben 2700 K und 3000 K; CRI ≥ 90; min. 80 % des Lichtstromes nach 50 000 h Lebensdauer hochwertige plan-konvexe Glaslinse; 360° dreh- und 20° schwenkbar; variable Abstrahlcharakteristik mit 15°-73° mittels stufenlos fokusierbarer Linsentechnik; Schutzart IP 40; SK II; DALI-dimmbar

EN Round spotlight element of die-cast aluminium, optional with edge; suitable for ceiling thickness of 5-25 mm; surface white powder coated; passive cooling of LEDs with optimised heat sink geometry; COB (Chip on Board) technology for maximum efficiency; no multiple shadows; energy-efficient LEDs with very good colour rendering; binning initial ≤ 3 MacAdam; available in the light colours 2700 K and 3000 K; CRI ≥ 90; min. 80 % of the luminous flux after 50 000 hours; high quality plano-convex glass lens; 360° rotatable and 20° tiltable; variable radiation char-acteristics with 15°-73° due to continuously focusable lens technology; degree of protection IP 40; PC II; DALI dimmable

Features



adjustable beam angle 15 °– 73°



+/- 20° tiltable

Standard configuration

COLOUR TEMPERATURE
3000 K — 5

CONTROL
DIM DALI — 3

MATERIAL COLOUR
white

Extended configuration

COLOUR TEMPERATURE
2700 K — 4

Options on request

IP RATING
IP 44

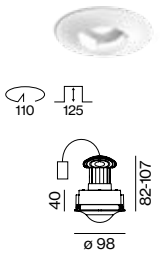

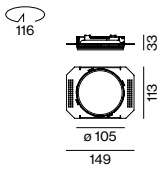

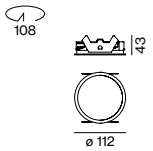

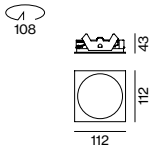



AURO FOCUS

355° 20° | CRI >90 | DALI 1 ADDR. | 220-240 V | IP 40

SYSTEM POWER	COLOUR TEMP.	LUMINOUS FLUX	ORDER CODE
14 W	2700 K	1020 lm	048-04237
	3000 K	1180 lm	

LIGHT DISTRIBUTION 3000 K

min. angle 15°

h (m)	E (lx)	ø (m)
1	6041	ø 0,27
2	1510	ø 0,54
3	671	ø 0,81
4	377	ø 1,08
5	241	ø 1,35

max. angle 73°

h (m)	E (lx)	ø (m)
1	984	ø 1,47
2	246	ø 2,95
3	109	ø 4,42
4	61	ø 5,89
5	39	ø 7,37

Mounting accessories

TRIMLESS MOUNTING SET
for installation in plasterboard ceilings 12/15/25 mm

TYPE	ORDER CODE
flush	052-192144 7

ROUND MOUNTING SET WITH TRIM
for intermediate ceilings 2–25 mm

TYPE	ORDER CODE
flush	052-192244 7

SQUARE MOUNTING SET WITH TRIM
for intermediate ceilings 2–25 mm

TYPE	ORDER CODE
flush	052-194241 7

CONCRETE MOUNTING HOUSING
for 13 W and 18 W

TYPE	L/Ø·W·H (mm)	ORDER CODE
exposed concrete ceilings	229·227·160	052-191341 0
primed concrete ceilings*	ø 240·400·130	052-191442 0

*order mounting set separately

Inspiration

Reception
Visualisation

PRODUCT
AURO FOCUS trim





ARGO
trim

xal.com/argo



reddot award 2014
best of the best

Quickinfo

GENERAL

recessed
IP 20

LED

COB LED module
up to 101 lm/W
3000 K, 4000 K
CRI ≥ 90
Binning initial ≤ 3 MacAdam

ESTIMATED LED LIFETIME

L80 / 50 000 h

OPTICAL

direct illumination
beam angle 14°, 25°, 41°
optical accessories

ELECTRICAL

non DIM, DIM DALI

PHYSICAL

aluminium
powder-coated

Description

DE Deckeneinbaustrahler aus Aluminiumdruckguss; 365° dreh- und 90° ausschwenkbar; Oberfläche weiß oder schwarz pulverbeschichtet; optische Aufsätze sind als Zubehör erhältlich; passive Kühlung der LEDs durch optimierte Kühlkörpergeometrie; COB (Chip on Board) Technologie für höchste Effizienz; keine Bildung von Mehrfachschatten; energieeffiziente LEDs mit sehr guter Farbwiedergabe; Binning initial ≤ 3 MacAdam; lieferbar in den Lichtfarben 3000 K und 4000 K; CRI ≥ 90; min. 80 % des Lichtstromes nach 50 000 h Lebensdauer hochwertiger Aluminiumreflektor mit sphärischer Facettenoptik; hochglänzend eloxiert; präzise Abstrahlcharakteristik mit drei verschiedenen Ausstrahlwinkeln; werkzeuglos einsetz- bzw. austauschbar; Schutzart IP 20; SK II; optional DALI-dimmbar

EN Recessed spotlight made of die-cast aluminium; 365° rotatable and 90° tiltable outward; surface powder coated in white or black; optical attachments available as accessories; passive cooling of LEDs with optimised heat sink geometry; COB (Chip on Board) technology for maximum efficiency; no multiple shadows; energy-efficient LEDs with very good colour rendering; binning initial ≤ 3 MacAdam; available in the light colours 3000 K and 4000 K; CRI ≥ 90; min. 80 % of the luminous flux after 50 000 hours; high quality aluminium reflector with spherical facet finish; high gloss anodised; precise radiation characteristic with three different beam angles; installed and exchanged without tools; degree of protection IP 20; PC II; optional DALI dimmable

Features



rotation adjustment
365°, tilt adjustm. 90°

ARGO track
page 704



Standard configuration

COLOUR TEMPERATURE
3000 K 5

COLOUR RENDERING INDEX
CRI ≥ 90

CONTROL
non DIM 1

MATERIAL COLOUR
white 7

7

REFLECTOR
flood 41° F

Extended configuration

COLOUR TEMPERATURE
4000 K 6

CONTROL
DIM DALI 3

MATERIAL COLOUR
black 8

8

+5 % surcharges

REFLECTOR
spot 14° S
medium 25° M

Options on request

SPECIAL COLOUR

vogue	CRI ≥ 90
gallery	CRI 98
gourmet	CRI ≥ 80
fresh meat & fish	CRI ≥ 80
pastry	CRI ≥ 80
brilliant white	CRI ≥ 90

REFLECTOR
wide flood 58°



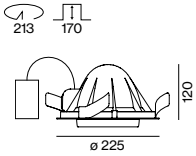

ARGO trim

365° 90° | CRI >90 | DALI 1 ADDR. | 220-240 V | IP20

SYSTEM POWER	COLOUR TEMP.	LUMINOUS FLUX	ORDER CODE
28 W	3000 K	2670 lm	0 5 3 - 8 1 0 0
	4000 K	2870 lm	
37 W	3000 K	3180 lm	0 5 3 - 8 1 0 1
	4000 K	3400 lm	

LIGHT DISTRIBUTION for 37 W, 3000 K

spot 14°

h (m)	E (lx)	ø (m)
1	28361	ø 0,24
2	7090	ø 0,49
3	3151	ø 0,73
4	1772	ø 0,97
5	1134	ø 1,21

medium 25°

h (m)	E (lx)	ø (m)
1	12890	ø 0,44
2	3222	ø 0,87
3	1432	ø 1,31
4	805	ø 1,75
5	515	ø 2,18

flood 41°

h (m)	E (lx)	ø (m)
1	5688	ø 0,74
2	1422	ø 1,48
3	632	ø 2,22
4	355	ø 2,96
5	227	ø 3,70

Optical accessories

LENSES AND HONEYCOMB LOUVER



TYPE	Ø·H (mm)	ORDER CODE
sculpture lens	105·3	0 0 6 - 9 2 2 3 7
flood lens clear	105·3	0 0 6 - 9 2 2 3 8
honeycomb louver	105·3	0 0 6 - 9 3 1 3 2

ANTI-GLARE ADAPTOR



TYPE	Ø·H (mm)	ORDER CODE
white 65°	106·65	0 0 5 - 0 7 1 0 7
black 65°	106·65	0 0 5 - 0 7 1 0 8
white	106·65	0 0 5 - 0 7 1 1 7
black	106·65	0 0 5 - 0 7 1 1 8

Inspiration

Fashion Store Leffers
Oldenburg, Germany

ARCHITECT
BLOCHER BLOCHER Partners
Stuttgart, Germany

LIGHTING DESIGN
VEDDER LICHTMANAGEMENT
Munich, Germany

PRODUCT
ARGO trim





SPADO 100 / 150
round / asymmetric trim

xal.com/spado



Quickinfo

GENERAL

recessed
IP 44
optional concrete install. housing

LED

Mid-power LED
up to 111 lm/W
3000 K, 4000 K, tunable white
CRI ≥ 80
Binning initial ≤ 3 MacAdam

ESTIMATED LED LIFETIME

L80 / 50 000 h

OPTICAL

direct illumination (UGR < 19)
asymmetric illumination

ELECTRICAL

non DIM, DIM DALI

PHYSICAL

aluminium
powder-coated

Description

DE Runder Leuchtenkörper aus Aluminiumdruckguss in 2 verschiedenen Durchmessern; mit umlaufendem Rand; geeignet für Deckenstärken von 2-25 mm; Oberfläche weiß pulverbeschichtet; werkzeuglose Montage mittels Schnappfederverschluss; Reflektor aus Polycarbonat, chrom poliert; wahlweise mit symmetrischer oder asymmetrischer Abstrahlcharakteristik; Leuchtenebene zurückversetzt; Version als bildschirmtaugliche Arbeitsplatzleuchte nach DIN EN 12464-1 (UGR < 19) verfügbar; passive Kühlung der LEDs durch optimierte Kühlkörpergeometrie; energieeffiziente LEDs mit sehr guter Farbwiedergabe; Binning initial ≤ 3 MacAdam; lieferbar in den Lichtfarben 3000 K und 4000 K, optional mit Tunable-White Bestückung (3000 – 4000 K); CRI ≥ 80; min. 80 % des Lichtstromes nach 50 000 h Lebensdauer Leuchte mit 2 Kabelöffnungen und Steckklemme für Durchgangsverdrahtung; Schutzart IP 44; SK II; Betriebsgerät geeignet für den Betrieb an einem Zentralbatterie-System; optional DALI-dimmbar

EN Round luminaire housing made of die-cast aluminium in 2 different diameters; with trim; suitable for ceiling thickness of 2-25 mm; surface white powder coated; installation without tools using snap spring closure; reflector made of polycarbonate, polished chrome; choice of symmetric or asymmetric radiation characteristic; also available as screen work capable luminaire as per DIN EN 12464-1 (UGR < 19); passive cooling of LEDs with optimised heat sink geometry; energy-efficient LEDs with very good colour rendering; binning initial ≤ 3 MacAdam; available in the light colours 3000 K and 4000 K, optionally with tunable-white diodes (3000 – 4000 K); CRI ≥ 80; min. 80 % of the luminous flux after 50 000 hours; luminaire with 2 cable openings and plug-in terminals for through wiring; degree of protection IP 44; PC II; operating device suitable for use with a central battery system; optional DALI dimmable

Features



glare-control UGR < 19 by cone-shaped



IP 44 (waterproof protection)



operating device suitable for through wiring

Standard configuration

COLOUR TEMPERATURE

3000 K	5

CONTROL

non DIM	1

MATERIAL COLOUR

white

Extended configuration

COLOUR TEMPERATURE

4000 K	6
tunable white 3000–4000 K	

CONTROL

DIM DALI	3

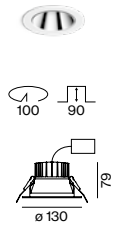

SPADO 100 round, trim

UGR < 19 | DALI 1 ADDR. | 220-240V | IP44

SYSTEM POWER	COLOUR TEMP.	LUMINOUS FLUX	ORDER CODE
9 W	3000 K	940 lm	049-3111 7O
	4000 K	1000 lm	

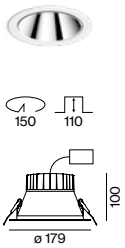

SPADO 150 round, trim

UGR < 19 | DALI 1 ADDR. | 220-240V | IP44

SYSTEM POWER	COLOUR TEMP.	LUMINOUS FLUX	ORDER CODE
19 W	3000 K	1900 lm	049-3121 7O
	4000 K	2020 lm	
10 W	3000–4000 K (2 DALI)	1020 lm	049-3121D37O

DALI 1 ADDR. | 220-240V | IP44

SYSTEM POWER	COLOUR TEMP.	LUMINOUS FLUX	ORDER CODE
28 W	3000 K	2840 lm	049-3123 7O
	4000 K	3020 lm	

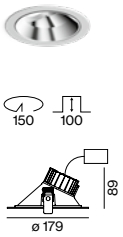

SPADO 150 round, trim, asymmetric

DALI 1 ADDR. | 220-240V | IP44

SYSTEM POWER	COLOUR TEMP.	LUMINOUS FLUX	ORDER CODE
9 W	3000 K	840 lm	049-3122 7A
	4000 K	890 lm	
5 W	3000–4000 K (2 DALI)	490 lm	049-3122D37A

LIGHT DISTRIBUTION

opal

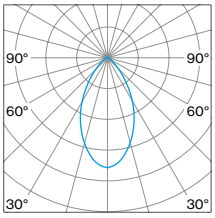

SPADO 100

opal

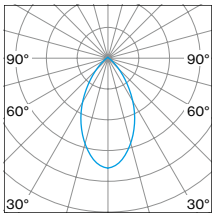

SPADO 150

asymmetric

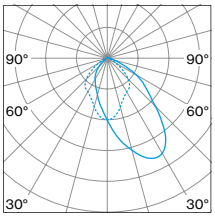

SPADO 150

Mounting accessories



EXPOSED CONCRETE CEILINGS

TYPE	L·W·H (mm)	ORDER CODE
SPADO 100 round	229·227·160	049-3191310
SPADO 150 round	295·295·160	049-3191210

PRIMED CONCRETE CEILINGS

TYPE	Ø·W·H (mm)	ORDER CODE
SPADO 100 round	ø240·400·130	052-1914420
SPADO 150 round	ø310·170	049-3191410

Inspiration

moovel group
Stuttgart, Germany

PRODUCT
SPADO 100 round

ARCHITECT
FURCH GESTALTUNG +
PRODUKTION GMBH
Stuttgart, Germany







SPADO 150
square
trim

xal.com/spado



Quickinfo

GENERAL

recessed
IP 44
optional concrete install. housing

LED

Mid-power LED
up to 109 lm/W
3000 K, 4000 K, tunable white
CRI ≥ 80
Binning initial ≤ 3 MacAdam

ESTIMATED LED LIFETIME

L80 / 50 000 h

OPTICAL

direct illumination (UGR < 19)

ELECTRICAL

non DIM, DIM DALI

PHYSICAL

aluminium
powder-coated

Description

DE Quadratischer Leuchtenkörper aus Aluminiumdruckguss; mit umlaufendem Rand; geeignet für Deckenstärken von 2-25 mm; Oberfläche weiß pulverbeschichtet; werkzeuglose Montage mittels Schnappfederverschluss; Reflektor aus Polycarbonat, chrom poliert; Leuchtenebene zurückversetzt; Version als bildschirmtaugliche Arbeitsplatzleuchte nach DIN EN 12464-1 (UGR < 19) verfügbar; passive Kühlung der LEDs durch optimierte Kühlkörpergeometrie; energieeffiziente LEDs mit sehr guter Farbwiedergabe; Binning initial ≤ 3 MacAdam; lieferbar in den Lichtfarben 3000 K und 4000 K, optional mit Tunable-White Bestückung (3000 – 4000 K); CRI ≥ 80; min. 80 % des Lichtstromes nach 50 000 h Lebensdauer Leuchte mit 2 Kabelöffnungen und Steckklemme für Durchgangsverdrahtung; Schutzart IP 44; SK II; Betriebsgerät geeignet für den Betrieb an einem Zentralbatterie-System; optional DALI-dimmbar

EN Square luminaire housing in die-cast aluminium; with trim; suitable for ceiling thickness of 2-25 mm; surface white powder coated; installation without tools using snap spring closure; reflector made of polycarbonate, polished chrome; lighting level recessed; also available as screen work capable luminaire as per DIN EN 12464-1 (UGR < 19); passive cooling of LEDs with optimised heat sink geometry; energy-efficient LEDs with very good colour rendering; binning initial ≤ 3 MacAdam; available in the light colours 3000 K and 4000 K, optionally with tunable-white diodes (3000 – 4000 K); CRI ≥ 80; min. 80 % of the luminous flux after 50 000 hours; luminaire with 2 cable openings and plug-in terminals for through wiring; degree of protection IP 44; PC II; operating device suitable for use with a central battery system; optional DALI dimmable

Features



glare-control UGR < 19 by pyramid-shaped



IP 44 (waterproof protection)



operating device suitable for through wiring

Standard configuration

COLOUR TEMPERATURE
3000 K 5

CONTROL
non DIM 1

MATERIAL COLOUR
white

Extended configuration

COLOUR TEMPERATURE
4000 K 6
tunable white 3000–4000 K

CONTROL
DIM DALI 3



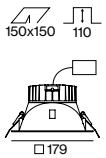

SPADO 150 square, trim

UGR	DALI	220-240V	IP44
< 19	1 ADDR.		

SYSTEM POWER	COLOUR TEMP.	LUMINOUS FLUX	ORDER CODE
19 W	3000 K	1920 lm	049-31511 7O
	4000 K	2050 lm	
10 W	3000–4000 K (2 DALI)	1040 lm	049-31511D37O

DALI	220-240V	IP44
1 ADDR.		

SYSTEM POWER	COLOUR TEMP.	LUMINOUS FLUX	ORDER CODE
28 W	3000 K	2890 lm	049-31522 7O
	4000 K	3070 lm	

LIGHT DISTRIBUTION

opal

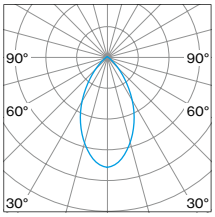

Mounting accessories



EXPOSED CONCRETE CEILINGS

TYPE	L·W·H (mm)	ORDER CODE
SPADO 150 square	400·260·160	049-31922 10



PRIMED CONCRETE CEILINGS

TYPE	Ø·W·H (mm)	ORDER CODE
SPADO 150 square	ø310·170	049-31914 10

Inspiration

Sparkasse
Rüsselsheim, Germany

ARCHITECT
Zaeska und partner Architekten BDA
Hessen, Germany

PRODUCT
SPADO 150 square trim





WALL MINI
wallwasher
trim / trimless

xal.com/wall-mini

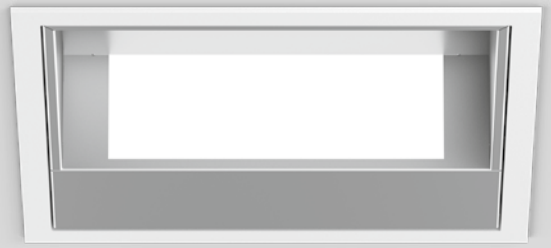

Quickinfo

GENERAL

recessed (with trim / trimless)
IP 40

LED

High-power LED
up to 73 lm/W
3000 K, 4000 K
CRI ≥ 80
Binning < 3-Step MacAdam

ESTIMATED LED LIFETIME

L70 / 50 000 h

OPTICAL

asymmetric illumination

ELECTRICAL

non DIM, DIM DALI

PHYSICAL

aluminium
powder-coated
low mounting depth

Description

DE Quadratischer Leuchtenkörper aus Aluminium; Wechseleinbaurahmen mit umlaufenden Rand (geeignet für Deckenstärken von 2-25 mm); oder für randlosen Einbau in Gipskartondecken (geeignet für Deckenstärken von 10-25 mm); spezielle Randausbildung mit Rillen für bessere Haftung der Spachtelmasse; Oberfläche weiß oder grau pulverbeschichtet; mit speziell berechnetem, asymmetrischem Reflektor für homogene vertikale Beleuchtungsstärken; Reflektor aus matt eloxiertem Reinaluminium, werkzeuglos einsetzbar; passive Kühlung der LEDs durch optimierte Kühlkörpergeometrie; energieeffiziente LEDs mit sehr guter Farbwiedergabe; Binning initial ≤ 3 MacAdam; lieferbar in den Lichtfarben 3000 K und 4000 K; CRI ≥ 80; min. 70 % des Lichtstromes nach 50 000 h Lebensdauer; Schutzart IP 40; SK II; optional DALI-dimmbar

EN Square aluminium luminaire housing; exchange mounting frame with with trim, suitable for ceiling thickness of 2-25 mm; or for trimless installation in plasterboard ceilings, suitable for ceiling thickness of 10-25 mm; special edge design with grooves for better adhesion of filler; surface powder coated in white or grey; with specially computed, asymmetrical reflector for homogeneous lighting intensity; reflector in matt anodised aluminium, installation without tools; passive cooling of LEDs with optimised heat sink geometry; energy-efficient LEDs with very good colour rendering; binning initial ≤ 3 MacAdam; available in the light colours 3000 K and 4000 K; CRI ≥ 80; min. 70 % of the luminous flux after 50 000 hours; degree of protection IP 40; PC II; optional DALI dimmable

Features



reversible mounting frame

Standard configuration

COLOUR TEMPERATURE
3000 K 5

CONTROL
non DIM 1

MATERIAL COLOUR
white 7

7

Extended configuration

COLOUR TEMPERATURE
4000 K 6

CONTROL
DIM DALI 3

MATERIAL COLOUR
grey 6

6

+5 % surcharges

Options on request

COLOUR RENDERING INDEX
CRI ≥ 90

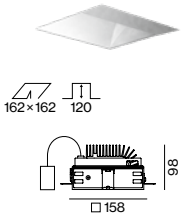

WALL MINI wallwasher, trimless

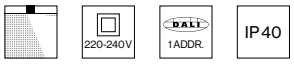

SYSTEM POWER	COLOUR TEMP.	LUMINOUS FLUX	ORDER CODE
22 W	3000 K	1520 lm	0 5 2 - 8 0 1 0 7
	4000 K	1620 lm	

changeable mounting frame for trimless installation or with trim

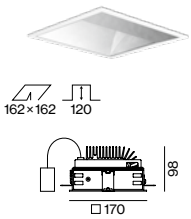

WALL MINI wallwasher, trim

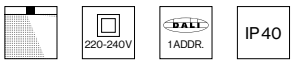

SYSTEM POWER	COLOUR TEMP.	LUMINOUS FLUX	ORDER CODE
22 W	3000 K	1520 lm	0 5 2 - 8 0 1 0
	4000 K	1620 lm	

changeable mounting frame for trimless installation or with trim

LIGHT DISTRIBUTION

asymmetric

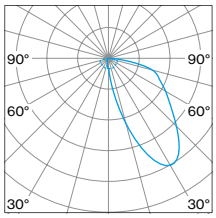

direct

Technical data

WALL MINI wallwasher, trim / trimless, 22 W, 3000 K

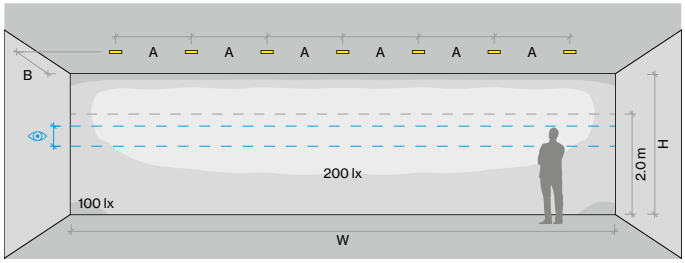

ROOM VALUES	
Wall dimensions	H = 2.8 m | W = 10.8 m
Distance to wall	B = 1.3 m
Distance between Spotlights	A = 1.5 m
Reflection factor	0.7 | 0.5 | 0.2
Maintenance factor	0.8

CALCULATION SURFACE	
Surface dimensions	10.8 × 2.8 m
Surface height	0 – 2.8 m
Eye level	1.35 m – 1.75 m

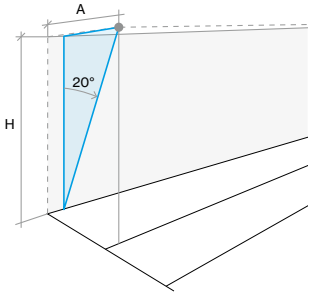

MOUNTING DISTANCE

H (mm)	A (mm)
2750	900
3000	1000
3500	1200

Inspiration

Office Center Pionierkaserne
Ingolstadt, Germany

PRODUCT
WALL MINI wallwasher trim

ARCHITECT
pbb Planung + Projektsteuerung GmbH
Ingolstadt, Germany







SQUADRO
wallwasher
trim

xal.com/squadro



Quickinfo

GENERAL

recessed with trim
IP 20, IP 40
quick installation

LED

COB LED module
up to 14240 lm
up to 117 lm/W
3000 K, 4000 K
CRI ≥ 80
Binning initial ≤ 3 MacAdam

ESTIMATED LED LIFETIME

L80 / 50000 h

OPTICAL

asymmetric illumination
PC/aluminium coated reflector
shelf/wall floor washer

ELECTRICAL

220–240 V
non DIM, DIM DALI

PHYSICAL

aluminium
powder-coated
white

Description

DE Deckeneinbaustrahler aus Aluminiumdruckguss in 2 Größen, in verschiedenen Varianten (2-flammig, 4-flammig bzw. 2 × 4-flammig) und mit 2 verschiedenen Lichtmodulen (für shelf floor washer und wall floor washer); mit umlaufendem Rand; Oberfläche weiß pulverbeschichtet; werkzeuglose Montage mittels Schnappfederverschluss; Gangzonenstrahler mit speziellen Multi-Freiformflächenreflektoren mit Facettenoptik zur äußerst präzisen Lichtlenkung; punktgenaue Regal- und Gangzonenausleuchtung, optimale Längsentblendung für hohen Sehkomfort in der Gangzone, einstellbare Lichtmodule mit Verriegelung; (+20° bis -15° schwenkbar, Variante double-sided output: maximaler Schwenkbereich für eine Seite einstellbar); Kühlkörper in Leuchtengeometrie für optimales Thermomanagement und passive Kühlung der LEDs integriert; COB (Chip on Board) Technologie für höchste Effizienz; energieeffiziente LEDs mit sehr guter Farbwiedergabe; Binning initial ≤ 3 MacAdam; lieferbar in den Lichtfarben 3000 K und 4000 K; CRI ≥ 80; min. 80 % des Lichtstromes nach 50 000 h Lebensdauer Schutzart IP 20; IP 40-Schutzglas als Zubehör erhältlich; SK II; optional DALI-dimmbar

EN Recessed ceiling spotlight in die cast aluminium in 2 sizes, in different types (2 lamps, 4 lamps or 2 × 4 lamps) and with 2 types of light modules (for shelf floor washer and wall floor washer); with trim; surface white powder coated; installation without tools using snap spring closure; aisle spotlight with special, multi-free-form, facet effect surface reflectors for high precision light control; precise shelf and aisle zone lighting, optimum longitudinal glare control for high viewing comfort in the aisle zone, adjustable light modules with interlock; (tiltable from +20° up to -15°, double-sided output variant: maximum swivel range adjustable for one side); heat sink integrated into luminaire geometry for optimum thermal management and passive cooling of LEDs; COB (Chip on Board) technology for maximum efficiency; energy-efficient LEDs with very good colour rendering; binning initial ≤ 3 MacAdam; available in the light colours 3000 K and 4000 K; CRI ≥ 80; min. 80 % of the luminous flux after 50 000 hours; degree of protection IP 20; IP 40 protection glass available as an accessory; PC II; optional DALI dimmable

Features



microfaceting



+20° up to -15° tiltable



adjustable light module

Standard configuration

COLOUR TEMPERATURE
3000 K — 5

CONTROL
non DIM — 1

MATERIAL COLOUR
white

REFLECTOR
shelf floor washer — S
wall floor washer — A
1x shelf / 1x wall floor washer* — B

*only for 2 × 4 lamps

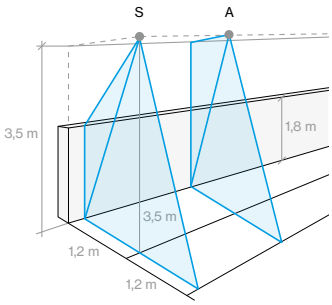

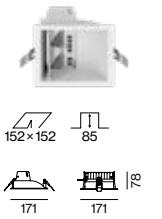

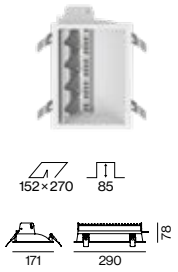

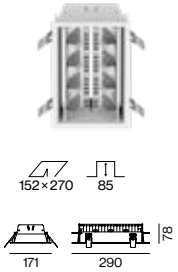

Extended configuration

COLOUR TEMPERATURE
4000 K — 6

CONTROL
DIM DALI — 3

SQUADRO 1 × 2 lamps, wallwasher, trim

SYSTEM POWER	COLOUR TEMP.	LUMINOUS FLUX	ORDER CODE
30 W	3000 K	3410 lm	049-2011 :: ◆ 7 ▲
	4000 K	3560 lm	

SQUADRO 1 × 4 lamps, wallwasher, trim

SYSTEM POWER	COLOUR TEMP.	LUMINOUS FLUX	ORDER CODE
61 W	3000 K	6830 lm	049-2031 :: ◆ 7 ▲
	4000 K	7120 lm	

SQUADRO 2 × 4 lamps, wallwasher, trim

SYSTEM POWER	COLOUR TEMP.	LUMINOUS FLUX	ORDER CODE
2 × 44 W	3000 K	2 × 5310 lm	049-2040 :: ◆ 7 ▲
	4000 K	2 × 5540 lm	
2 × 61 W	3000 K	2 × 6830 lm	049-2041 :: ◆ 7 ▲
	4000 K	2 × 7120 lm	

Optical accessories

IP 40 PROTECTION GLASS

TYPE	ORDER CODE
2 lamps / single-sided output	049-2910010
4 lamps / single-sided output	049-2930010
2 × 4 lamps / double-sided output	049-2940010

Technical data

SQUADRO 4 lamps, wall shelf washer, trim, 61W, 3000 K

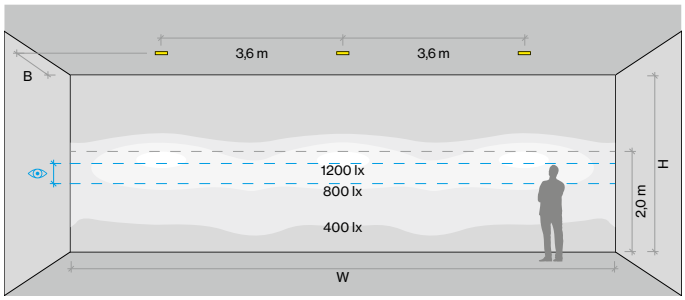

SQUADRO 4 lamps, wall floor washer, trim, 61W, 3000 K

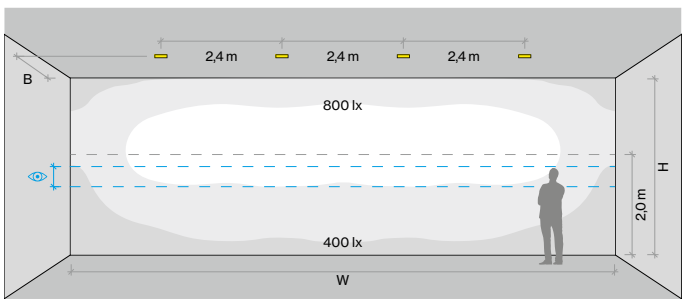

LIGHT DISTRIBUTION 4 LAMPS

shelf floor washer

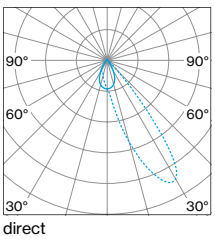

direct

wall floor washer

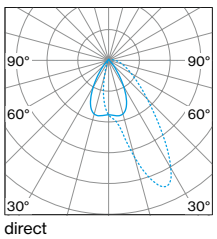

direct

LIGHT DISTRIBUTION 2 × 4 LAMPS

shelf floor washer

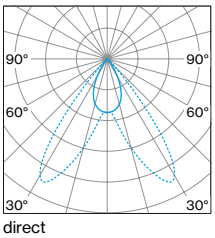

direct

wall floor washer

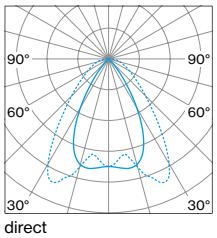

direct

1x shelf / 1x wall floor washer

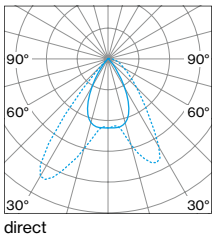

direct

ROOM VALUES		CALCULATION SURFACE	
Wall dimensions	H = 3.5 m | W = 10.8 m	Surface dimensions	10.8 × 3.5 m
Distance to wall	B = 1.3 m	Surface height	0 – 3.5 m
Aisle width	2.6 m		
Reflection factor	0.7 | 0.7 | 0.2	Eye level	1.35 m – 1.75 m
Maintenance factor	0.9		

Accessories Overview

		SNOOT ø54mm	**SNOOT** ø74mm	**SNOOT** ø119mm	**LENSES AND HONEYCOMB** ø54mm	**LENSES AND HONEYCOMB** ø74mm	**LENSES AND HONEYCOMB** ø119mm	**ANTI-GLARE ADAPTOR**	**LENSES AND HONEYCOMB** ø105mm
									
INVISIBLE 80 asymmetric		•			•				
INVISIBLE 100 asymmetric			•			•			
INVISIBLE 80 round		•			•				
INVISIBLE 100 round			•			•			
INVISIBLE 80 retro		•			•				
INVISIBLE 100 retro			•			•			
INVISIBLE 80 square		•			•				
INVISIBLE 100 square			•			•			
BUBBLE 80		•			•				
BUBBLE 100			•			•			
BUBBLE 150				•			•		
SASSO 80 flush **SASSO 80** offset		•			•				
SASSO 100 flush **SASSO 100** offset			•			•			
SASSO 150 flush **SASSO 150** offset				•			•		
KARO 80 trim **KARO 80** trimless		•			•				
KARO 100 trim **KARO 100** trimless			•			•			
KARO 150 trim **KARO 150** trimless				•			•		
ARGO								•	•

Order options

MATERIAL COLOUR	
silver-grey	G
white	7
black	8



SNOOT

TYPE	Ø·H (mm)	ORDER CODE
snoot	54·25	048-209111
snoot with honeycomb louver	54·25	048-209121



SNOOT

TYPE	Ø·H (mm)	ORDER CODE
snoot	74·25	048-219111
snoot with honeycomb louver	74·25	048-219121



SNOOT

TYPE	Ø·H (mm)	ORDER CODE
snoot	119·25	048-229111
snoot with honeycomb louver	119·25	048-229121



LENSES AND HONEYCOMB LOUVER

TYPE	Ø·H (mm)	ORDER CODE
honeycomb louver	54·11	048-209131
linear prismatic lens	54·11	048-209231



LENSES AND HONEYCOMB LOUVER

TYPE	Ø·H (mm)	ORDER CODE
honeycomb louver	74·11	048-219131
linear prismatic lens	74·11	048-219231



LENSES AND HONEYCOMB LOUVER

TYPE	Ø·H (mm)	ORDER CODE
honeycomb louver	119·11	048-229131
linear prismatic lens	119·11	048-229231



ANTI-GLARE ADAPTOR

TYPE	Ø·H (mm)	ORDER CODE
white 65°	106·65	005-07107
black 65°	106·65	005-07108
white	106·65	005-07117
black	106·65	005-07118



LENSES AND HONEYCOMB LOUVER

TYPE	Ø·H (mm)	ORDER CODE
sculpture lens	105·3	006-92237
flood lens clear	105·3	006-92238
honeycomb louver	105·3	006-93132

02



EINBAULEUCHTEN / WALLWASHER
RECESSED LUMINAIRES / WALLWASHER



SONO FLEX
trim

154



COMBO ROUND
trim

158 new



MENO ROUND
trimless

162



COMBO SQUARE
trim

168 new



MENO SQUARE
trimless

172

BUBBLE
trimless

176



TRAPEZ
trimless

182



LENO
trim

186 new



LENO
trimless

190 new

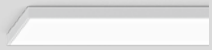

LENO
semi-recessed

194 new



LENO GRID
100 / 150

198 / 200 new



MINO X

202



BASO 40
trim

206 new

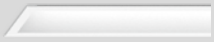

CANYON 60
trim offset

210



FRAME 60
trim

216



FRAME 100
trim

220

BASO 40
trimless

224 new

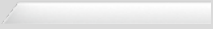

CANYON 60
trimless offset

226

MINIMAL 60
trimless

230

MINIMAL 100
trimless

234

SONO FLEX
trim

xal.com/sono



Quickinfo

GENERAL

recessed
IP 50
optional concrete install. housing

LED

Mid-power LED
up to 128 lm/W
3000 K, 4000 K
CRI ≥ 80
Binning initial ≤ 3 MacAdam

ESTIMATED LED LIFETIME

L80 / 50 000 h

OPTICAL

direct illumination
uniform illumination
PMMA cover opal

ELECTRICAL

non DIM, DIM DALI
DALI: CLO

PHYSICAL

aluminium
powder-coated
halogen-free cable

SONO FLEX
IP 54 trim
page 756



Description

DE Runde Einbauleuchte aus Aluminium, bestehend aus Leuchtenkörper (SONO) und Einbaugehäuse; Gehäuse mit umlaufendem Rand geeignet für den Einbau in Gipskartondecken; geeignet für Deckenstärken von 10-25 mm; Oberfläche weiß pulverbeschichtet; Leuchte wahlweise deckenbündig oder 25 mm hervorstehend werkzeuglos im Gehäuse einsetzbar; absolut homogen ausgeleuchtete, satinierte PMMA-Abdeckung; gleiche Leuchtdichte bei allen Flächenleuchten; energieeffiziente LEDs mit sehr guter Farbwiedergabe; Binning initial ≤ 3 MacAdam; lieferbar in den Lichtfarben 3000 K und 4000 K; CRI ≥ 80; min. 80 % des Lichtstromes nach 50 000 h Lebensdauer Leuchte mit 2 Kabelöffnungen und Steckklemme für Durchgangsverdrahtung; Schutzart IP 50; SK I; DALI-dimmbar mit CLO-Funktion; optional nicht dimmbar

EN Round recessed luminaire in aluminium, consisting of (SONO) light housing and recessed housing; housing with trim suitable for installation in plasterboard ceilings; suitable for ceiling thickness of 10-25 mm; surface white powder coated; luminaire installs in housing without tools optionally flush or protruding by 25 mm; completely homogeneously illuminated, satinised PMMA cover; same luminance for all flat luminaires; energy-efficient LEDs with very good colour rendering; binning initial ≤ 3 MacAdam; available in the light colours 3000 K and 4000 K; CRI ≥ 80; min. 80 % of the luminous flux after 50 000 hours; luminaire with 2 cable openings and plug-in terminals for through wiring; degree of protection IP 50; PC I; DALI dimmable with CLO function; optional non-dimmable

Features



tool-free installation of light engine



flexible flush or jut-out installation



IP 50 (dust and insect protection)



tunable white 3000–6000 K on request

Standard configuration

IP RATING
IP50

COLOUR TEMPERATURE
3000K 5

CONTROL
DIM DALI / CLO 3

MATERIAL COLOUR
white

LIGHT OPTIC COVER
opal

Extended configuration

COLOUR TEMPERATURE
4000K 6

CONTROL
non DIM 1

Options on request

COLOUR TEMPERATURE
tunable white 3000–6000K (2 DALI)

CONTROL
RCS Master
RCS Slave

EMERGENCY LIGHT
1h accupack
3h accupack

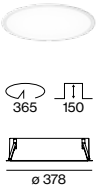

SONO FLEX 350 trim

SYSTEM POWER	COLOUR TEMP.	LUMINOUS FLUX	ORDER CODE
16W	3000K	1900lm	063-32387O
	4000K	2040lm	

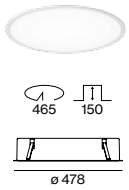

SONO FLEX 450 trim

SYSTEM POWER	COLOUR TEMP.	LUMINOUS FLUX	ORDER CODE
24W	3000K	2810lm	063-32487O
	4000K	2990lm	

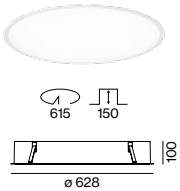

SONO FLEX 600 trim

SYSTEM POWER	COLOUR TEMP.	LUMINOUS FLUX	ORDER CODE
44W	3000K	5330lm	063-32587O
	4000K	5660lm	

LIGHT DISTRIBUTION
opal

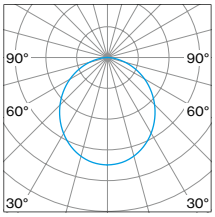

Accessories

CONCRETE INSTALLATION HOUSING

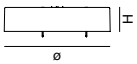

TYPE	Ø·H (mm)	ORDER CODE
SONO FLEX 350	350·107	063-22381000
SONO FLEX 450	450·107	063-22481000
SONO FLEX 600	600·107	063-22581000

Inspiration

Volksbank headquarters
Bolzano, Italy

ARCHITECT
Christrian Rübbert Architekt
Bolzano, Italy

INTERIOR DESIGN
INNOCAD Architektur ZT
Graz, Austria
bergundtal GmbH
Bruneck, Italy

LIGHTING DESIGN
lichtdesign GRATZEL
Innsbruck, Austria

PRODUCT
SONO FLEX trim





COMBO ROUND trim

xal.com/combo



Quickinfo

GENERAL

recessed
IP 20

LED

Mid-power LED
up to 138 lm/W
3000 K, 4000 K
CRI > 80
Binning < 3-Step MacAdam

ESTIMATED LED LIFETIME

L80 / 50 000 h

OPTICAL

direct illumination
PMMA cover opal
microprismatic (UGR < 19)

ELECTRICAL

non DIM, DIM DALI
DALI: CLO

PHYSICAL

aluminium
powder-coated
halogen-free cable

Description

DE Runder Leuchtenkörper aus Aluminium mit umlaufendem Rand; geeignet für den Einbau in Gipskartondecken; geeignet für Deckenstärken von 10-25 mm; Oberfläche weiß pulverbeschichtet; werkzeuglose mechanische Verbindung mittels Federverschluss; hochreflektierende Beschichtung für verbesserten Wirkungsgrad; absolut homogen ausgeleuchtete, satinierte oder mikroprismatische PMMA-Abdeckung; bildschirmtaugliche Arbeitsplatzleuchte nach DIN EN 12464-1 (UGR < 19); gleiche Leuchtdichte bei allen Flächenleuchten; energieeffiziente LEDs mit sehr guter Farbwiedergabe; Binning initial ≤ 3 MacAdam; lieferbar in den Lichtfarben 3000 K und 4000 K; CRI ≥ 80; min. 80 % des Lichtstromes nach 50 000 h Lebensdauer Leuchte mit 2 Kabelöffnungen und Steckklemme für Durchgangsverdrahtung; Schutzart IP 20; SK I; DALI-dimmbar mit CLO-Funktion; optional nicht dimmbar

EN Round luminaire housing in aluminium with trim; suitable for installation in plasterboard ceilings; suitable for ceiling thickness of 10-25 mm; surface white powder coated; mechanical connection without tools using spring closure; highly reflective coating for improved efficiency; completely homogeneously illuminated, satinised or microprismatic PMMA cover; workplace light suitable for VDUs according to DIN EN 12464-1 (UGR < 19); same luminance for all flat luminaires; energy-efficient LEDs with very good colour rendering; binning initial ≤ 3 MacAdam; available in the light colours 3000 K and 4000 K; CRI ≥ 80; min. 80 % of the luminous flux after 50 000 hours; luminaire with 2 cable openings and plug-in terminals for through wiring; degree of protection IP 20; PC I; DALI dimmable with CLO function; optional non-dimmable

Features



microprismatic
(UGR < 19)



tunable white 3000–
6000 K on request

Standard configuration

COLOUR TEMPERATURE
3000 K — 5

CONTROL
non DIM — 1

MATERIAL COLOUR
white

LIGHT OPTIC COVER
opal — O

Extended configuration

COLOUR TEMPERATURE
4000 K — 6

CONTROL
DIM DALI / CLO — 3

LIGHT OPTIC COVER
microprismatic (UGR < 19) — P

Options on request

COLOUR RENDERING INDEX
CRI ≥ 90

COLOUR TEMPERATURE
tunable white 3000–6000 K (2 DALI)

EMERGENCY LIGHT
1 h accupack
3 h accupack

ACCESSORY
concrete installation housing

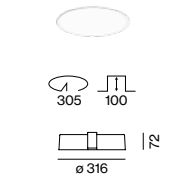

COMBO ROUND 300 trim

SYSTEM POWER	COLOUR TEMP.	LUMINOUS FLUX	ORDER CODE
12 W	3000 K	1300 lm	0 6 4 - 1 0 3 1 :: ◇ 7 □
	4000 K	1380 lm	

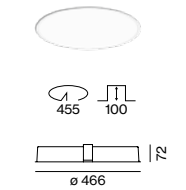

COMBO ROUND 450 trim

SYSTEM POWER	COLOUR TEMP.	LUMINOUS FLUX	ORDER CODE
16 W	3000 K	2070 lm	0 6 4 - 1 0 4 1 :: ◇ 7 □
	4000 K	2200 lm	

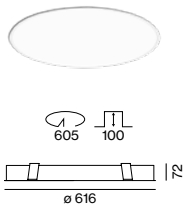

COMBO ROUND 600 trim

SYSTEM POWER	COLOUR TEMP.	LUMINOUS FLUX	ORDER CODE
31 W	3000 K	3970 lm	0 6 4 - 1 0 5 1 :: ◇ 7 □
	4000 K	4220 lm	

LIGHT DISTRIBUTION

opal

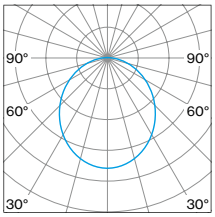

microprismatic

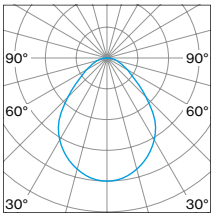

Inspiration

Dermatologic Clinic
Portugal

PRODUCT
COMBO ROUND trim

ARCHITECT
José Martinez Silva
Ateliercentral Arquitectos
Lisbon, Portugal

LIGHTING DESIGN
Lightlab and José Martinez Silva
Ateliercentral Arquitectos
Lisbon, Portugal











MENO ROUND trimless

xal.com/meno



Quickinfo

GENERAL

recessed
IP 20
optional concrete install. housing

LED

Mid-power LED
up to 134 lm/W
3000 K, 4000 K
CRI > 80
Binning < 3-Step MacAdam

ESTIMATED LED LIFETIME

L80 / 50 000 h

OPTICAL

direct illumination
PMMA cover opal
microprismatic (UGR < 19)

ELECTRICAL

non DIM, DIM DALI
DALI: CLO
emergency light 1 h / 3 h

PHYSICAL

aluminium
powder-coated
halogen-free cable

Description

DE Runder Leuchtenkörper aus Aluminium; für den randlosen Einbau in Gipskartondecken; spezielle Randausbildung mit Rillen für bessere Haftung der Spachtelmasse; für Deckenstärken von 10-25 mm; Oberfläche weiß pulverbeschichtet; bis ø450 mm Leuchtengehäuse für Deckeneinbau vorab lieferbar; Lichteinsatz bestehend aus Konvertereinheit und Platineneinheit; werkzeuglose mechanische Verbindung mittels Drehverschluss; elektrische Verbindung mittels verpolungssicherem Steckersystem; hochreflektierende Beschichtung für verbesserten Wirkungsgrad; absolut homogen ausgeleuchtete, satinierte oder mikroprismatische PMMA-Abdeckung; bildschirmtaugliche Arbeitsplatzleuchte nach DIN EN 12464-1 (UGR < 19); Abdeckung werkzeuglos abnehmbar für einfache Wartung; gleiche Leuchtdichte bei allen Flächenleuchten; energieeffiziente LEDs mit sehr guter Farbwiedergabe; Binning initial ≤ 3 MacAdam; lieferbar in den Lichtfarben 3000 K und 4000 K; CRI ≥ 80; min. 80 % des Lichtstromes nach 50 000 h Lebensdauer Leuchte mit 2 Kabelöffnungen und Steckklemme für Durchgangsverdrahtung; Schutzart IP 20; SK I; DALI-dimmbar mit CLO-Funktion; optional nicht dimmbar; optional mit LED Notlichtelement mit 1 h oder 3 h Akku und Selbsttest

EN Round luminaire housing in aluminium; for trimless installation in plasterboard ceilings; special edge design with grooves for better adhesion of filler; for ceiling thickness of 10-25 mm; surface white powder coated; up to ø450 mm: luminaire housing for ceiling installation available in advance; lighting insert consisting of converter unit and circuit board unit; mechanical connection without tools using twist closure; electrical connection by means of reverse polarity protected plug system; up highly reflective coating for improved efficiency; completely homogeneously illuminated, satinised or microprismatic PMMA cover; workplace light suitable for VDUs according to DIN EN 12464-1 (UGR < 19); cover removable without tools for easy maintenance; same luminance for all flat luminaires; energy-efficient LEDs with very good colour rendering; binning initial ≤ 3 MacAdam; available in the light colours 3000 K and 4000 K; CRI ≥ 80; min. 80 % of the luminous flux after 50 000 hours; luminaire with 2 cable openings and plug-in terminals for through wiring; degree of protection IP 20; PC I; DALI dimmable with CLO function; optional non-dimmable; optional with LED emergency light with 1 h or 3 h battery and self test

Features



skimmed into plasterboard ceiling (trimless)



microprismatic (UGR < 19)

Standard configuration

COLOUR TEMPERATURE

3000 K	5

CONTROL

DIM DALI / CLO	3

MATERIAL COLOUR

white

LIGHT OPTIC COVER

opal	O

Extended configuration

COLOUR TEMPERATURE

4000 K	6

CONTROL

non DIM	1

LIGHT OPTIC COVER

microprismatic (UGR < 19)	P

EMERGENCY LIGHT

1 h accupack	N L 1
3 h accupack	N L 3

Options on request

COLOUR RENDERING INDEX

CRI ≥ 90

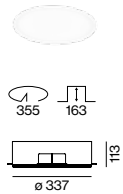

MENO ROUND 350 trimless

UGR < 19 · DALI 1 ADDR. · 220-240V · CB

SYSTEM POWER	COLOUR TEMP.	LUMINOUS FLUX	ORDER CODE
9 W	3000 K	1140 lm	0 6 3 - 2 2 3 6 7
	4000 K	1210 lm	

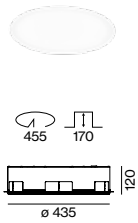

MENO ROUND 450 trimless

UGR < 19 · DALI 1 ADDR. · 220-240V · CB

SYSTEM POWER	COLOUR TEMP.	LUMINOUS FLUX	ORDER CODE
18 W	3000 K	2080 lm	0 6 3 - 2 2 4 6 7
	4000 K	2210 lm	

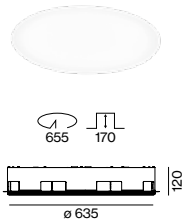

MENO ROUND 650 trimless

UGR < 19 · DALI 1 ADDR. · 220-240V · CB

SYSTEM POWER	COLOUR TEMP.	LUMINOUS FLUX	ORDER CODE
39 W	3000 K	4410 lm	0 6 3 - 2 2 6 6 7
	4000 K	4680 lm	

LIGHT DISTRIBUTION

opal

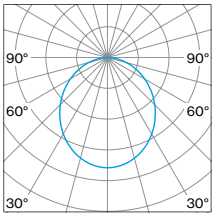

microprismatic

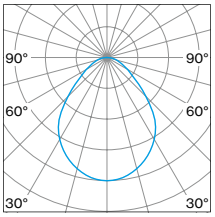

Accessories



INSTALLATION TEMPLATE

TYPE	ORDER CODE
MENO ROUND 450	0 1 8 - 6 9 0 4 5
MENO ROUND 650	0 1 8 - 6 9 0 6 5

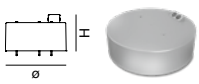

CONCRETE INSTALLATION HOUSING

TYPE	ø·H (mm)	ORDER CODE
MENO ROUND 350	358·160	0 1 8 - 6 9 0 1 6
MENO ROUND 450	462·166	0 1 8 - 6 9 0 1 7

Inspiration

Taschen Store
Berlin, Germany

ARCHITECT
SPIESS Interior Design
Dresden, Germany

LIGHTING DESIGN
Salvatore Licitra
Alberto Stampanoni
Milan, Italy

PRODUCT
MENO ROUND trimless






SEBASTIÃO SALGADO
LINDA PERRY
UDO KIER
ELLEN VON UNWERTH
TADAO ANDO
WRIGHT



Inspiration

Rowing Club Naturarena Rotsee
Luzern, Switzerland

ARCHITECT
Architekten ETH BSA SIA
Zurich, Switzerland

LIGHTING DESIGN
B+S Elektro Engineering
Emmenbrücke, Switzerland

PRODUCT
MENO ROUND trimless









COMBO SQUARE
trim

xal.com/combo



Quickinfo

GENERAL

recessed
IP 20

LED

Mid-power LED
up to 122 lm/W
3000 K, 4000 K
CRI ≥ 80
Binning initial ≤ 3 MacAdam

ESTIMATED LED LIFETIME

L80 / 50 000 h

OPTICAL

direct illumination
PMMA cover opal
microprismatic (UGR < 19)

ELECTRICAL

non DIM, DIM DALI
DALI: CLO
emergency light 1 h / 3 h

PHYSICAL

aluminium
powder-coated
halogen-free cable

Description

DE Quadratischer Leuchtenkörper aus Aluminium mit umlaufendem Rand; geeignet für den Einbau in Gipskartondecken; geeignet für Deckenstärken von 10-25 mm; Oberfläche weiß pulverbeschichtet; Leuchtengehäuse für Deckeneinbau vorab lieferbar; Lichteinsatz bestehend aus Konvertereinheit und Platineneinheit; werkzeuglose mechanische Verbindung mittels Drehverschluss; elektrische Verbindung mittels verpolungssicherem Steckersystem; hochreflektierende Beschichtung für verbesserten Wirkungsgrad; absolut homogen ausgeleuchtete, satinierte oder mikroprismatische PMMA-Abdeckung; bildschirmtaugliche Arbeitsplatzleuchte nach DIN EN 12464-1 (UGR < 19); Abdeckung werkzeuglos abnehmbar für einfache Wartung; gleiche Leuchtdichte bei allen Flächenleuchten; energieeffiziente LEDs mit sehr guter Farbwiedergabe; Binning initial ≤ 3 MacAdam; lieferbar in den Lichtfarben 3000 K und 4000 K; CRI ≥ 80; min. 80 % des Lichtstromes nach 50 000 h Lebensdauer Leuchte mit 2 Kabelöffnungen und Steckklemme für Durchgangsverdrahtung; Schutzart IP 20; SK I; DALI-dimmbar mit CLO-Funktion; optional nicht dimmbar

EN Square aluminium luminaire housing with trim; suitable for installation in plasterboard ceilings; suitable for ceiling thickness of 10-25 mm; surface white powder coated; luminaire housing for ceiling installation available in advance; lighting insert consisting of converter unit and circuit board unit; mechanical connection without tools using twist closure; electrical connection by means of reverse polarity protected plug system; highly reflective coating for improved efficiency; completely homogeneously illuminated, satinised or microprismatic PMMA cover; workplace light suitable for VDUs according to DIN EN 12464-1 (UGR < 19); cover removable without tools for easy maintenance; same luminance for all flat luminaires; energy-efficient LEDs with very good colour rendering; binning initial ≤ 3 MacAdam; available in the light colours 3000 K and 4000 K; CRI ≥ 80; min. 80 % of the luminous flux after 50 000 hours; luminaire with 2 cable openings and plug-in terminals for through wiring; degree of protection IP 20; PC I; DALI dimmable with CLO function; optional non-dimmable

Features



microprismatic
(UGR < 19)

Standard configuration

COLOUR TEMPERATURE
3000 K — 5

CONTROL
non DIM — 1

MATERIAL COLOUR
white

LIGHT OPTIC COVER
opal — O

Extended configuration

COLOUR TEMPERATURE
4000 K — 6

CONTROL
DIM DALI / CLO — 3

LIGHT OPTIC COVER
microprismatic (UGR < 19) — P

Options on request

COLOUR RENDERING INDEX
CRI ≥ 90

EMERGENCY LIGHT
1 h accupack
3 h accupack

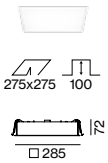

COMBO SQUARE 250 trim

UGR < 19 · DALI 1 ADDR. · 220-240V

SYSTEM POWER	COLOUR TEMP.	LUMINOUS FLUX	ORDER CODE
8 W	3000 K	810 lm	0 6 4 - 1 2 3 1 :: ◇ 7 □
	4000 K	860 lm	

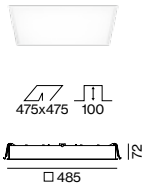

COMBO SQUARE 450 trim

UGR < 19 · DALI 1 ADDR. · 220-240V

SYSTEM POWER	COLOUR TEMP.	LUMINOUS FLUX	ORDER CODE
24 W	3000 K	2710 lm	0 6 4 - 1 2 4 1 :: ◇ 7 □
	4000 K	2880 lm	

LIGHT DISTRIBUTION

opal

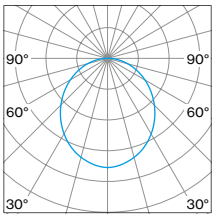

microprismatic

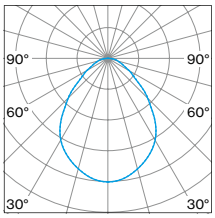

Inspiration

Erzherzog Johann Weine
Ehrenhausen, Austria

ARCHITECT
DI Johann Oster
St. Georgen/Stiefing, Austria

LIGHTING DESIGN
TB Petar GmbH
Gleinstätten, Austria

PRODUCT
COMBO SQUARE trim





MENO SQUARE trimless

xal.com/meno



Quickinfo

GENERAL

recessed
IP 20
plasterboard ceilings only

LED

Mid-power LED
up to 122 lm/W
3000 K, 4000 K
CRI ≥ 80
Binning initial ≤ 3 MacAdam

ESTIMATED LED LIFETIME

L80 / 50 000 h

OPTICAL

direct illumination
PMMA cover opal
microprismatic (UGR < 19)

ELECTRICAL

non DIM, DIM DALI
DALI: CLO
emergency light 1 h / 3 h

PHYSICAL

aluminium
powder-coated
halogen-free cable

Description

DE Quadratischer Leuchtenkörper aus Aluminium; für den randlosen Einbau in Gipskartondecken; spezielle Randausbildung mit Rillen für bessere Haftung der Spachtelmasse; für Deckenstärken von 10-25 mm; Oberfläche weiß pulverbeschichtet; Leuchtengehäuse für Deckeneinbau vorab lieferbar; Lichteinsatz bestehend aus Konvertereinheit und Platineneinheit; werkzeuglose mechanische Verbindung mittels Drehverschluss; elektrische Verbindung mittels verpolungssicherem Steckersystem; hochreflektierende Beschichtung für verbesserten Wirkungsgrad; absolut homogen ausgeleuchtete, satinierte oder mikroprismatische PMMA-Abdeckung; bildschirmtaugliche Arbeitsplatzleuchte nach DIN EN 12464-1 (UGR < 19); Abdeckung werkzeuglos abnehmbar für einfache Wartung; gleiche Leuchtdichte bei allen Flächenleuchten; energieeffiziente LEDs mit sehr guter Farbwiedergabe; Binning initial ≤ 3 MacAdam; lieferbar in den Lichtfarben 3000 K und 4000 K; CRI ≥ 80; min. 80 % des Lichtstromes nach 50 000 h Lebensdauer Leuchte mit 2 Kabelöffnungen und Steckklemme für Durchgangsverdrahtung; Schutzart IP 20; SK I; DALI-dimmbar mit CLO-Funktion; optional nicht dimmbar; optional mit LED Notlichtelement mit 1 h oder 3 h Akku und Selbsttest

EN Square aluminium luminaire housing; for trimless installation in plasterboard ceilings; specially designed trim (grooves) for better adhesion of smoothing compound; for ceiling thickness of 10-25 mm; surface white powder coated; luminaire housing for ceiling installation available in advance; lighting insert consisting of converter unit and circuit board unit; mechanical connection without tools using twist closure; electrical connection by means of reverse polarity protected plug system; highly reflective coating for improved efficiency; completely homogeneously illuminated, satinised or microprismatic PMMA cover; workplace light suitable for VDUs according to DIN EN 12464-1 (UGR < 19); cover removable without tools for easy maintenance; same luminance for all flat luminaires; energy-efficient LEDs with very good colour rendering; binning initial ≤ 3 MacAdam; available in the light colours 3000 K and 4000 K; CRI ≥ 80; min. 80 % of the luminous flux after 50 000 hours; luminaire with 2 cable openings and plug-in terminals for through wiring; degree of protection IP 20; PC I; DALI dimmable with CLO function; optional non-dimmable; optional with LED emergency light with 1 h or 3 h battery and self test

Features



skimmed into plasterboard ceiling (trimless)



microprismatic (UGR < 19)

Standard configuration

COLOUR TEMPERATURE
3000 K — 5

CONTROL
DIM DALI / CLO — 3

MATERIAL COLOUR
white

LIGHT OPTIC COVER
opal — O

Extended configuration

COLOUR TEMPERATURE
4000 K — 6

CONTROL
non DIM — 1

LIGHT OPTIC COVER
microprismatic (UGR < 19) — P

EMERGENCY LIGHT
1 h accupack — N L 1
3 h accupack — N L 3

Options on request

COLOUR RENDERING INDEX
CRI ≥ 90

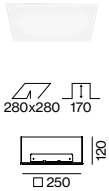

MENO SQUARE 250 trimless

UGR < 19 | DALI 1 ADDR. | 220-240 V

SYSTEM POWER	COLOUR TEMP.	LUMINOUS FLUX	ORDER CODE
8 W	3000 K	810 lm	0 6 3 - 2 5 2 6 :: ◇ 7 □
	4000 K	860 lm	

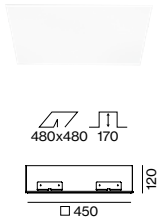

MENO SQUARE 450 trimless

UGR < 19 | DALI 1 ADDR. | 220-240 V

SYSTEM POWER	COLOUR TEMP.	LUMINOUS FLUX	ORDER CODE
24 W	3000 K	2710 lm	0 6 3 - 2 5 4 6 :: ◇ 7 □ ●
	4000 K	2880 lm	

LIGHT DISTRIBUTION

opal

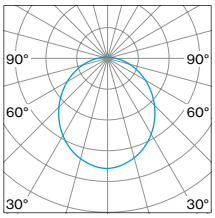

microprismatic

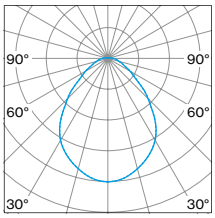

Inspiration

Best Friends Cafe
Athens, Greece

ARCHITECT
Blossom
Athens, Greece

LIGHTING DESIGN
HALO
Athens, Greece

PRODUCT
MENO SQUARE trimless





BUBBLE
trimless

xal.com/bubble



Quickinfo

GENERAL

recessed
IP 20
plasterboard ceilings only

LED

Mid-power LED
up to 116 lm/W
3000 K, 4000 K
CRI ≥ 80
Binning initial ≤ 3 MacAdam

ESTIMATED LED LIFETIME

L80 / 50 000 h

OPTICAL

direct illumination
uniform illumination
offset PMMA cover opal

ELECTRICAL

non DIM, DIM DALI
DALI: CLO

PHYSICAL

gypsum housing
luminaire housing aluminium
halogen-free cable

BUBBLE
trimless
spotlight
page 88



Description

DE Hyperbolisch geformtes Einbaugehäuse aus Gips (übermalbar) mit aufgesetztem Leuchtenkörper aus Aluminium; geeignet für randlosen Einbau in Gipskartondecken in den Stärken 12.5, 15 oder 25 mm; Bubblegehäuse und Leuchtengehäuse für Deckeneinbau vorab lieferbar; Lichteinsatz bestehend aus Konvertereinheit und Platineneinheit; werkzeuglose mechanische Verbindung mittels Drehverschluss; elektrische Verbindung mittels verpolungssicherem Steckersystem; hochreflektierende Beschichtung für verbesserten Wirkungsgrad; absolut homogen ausgeleuchtete, satinierte PMMA-Abdeckung, werkzeuglos abnehmbar für einfache Wartung; gleiche Leuchtdichte bei allen Flächenleuchten; energieeffiziente LEDs mit sehr guter Farbwiedergabe; Binning initial ≤ 3 MacAdam; lieferbar in den Lichtfarben 3000 K und 4000 K; CRI ≥ 80; min. 80 % des Lichtstromes nach 50 000 h Lebensdauer Leuchte mit 2 Kabelöffnungen und Steckklemme für Durchgangsverdrahtung; Schutzart IP 20; SK I; DALI-dimmbar mit CLO-Funktion; optional nicht dimmbar

EN Hyperbolic shaped, square recessed housing made of plaster (paintable) with mounted aluminium luminaire housing; suitable for trimless installation in plasterboard ceilings with thickness of 12.5, 15 or 25 mm; Bubble and luminaire housing for recessed mounting available in advance; lighting insert consisting of converter unit and circuit board unit; mechanical connection without tools using twist closure; electrical connection by means of reverse polarity protected plug system; highly reflective coating for improved efficiency; completely homogeneously illuminated, satinised PMMA cover, removable without tools for easy maintenance; same luminance for all flat luminaires; energy-efficient LEDs with very good colour rendering; binning initial ≤ 3 MacAdam; available in the light colours 3000 K and 4000 K; CRI ≥ 80; min. 80 % of the luminous flux after 50 000 hours; luminaire with 2 cable openings and plug-in terminals for through wiring; degree of protection IP 20; PC I; DALI dimmable with CLO function; optional non-dimmable

Features



skimmed into plasterboard ceiling (trimless)

Standard configuration

COLOUR TEMPERATURE 5
3000 K

CONTROL 3
DIM DALI / CLO

MATERIAL COLOUR
white

LIGHT OPTIC COVER
opal

Extended configuration

COLOUR TEMPERATURE 6
4000 K

CONTROL 1
non DIM

Options on request

COLOUR RENDERING INDEX
CRI ≥ 90

EMERGENCY LIGHT
1 h accupack
3 h accupack

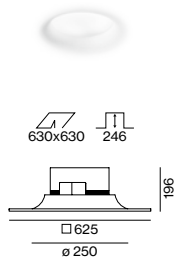

BUBBLE 250 trimless

DALI 1ADDR. 220-240V

SYSTEM POWER	COLOUR TEMP.	LUMINOUS FLUX	ORDER CODE
9 W	3000 K	940 lm	0 6 3 - 9 1 2 6 :: ⇕ 7 O
	4000 K	1000 lm	

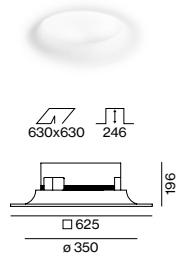

BUBBLE 350 trimless

DALI 1ADDR. 220-240V

SYSTEM POWER	COLOUR TEMP.	LUMINOUS FLUX	ORDER CODE
19 W	3000 K	1990 lm	0 6 3 - 9 1 3 6 :: ⇕ 7 O
	4000 K	2120 lm	

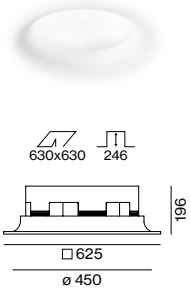

BUBBLE 450 trimless

DALI 1ADDR. 220-240V

SYSTEM POWER	COLOUR TEMP.	LUMINOUS FLUX	ORDER CODE
27 W	3000 K	2980 lm	0 6 3 - 9 1 4 6 :: ⇕ 7 O
	4000 K	3160 lm	

LIGHT DISTRIBUTION
opal

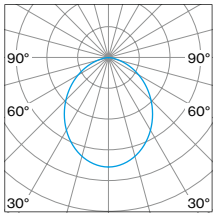

Inspiration

SCOPE architekten
Stuttgart, Germany

ARCHITECT
SCOPE architekten
Stuttgart, Germany

PRODUCT
BUBBLE trimless
customised




HALLO,
WIR SIND
SCOPE

Inspiration

Sparkasse
Dachau, Germany

PRODUCT
BUBBLE trimless
TASK suspended

ARCHITECT
G.H.K Architekten
Dachau, Germany









TRAPEZ
trimless

xal.com/trapez



DESIGN AWARD 2015

Quickinfo

GENERAL
recessed
IP 20
plasterboard ceilings only

LED
Mid-power LED
up to 77 lm/W
3000 K, 4000 K
CRI ≥ 80
Binning initial ≤ 3 MacAdam

ESTIMATED LED LIFETIME
L80 / 50 000 h

OPTICAL
direct illumination
uniform illumination
offset PMMA cover opal

ELECTRICAL
DIM DALI
DALI: CLO

PHYSICAL
gypsum housing
halogen-free cable

Description

DE Polygoner Leuchtenkörper aus Gips (übermalbar) für randlosen Einbau in Gipskartondecken; geeignet für Deckenstärken 12,5/15 mm; Leuchtengehäuse für Deckeneinbau vorab lieferbar; Leuchte bestehend aus Leuchtenkörper und Einbaugehäuse; werkzeuglose mechanische Verbindung mittels Schnappverschluss; elektrische Verbindung mittels verpolungssicherem Steckersystem; hochreflektierende Beschichtung für verbesserten Wirkungsgrad; absolut homogen ausgeleuchtete, satinierte PMMA-Abdeckung, werkzeuglos abnehmbar für einfache Wartung; gleiche Leuchtdichte bei allen Flächenleuchten; energieeffiziente LEDs mit sehr guter Farbwiedergabe; Binning initial ≤ 3 MacAdam; lieferbar in den Lichtfarben 3000 K und 4000 K; CRI ≥ 80; min. 80 % des Lichtstromes nach 50 000 h Lebensdauer Leuchte mit 2 Kabelöffnungen und Steckklemme für Durchgangsverdrahtung; Schutzart IP 20; SK I; DALI-dimmbar mit CLO-Funktion

EN Polygon shaped, square luminaire housing in plaster (paintable) for trimless installation in plasterboard ceilings; suitable for ceiling thickness of 12.5/15 mm; luminaire housing for ceiling installation available in advance; luminaire consisting of light housing and recessed housing; mechanical connection without tools using snap closure; electrical connection by means of reverse polarity protected plug system; highly reflective coating for improved efficiency; completely homogeneously illuminated, satinised PMMA cover, removable without tools for easy maintenance; same luminance for all flat luminaires; energy-efficient LEDs with very good colour rendering; binning initial ≤ 3 MacAdam; available in the light colours 3000 K and 4000 K; CRI ≥ 80; min. 80 % of the luminous flux after 50 000 hours; luminaire with 2 cable openings and plug-in terminals for through wiring; degree of protection IP 20; PC I; DALI dimmable with CLO function

Features



skimmed into plasterboard ceiling (trimless)



tool-free mounting of light engine

Standard configuration

COLOUR TEMPERATURE
3000 K — 5

CONTROL
DIM DALI / CLO

MATERIAL COLOUR
white

LIGHT OPTIC COVER
opal

Extended configuration

COLOUR TEMPERATURE
4000 K — 6

Options on request

COLOUR RENDERING INDEX
CRI ≥ 90

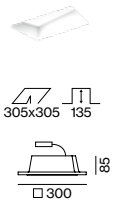

TRAPEZ 200 trimless

1ADDR. 220-240V

SYSTEM POWER	COLOUR TEMP.	LUMINOUS FLUX	ORDER CODE
14 W	3000 K	1000 lm	063-93263 7 0
	4000 K	1060 lm	

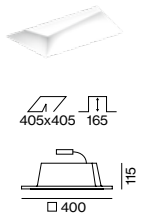

TRAPEZ 300 trimless

1ADDR. 220-240V

SYSTEM POWER	COLOUR TEMP.	LUMINOUS FLUX	ORDER CODE
21 W	3000 K	1550 lm	063-93363 7 0
	4000 K	1650 lm	

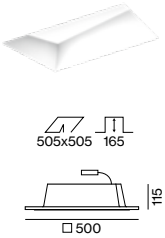

TRAPEZ 400 trimless

1ADDR. 220-240V

SYSTEM POWER	COLOUR TEMP.	LUMINOUS FLUX	ORDER CODE
42 W	3000 K	3040 lm	063-93463 7 0
	4000 K	3230 lm	

LIGHT DISTRIBUTION
opal

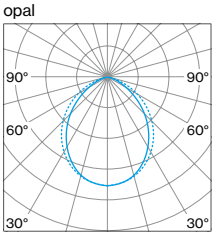

Accessories



VACUUM CUP

TYPE	ORDER CODE
vacuum cup	086-30000

DISMOUNTING TOOL

TYPE	ORDER CODE
dismounting tool	063-9300010

Inspiration

moovel group
Stuttgart, Germany

ARCHITECT
FURCH GESTALTUNG +
PRODUKTION GMBH
Stuttgart, Germany

PRODUCT
TRAPEZ trimless





LENO
trim

xal.com/leno

GOOD DESIGN

Quickinfo

GENERAL

recessed with trim
ceiling thickness 12,5 mm
↧ IP 40 / ↥ IP 20
quick installation

LED

Mid-power LED
up to 2007 lm/m
up to 126 lm/W
3000 K, 4000 K
CRI ≥ 80
Binning initial ≤ 3 MacAdam

ESTIMATED LED LIFETIME

L80 / 50 000 h

OPTICAL

direct light 100 %
HPO PMMA cover opal
microprismatic (UGR < 19)

ELECTRICAL

220–240 V
non DIM, DIM DALI

PHYSICAL

aluminium
powder-coated

LENO
trim system
page 127



Description

DE Extrem flacher Einbaukanal mit 14 mm Höhe; geeignet für den Einbau in 12,5 mm Decken, mit umlaufendem Rand; geeignet für die Wand- oder Deckenmontage; Oberfläche weiß pulverbeschichtet; einfache Montage ohne Schneiden der Unterkonstruktion; absturzgesicherter Lichteinsatz aus stranggepresstem Aluminiumprofil werkzeuglos mittels Magnethalter in Kanal einsetzbar; seitlich eingekoppeltes Licht durch LGP-Body (Light-Guiding-Prism) und hocheffizientem Reflektor nach unten gelenkt; homogen ausgeleuchtete, satinierte oder mikroprismatische Abdeckung aus PMMA; bildschirmtaugliche Arbeitsplatzleuchte nach DIN EN 12464-1 (UGR < 19); energieeffiziente LEDs mit sehr guter Farbwiedergabe; Binning initial ≤ 3 MacAdam; lieferbar in den Lichtfarben 3000 K und 4000 K; CRI ≥ 80; min. 80 % des Lichtstromes nach 50 000 h Lebensdauer Schutzart IP 40 unten (oben IP 20); SK II; inkl. externem Konverter für Deckeneinwurf; optional nicht dimmbar

EN Low profile recessed channel, height 14 mm; suitable for installation in 12.5 mm ceilings, with trim; suitable for wall or ceiling mounting; surface white powder coated; easy mounting without need to cut the substructure; fall-safe light insert made of extruded aluminium profile, can be inserted in the canal without tools by magnetic holders; side coupled light, directed downwards by LGP body (Light Guiding Prism) and highly efficient reflector; homogeneously illuminated, satinised or microprismatic PMMA cover; workplace light suitable for VDUs according to DIN EN 12464-1 (UGR < 19); energy-efficient LEDs with very good colour rendering; binning initial ≤ 3 MacAdam; available in the light colours 3000 K and 4000 K; CRI ≥ 80; min. 80 % of the luminous flux after 50 000 hours; degree of protection from below IP 40 (from above IP 20); PC II; incl. external converter for ceiling insertion; optional non-dimmable

Features



flat inset (11 mm)
UGR < 19

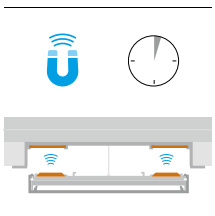

magnetic holders for tool-free mounting

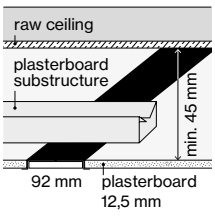

plasterboard installation

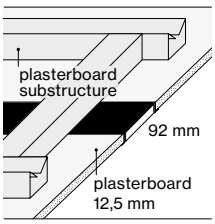

alternative installation

Standard configuration

COLOUR TEMPERATURE 5
3000 K

CONTROL 3
DIM DALI

MATERIAL COLOUR
white

LIGHT OPTIC COVER
opal high performance

Extended configuration

COLOUR TEMPERATURE 6
4000 K

CONTROL 1
non DIM

LIGHT OPTIC COVER
microprismatic (UGR < 19)

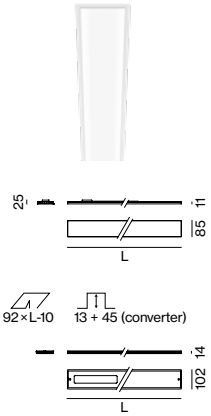

LENO trim, opal high performance

INSET + CHANNEL TRIM

DALI 1ADDR. | 220-240V | IP20 IP40 | pending | CB pending

SYS. POWER	COLOUR TEMP.	LUM. FLUX	L (mm)	ORDER CODE
11 W	3000 K	1150 lm	629	0 5 1 - 8 4 1 2 :: ◆ 7 H
	4000 K	1220 lm		
19 W	3000 K	2300 lm	1237	0 5 1 - 8 4 1 4 :: ◆ 7 H
	4000 K	2450 lm		
29 W	3000 K	3450 lm	1846	0 5 1 - 8 4 1 6 :: ◆ 7 H
	4000 K	3670 lm		
39 W	3000 K	4600 lm	2454	0 5 1 - 8 4 1 8 :: ◆ 7 H
	4000 K	4890 lm		

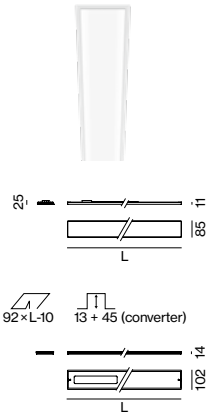

LENO trim, microprismatic

INSET + CHANNEL TRIM

UGR < 19 | DALI 1ADDR. | 220-240V | IP20 IP40 | pending | CB pending

SYS. POWER	COLOUR TEMP.	LUM. FLUX	L (mm)	ORDER CODE
11 W	3000 K	1090 lm	629	0 5 1 - 8 4 1 2 :: ◆ 7 G
	4000 K	1160 lm		
19 W	3000 K	2180 lm	1237	0 5 1 - 8 4 1 4 :: ◆ 7 G
	4000 K	2310 lm		
29 W	3000 K	3260 lm	1846	0 5 1 - 8 4 1 6 :: ◆ 7 G
	4000 K	3470 lm		
39 W	3000 K	4350 lm	2454	0 5 1 - 8 4 1 8 :: ◆ 7 G
	4000 K	4620 lm		

LIGHT DISTRIBUTION

opal

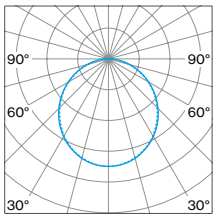

microprismatic

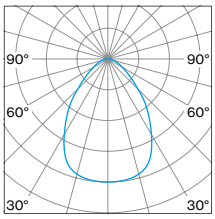

Accessories



DISMOUNTING TOOL

TYPE	ORDER CODE
vacuum cup	0 8 6 - 3 0 0 0 0

Technical data

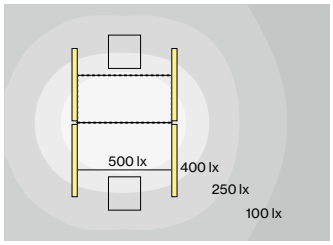



LENO trim, 19 W, 4000 K

ROOM VALUES

Room dimensions	5.4 × 4 × 2.8 m
Reflection factor	0.7 | 0.5 | 0.2
Maintenance factor	0.8

CALCULATION SURFACE

Surface dimensions	1.6 × 0.8
Surface height	0.75
Average illuminance (E_m)	> 500 lx
Uniformity (U_0)	> 0.6

GLARE EVALUATION

Table Classification X=4H | Y=8H | S=0.25H	
UGR transversal	< 19
UGR axial	< 19
65° < 3000 cd/m²	

Inspiration

Pro Medico
Graz, Austria

ARCHITECT
INNOCAD Architektur ZT
Graz, Austria

PRODUCT
LENO trim
LENO system trim





LENO
trimless

xal.com/leno

GOOD DESIGN

Quickinfo

GENERAL
recessed trimless
ceiling thickness 12,5 mm
↧ IP 40 / ↥ IP 20
quick installation

LED
Mid-power LED
up to 2007 lm/m
up to 126 lm/W
3000 K, 4000 K
CRI ≥ 80
Binning initial ≤ 3 MacAdam

ESTIMATED LED LIFETIME
L80 / 50 000 h

OPTICAL
direct light 100 %
HPO PMMA cover opal
microprismatic (UGR < 19)

ELECTRICAL
220–240 V
non DIM, DIM DALI

PHYSICAL
aluminium
powder-coated

LENO
trimless system
page 131



Description

DE Extrem flacher Einbaukanal mit 13 mm Höhe; geeignet für den randlosen Einbau in 12,5 mm Gipskartondecken; geeignet für die Wand- oder Deckenmontage; Oberfläche weiß pulverbeschichtet; spezielle Randausbildung mit Rillen für bessere Haftung der Spachtelmasse; einfache Montage ohne Schneiden der Unterkonstruktion; absturzgesicherter Lichteinsatz aus stranggepresstem Aluminiumprofil werkzeuglos mittels Magnethalter in Kanal einsetzbar; seitlich eingekoppeltes Licht durch LGP-Body (Light-Guiding-Prism) und hocheffizientem Reflektor nach unten gelenkt; homogen ausgeleuchtete, satinierte oder mikroprismatische Abdeckung aus PMMA; bildschirmtaugliche Arbeitsplatzleuchte nach DIN EN 12464-1 (UGR < 19); energieeffiziente LEDs mit sehr guter Farbwiedergabe; Binning initial ≤ 3 MacAdam; lieferbar in den Lichtfarben 3000 K und 4000 K; CRI ≥ 80; min. 80 % des Lichtstromes nach 50 000 h Lebensdauer Schutzart IP 40 unten (oben IP 20); SK II; inkl. externem Konverter für Deckeneinwurf; optional nicht dimmbar

EN Low profile recessed channel, height 13 mm; suitable for rimless installation in 12.5 mm plasterboard ceilings; suitable for wall or ceiling mounting; surface white powder coated; special edge design with grooves for better adhesion of filler; easy mounting without need to cut the substructure; fall-safe light insert made of extruded aluminium profile, can be inserted in the canal without tools by magnetic holders; side coupled light, directed downwards by LGP body (Light Guiding Prism) and highly efficient reflector; homogeneously illuminated, satinised or microprismatic PMMA cover; workplace light suitable for VDUs according to DIN EN 12464-1 (UGR < 19); energy-efficient LEDs with very good colour rendering; binning initial ≤ 3 MacAdam; available in the light colours 3000 K and 4000 K; CRI ≥ 80; min. 80 % of the luminous flux after 50 000 hours; degree of protection from below IP 40 (from above IP 20); PC II; incl. external converter for ceiling insertion; optional non-dimmable

Features



flat inset (11 mm)
UGR < 19

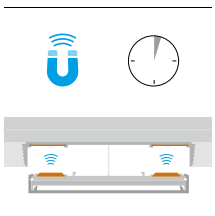

magnetic holders for tool-free mounting

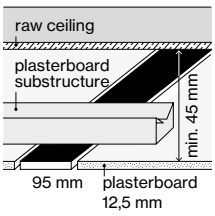

plasterboard installation

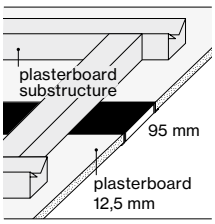

alternative installation

Standard configuration

COLOUR TEMPERATURE
3000 K 5

CONTROL
DIM DALI 3

MATERIAL COLOUR
white

LIGHT OPTIC COVER
opal high performance

Extended configuration

COLOUR TEMPERATURE
4000 K 6

CONTROL
non DIM 1

LIGHT OPTIC COVER
microprismatic (UGR < 19)

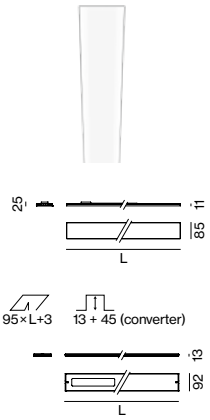

LENO trimless, opal high performance

INSET + CHANNEL TRIMLESS

DALI 1ADDR. | 220-240V | IP20 IP40 | pending | CB pending

SYS. POWER	COLOUR TEMP.	LUM. FLUX	L (mm)	ORDER CODE
11 W	3000 K	1150 lm	616	0 5 1 - 8 3 1 2 :: ⇕ 7 H
	4000 K	1220 lm		
19 W	3000 K	2300 lm	1224	0 5 1 - 8 3 1 4 :: ⇕ 7 H
	4000 K	2450 lm		
29 W	3000 K	3450 lm	1833	0 5 1 - 8 3 1 6 :: ⇕ 7 H
	4000 K	3670 lm		
39 W	3000 K	4600 lm	2441	0 5 1 - 8 3 1 8 :: ⇕ 7 H
	4000 K	4890 lm		

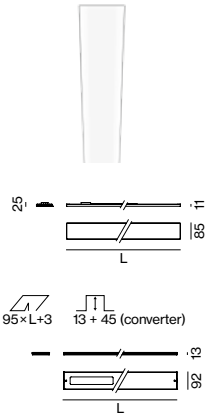

LENO trimless, microprismatic

INSET + CHANNEL TRIMLESS

UGR < 19 | DALI 1ADDR. | 220-240V | IP20 IP40 | pending | CB pending

SYS. GOWER	COLOUR TEMP.	LUM. FLUX	L (mm)	ORDER CODE
11 W	3000 K	1090 lm	616	0 5 1 - 8 3 1 2 :: ⇕ 7 G
	4000 K	1160 lm		
19 W	3000 K	2180 lm	1224	0 5 1 - 8 3 1 4 :: ⇕ 7 G
	4000 K	2310 lm		
29 W	3000 K	3260 lm	1833	0 5 1 - 8 3 1 6 :: ⇕ 7 G
	4000 K	3470 lm		
39 W	3000 K	4350 lm	2441	0 5 1 - 8 3 1 8 :: ⇕ 7 G
	4000 K	4620 lm		

LIGHT DISTRIBUTION

opal

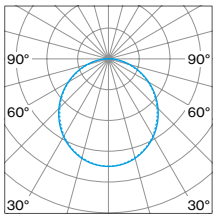

microprismatic

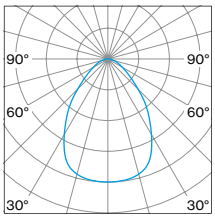

Accessories



DISMOUNTING TOOL

TYPE	ORDER CODE
vacuum cup	0 8 6 - 3 0 0 0 0

Technical data

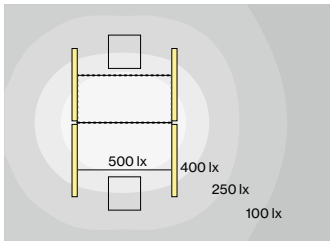

LENO trimless, 19 W, 4000 K

ROOM VALUES

Room dimensions	5.4 × 4 × 2.8 m
Reflection factor	0.7 | 0.5 | 0.2
Maintenance factor	0.8

CALCULATION SURFACE

Surface dimensions	1.6 × 0.8
Surface height	0.75
Average illuminance (E_m)	> 500 lx
Uniformity (U_0)	> 0.6



GLARE EVALUATION

Table Classification X=4H | Y=8H | S=0.25H	
UGR transversal	< 19
UGR axial	< 19
65° < 3000 cd/m²	

Inspiration

michael pachleitner group
Graz, Austria

ARCHITECT
GSarchitects
Graz, Austria

PRODUCT
LENO trimless




kiotonakamura

LENO
semi-recessed

xal.com/leno

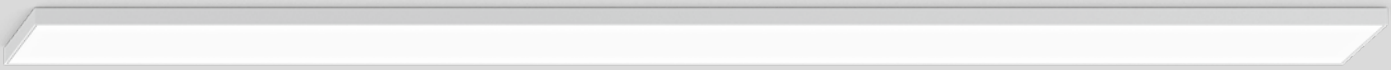

GOOD DESIGN

Quickinfo

GENERAL

semi-recessed
↧ IP 40 / ↥ IP 20
quick installation

LED

Mid-power LED
up to 2007 lm/m
up to 126 lm/W
3000 K, 4000 K
CRI ≥ 80
Binning initial ≤ 3 MacAdam

ESTIMATED LED LIFETIME

L80 / 50 000 h

OPTICAL

direct light 100 %
HPO PMMA cover opal
microprismatic (UGR < 19)

ELECTRICAL

220–240 V
DIM DALI

PHYSICAL

aluminium
powder-coated

LENO
semi-recessed
system
page 135



Description

DE Extrem flache Einbauleuchte mit 15 mm sichtbarer Höhe; geeignet für die Wand- oder Deckenmontage; geeignet für den Einbau in gespachtelten Beton oder Sichtbeton, in Gipskartonkonstruktionen und in verputzten Wänden oder Decken; Oberfläche weiß, grau oder schwarz pulverbeschichtet; absturzgesicherter Lichteinsatz aus stranggepresstem Aluminiumprofil werkzeuglos mittels Magnethalter in Kanal einsetzbar; seitlich eingekoppeltes Licht durch LGP-Body (Light-Guiding-Prism) und hocheffizientem Reflektor nach unten gelenkt; homogen ausgeleuchtete, satinierte oder mikroprismatische Abdeckung aus PMMA; bildschirmtaugliche Arbeitsplatzleuchte nach DIN EN 12464-1 (UGR < 19); energieeffiziente LEDs mit sehr guter Farbwiedergabe; Binning initial ≤ 3 MacAdam; lieferbar in den Lichtfarben 3000 K und 4000 K; CRI ≥ 80; min. 80 % des Lichtstromes nach 50 000 h Lebensdauer Schutzart IP 40 unten (oben IP 20); SK I; DALI-dimmbar

EN Low profile recessed mounted luminaire, 15 mm visible height; suitable for wall or ceiling mounting; suitable for installation in primed or exposed concrete, in plasterboard constructions and in plastered walls or ceilings; surface powder coated in white, grey or black; fall-safe light insert made of extruded aluminium profile, can be inserted in the canal without tools by magnetic holders; side coupled light, directed downwards by LGP body (Light Guiding Prism) and highly efficient reflector; homogeneously illuminated, satinised or microprismatic PMMA cover; workplace light suitable for VDUs according to DIN EN 12464-1 (UGR < 19); energy-efficient LEDs with very good colour rendering; binning initial ≤ 3 MacAdam; available in the light colours 3000 K and 4000 K; CRI ≥ 80; min. 80 % of the luminous flux after 50 000 hours; degree of protection from below IP 40 (from above IP 20); PC I; DALI dimmable

Features



flat inset (11 mm)
UGR < 19



quick installation

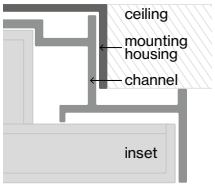

mounting

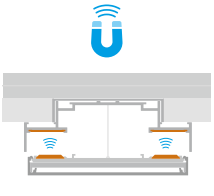

magnetic holders for tool-free mounting

Standard configuration

COLOUR TEMPERATURE
3000 K 5

CONTROL
DIM DALI 3

MATERIAL COLOUR
white 7

7

LIGHT OPTIC COVER
opal high performance

Extended configuration

COLOUR TEMPERATURE
4000 K 6

MATERIAL COLOUR
grey G
black 8

G 8

+5 % surcharges

LIGHT OPTIC COVER
microprismatic (UGR < 19)

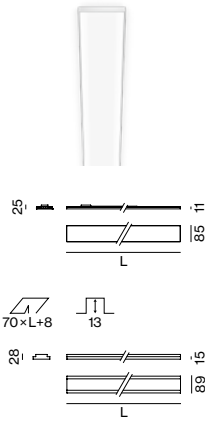

LENO semi-recessed, opal high performance

INSET + CHANNEL SEMI-RECESSED

DALI 1ADDR. · 220-240V · IP20 IP40 · pending · CB pending

SYS. POWER	COLOUR TEMP.	LUM. FLUX	L (mm)	ORDER CODE
11 W	3000 K	1150 lm	618	0 5 1 - 8 5 1 2 :: 3 ◪ H
	4000 K	1220 lm		
19 W	3000 K	2300 lm	1226	0 5 1 - 8 5 1 4 :: 3 ◪ H
	4000 K	2450 lm		
29 W	3000 K	3450 lm	1835	0 5 1 - 8 5 1 6 :: 3 ◪ H
	4000 K	3670 lm		
39 W	3000 K	4600 lm	2443	0 5 1 - 8 5 1 8 :: 3 ◪ H
	4000 K	4890 lm		

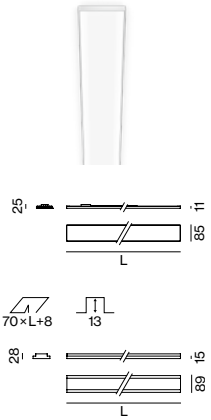

LENO semi-recessed, microprismatic

INSET + CHANNEL SEMI-RECESSED

UGR < 19 · DALI 1ADDR. · 220-240V · IP20 IP40 · pending · CB pending

SYS. POWER	COLOUR TEMP.	LUM. FLUX	L (mm)	ORDER CODE
11 W	3000 K	1090 lm	618	0 5 1 - 8 5 1 2 :: 3 ◪ G
	4000 K	1160 lm		
19 W	3000 K	2180 lm	1226	0 5 1 - 8 5 1 4 :: 3 ◪ G
	4000 K	2310 lm		
29 W	3000 K	3260 lm	1835	0 5 1 - 8 5 1 6 :: 3 ◪ G
	4000 K	3470 lm		
39 W	3000 K	4350 lm	2443	0 5 1 - 8 5 1 8 :: 3 ◪ G
	4000 K	4620 lm		

LIGHT DISTRIBUTION

opal

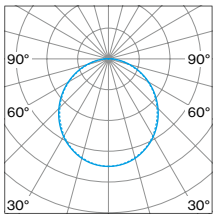

microprismatic

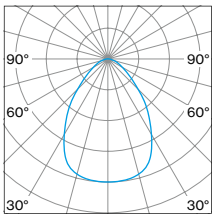

Accessories



DISMOUNTING TOOL

TYPE	ORDER CODE
vacuum cup	0 8 6 - 3 0 0 0 0

Technical data

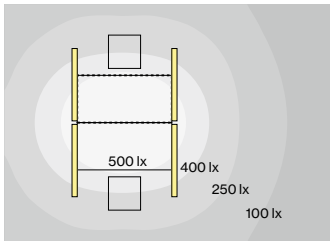



LENO semi-recessed, 19 W, 4000 K

ROOM VALUES

Room dimensions	5.4 × 4 × 2.8 m
Reflection factor	0.7 | 0.5 | 0.2
Maintenance factor	0.8

CALCULATION SURFACE

Surface dimensions	1.6 × 0.8
Surface height	0.75
Average illuminance (E_m)	> 500 lx
Uniformity (U_0)	> 0.6

GLARE EVALUATION

Table Classification X=4H | Y=8H | S=0.25H	
UGR transversal	< 19
UGR axial	< 19
65° < 3000 cd/m²	

Inspiration

Maunulan työväenopisto
Helsinki, Finland

PRODUCT
LENO semi-recessed

ARCHITECT
KS2 Architects
Helsinki, Finland





LENO GRID 100

xal.com/leno

Quickinfo

GENERAL

ceiling recessed
↧ IP 40 / ↥ IP 20
quick installation

LED

Mid-power LED
up to 2590 lm/m
up to 128 lm/W
3000 K, 4000 K
CRI ≥ 80
Binning initial ≤ 3 MacAdam

ESTIMATED LED LIFETIME

L80 / 50 000 h

OPTICAL

direct light 100 %
HPO PMMA cover opal
microprismatic

ELECTRICAL

220–240 V
DIM DALI

PHYSICAL

aluminium
powder-coated

LENO GRID 100
system
➔ page 147





Description

DE Extrem flache Einbauleuchte aus Aluminiumstrangpressprofil mit 39 mm Höhe und 85 mm Breite, geeignet für den Einbau in Armstrong® Rasterdecken On-Center Linear Lighting und TechZone™, Oberfläche weiß pulverbeschichtet; absturzgesicherte Leuchte werkzeuglos mittels patentrelevantem Schnappmechanismus in das Armstrong® Deckensystem einsetzbar; seitlich eingekoppeltes Licht durch LGP-Body (Light-Guiding-Prism) und hocheffizientem Reflektor nach unten gelenkt; homogen ausgeleuchtete, satinierte oder mikroprismatische Abdeckung aus PMMA; energieeffiziente LEDs mit sehr guter Farbwiedergabe; Binning initial ≤ 3 MacAdam; lieferbar in den Lichtfarben 3000 K und 4000 K; CRI ≥ 80; min. 80 % des Lichtstromes nach 50 000 h Lebensdauer Schutzart IP 40 unten (oben IP 20); SK I; DALI-dimmbar; Plug & Play

EN Low profile recessed luminaire made from extruded aluminium profile with 39 mm height und 85 mm width, suitable for installation into Armstrong® ceiling systems using On-Center Linear Lighting and TechZone™, surface powder coated in white; fall-safe luminaire can be installed into Armstrong® ceiling systems without tools thanks to snap mechanism (patent pending); side coupled light, directed downwards by LGP body (Light Guiding Prism) and highly efficient reflector; homogeneously illuminated, satinised or microprismatic PMMA cover; energy-efficient LEDs with very good colour rendering; binning initial ≤ 3 MacAdam; available in the light colours 3000 K and 4000 K; CRI ≥ 80; min. 80 % of the luminous flux after 50 000 hours; degree of protection from below IP 40 (from above IP 20); PC I; DALI dimmable; Plug & Play

Features



made for "Armstrong TechZone™"



plug & play



snap in



quick installation

Standard configuration

COLOUR TEMPERATURE
3000 K 5

CONTROL
DIM DALI

MATERIAL COLOUR
white

LIGHT OPTIC COVER
opal high performance H

Extended configuration

COLOUR TEMPERATURE
4000 K 6

LIGHT OPTIC COVER
microprismatic P

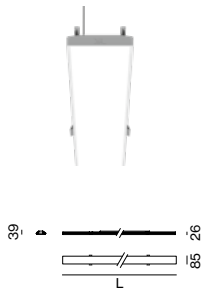

LENO GRID 100

DALI 1ADDR. | 220-240V | IP20 IP40 | pending | CB pending

SYS. POWER	COLOUR TEMP.	LUM. FLUX	L (mm)	ORDER CODE
12 W	3000 K	1420 lm	584	051-6012::37
	4000 K	1510 lm		
24 W	3000 K	2840 lm	1184	051-6014::37
	4000 K	3010 lm		
35 W	3000 K	4250 lm	1784	051-6016::37
	4000 K	4520 lm		
47 W	3000 K	5670 lm	2384	051-6018::37
	4000 K	6030 lm		

luminous flux opal high performance

LIGHT DISTRIBUTION

opal

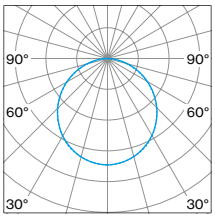

microprismatic

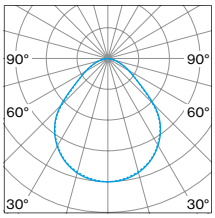

LENO GRID 150

xal.com/leno

Quickinfo

GENERAL

ceiling recessed
↧ IP 40 / ↥ IP 20
quick installation

LED

Mid-power LED
up to 2080 lm/m
up to 133 lm/W
3000 K, 4000 K
CRI ≥ 80
Binning initial ≤ 3 MacAdam

ESTIMATED LED LIFETIME

L80 / 50 000 h

OPTICAL

direct light 100 %
HPO PMMA cover opal
microprismatic (UGR < 19)

ELECTRICAL

220–240 V
DIM DALI

PHYSICAL

aluminium
powder-coated

LENO GRID 150
system
page 149





Description

DE Extrem flache Einbauleuchte aus Aluminiumstrangpressprofil mit 39 mm Höhe und 135 mm Breite, geeignet für den Einbau in Armstrong® Rasterdecken On-Center Linear Lighting und TechZone™, Oberfläche weiß pulverbeschichtet; absturzgesicherte Leuchte werkzeuglos mittels patentrelevantem Schnappmechanismus in das Armstrong® Deckensystem einsetzbar; seitlich eingekoppeltes Licht durch LGP-Body (Light-Guiding-Prism) und hocheffizientem Reflektor nach unten gelenkt; homogen ausgeleuchtete, satinierte oder mikroprismatische Abdeckung aus PMMA; bildschirmtaugliche Arbeitsplatzleuchte nach DIN EN 12464-1 (UGR < 19); energieeffiziente LEDs mit sehr guter Farbwiedergabe; Binning initial ≤ 3 MacAdam; lieferbar in den Lichtfarben 3000 K und 4000 K; CRI ≥ 80; min. 80 % des Lichtstromes nach 50 000 h Lebensdauer Schutzart IP 40 unten (oben IP 20); SK I; DALI-dimmbar; Plug & Play

EN Low profile recessed luminaire made from extruded aluminium profile with 39 mm height und 135 mm width, suitable for installation into Armstrong® ceiling systems using On-Center Linear Lighting and TechZone™, surface powder coated in white; fall-safe luminaire can be installed into Armstrong® ceiling systems without tools thanks to snap mechanism (patent pending); side coupled light, directed downwards by LGP body (Light Guiding Prism) and highly efficient reflector; homogeneously illuminated, satinised or microprismatic PMMA cover; workplace light suitable for VDUs according to DIN EN 12464-1 (UGR < 19); energy-efficient LEDs with very good colour rendering; binning initial ≤ 3 MacAdam; available in the light colours 3000 K and 4000 K; CRI ≥ 80; min. 80 % of the luminous flux after 50 000 hours; degree of protection from below IP 40 (from above IP 20); PC I; DALI dimmable; Plug & Play

Features



made for "Armstrong TechZone™"



plug & play



snap in



quick installation

Standard configuration

COLOUR TEMPERATURE
3000 K 5

CONTROL
DIM DALI

MATERIAL COLOUR
white

LIGHT OPTIC COVER
microprismatic (UGR < 19) P

Extended configuration

COLOUR TEMPERATURE
4000 K 6

LIGHT OPTIC COVER
opal high performance H



LENO GRID 150

UGR < 19 | DALI 1 ADDR. | 220-240 V | IP20 IP40 | pending | CB pending

SYS. POWER	COLOUR TEMP.	LUM. FLUX	L (mm)	ORDER CODE
10 W	3000 K	1140 lm	584	051-63127
	4000 K	1210 lm		
18 W	3000 K	2280 lm	1184	051-63147
	4000 K	2420 lm		
27 W	3000 K	3420 lm	1784	051-63167
	4000 K	3630 lm		
36 W	3000 K	4560 lm	2384	051-63187
	4000 K	4840 lm		

luminous flux opal high performance

LIGHT DISTRIBUTION

opal

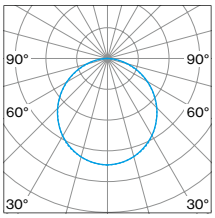

microprismatic

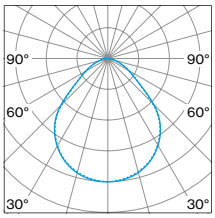

MINO X

xal.com/mino

Quickinfo

GENERAL

recessed
IP 20

LED

Mid-power LED
up to 2730 lm/m
up to 122 lm/W
3000 K, 4000 K, tunable white
CRI ≥ 80
Binning initial ≤ 3 MacAdam

ESTIMATED LED LIFETIME

L80 / 50 000 h

OPTICAL

direct illumination
PMMA cover opal, microprismatic
CSC cover jut-out

ELECTRICAL

non DIM, DIM DALI

PHYSICAL

aluminium
powder-coated
halogen-free cable

MINO X system
recessed
page 175



Description

DE Leuchtenkörper aus Aluminiumstrangpressprofil; Oberfläche weiß pulverbeschichtet; speziell für Einsatz in Rockfon® System X Deckeneinbausystemen konzipiert; individuelle Anpassung möglich; mit Snap-In Einbaubügel für einfache und werkzeuglose Montage; Lichteinsatz bestehend aus hochreflektierend lackiertem Strangpressprofil für verbessertes Thermomanagement; HPO (High Performance Opal) Abdeckung für homogene Ausleuchtung, wahlweise deckenbündig oder 8mm hervorstehend (jut-out); mikroprismatische PMMA-Abdeckung inkl. Diffusorfolie zur Reduktion der Leuchtdichte bei homogener Ausleuchtung; energieeffiziente LEDs mit sehr guter Farbwiedergabe; Binning initial ≤ 3 MacAdam; lieferbar in den Lichtfarben 3000 K und 4000 K; CRI ≥ 80; min. 80 % des Lichtstromes nach 50 000 h Lebensdauer Schutzart IP 20; SK I; Betriebsgerät in aufgesetztem Aluminiumgehäuse verbaut; optional nicht dimmbar

EN Luminaire housing made of extruded aluminium; surface white powder coated; specially developed for use in Rockfon® System X recessed ceiling systems; individual adjustment possible; with snap-in mounting brackets for easy mounting without tools; lighting insert consisting of highly reflective coated extruded profile for improved thermal management; HPO (High Performance Opal) cover for homogeneous illumination, optionally flush with ceiling or protruding by 8mm (jut-out); micro prismatic PMMA diffuser incl. diffuser film for homogeneous illumination and reduced luminance; energy-efficient LEDs with very good colour rendering; binning initial ≤ 3 MacAdam; available in the light colours 3000 K and 4000 K; CRI ≥ 80; min. 80 % of the luminous flux after 50 000 hours; degree of protection IP 20; PC I; operating unit installed in attached aluminium housing; optional non-dimmable

Features

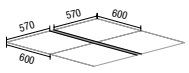

made for "Rockfon® System X"



tunable white
3000–6000 K

Standard configuration

COLOUR TEMPERATURE

3000 K	5

CONTROL

DIM DALI	3

MATERIAL COLOUR

white

LIGHT OPTIC COVER

opal high performance	H

Extended configuration

COLOUR TEMPERATURE

4000 K	6
tunable white 3000–6000 K	

CONTROL

non DIM	1

LIGHT OPTIC COVER

microprismatic	Z
jut-out	J

Options on request

COLOUR RENDERING INDEX

CRI ≥ 90





MINO X

1 ADDR. 220-240 V

SYS. POWER	COLOUR TEMP.	LUM. FLUX	L (mm)	ORDER CODE
13 W	3000 K	1480 lm	600	0 5 9 - 4 0 3 2 7
	4000 K	1570 lm		
26 W	3000 K	2960 lm	1200	0 5 9 - 4 0 3 4 7
	4000 K	3140 lm		
39 W	3000 K	4430 lm	1800	0 5 9 - 4 0 3 6 7
	4000 K	4710 lm		
51 W	3000 K	5910 lm	2400	0 5 9 - 4 0 3 8 7
	4000 K	6280 lm		
64 W	3000 K	7390 lm	3000	0 5 9 - 4 0 3 9 7
	4000 K	7850 lm		

luminous flux opal high performance

MINO X tunable white 3000–6000 K

2 ADDR. 220-240 V

SYS. POWER	COLOUR TEMP.	LUM. FLUX	L (mm)	ORDER CODE
27 W	3000–6000 K	3260 lm	1200	0 5 9 - 4 0 3 4 0 3 7
40 W	3000–6000 K	4890 lm	1800	0 5 9 - 4 0 3 6 0 3 7
54 W	3000–6000 K	6530 lm	2400	0 5 9 - 4 0 3 8 0 3 7

luminous flux opal high performance

LIGHT DISTRIBUTION

opal

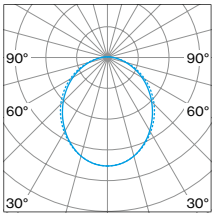

microprismatic

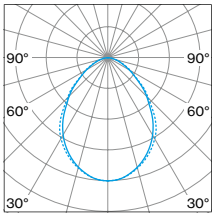

jut out

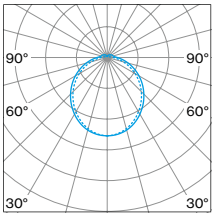

Inspiration

DTU Space, National Space Institute
Denmark

PRODUCT
MINO X
MINO X system

ARCHITECT
Erik Møller Architects A/S
Copenhagen, Denmark

LIGHTING DESIGN
anker & co
Copenhagen, Denmark




PLANETARIUM
NuSTAR
- det energirige univers i fokus

BASO 40
trim

xal.com/baso

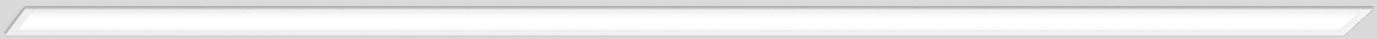

Quickinfo

GENERAL

recessed
IP 20
opt. concrete installation housing

LED

Mid-power LED
up to 2345 lm/m
up to 102 lm/W
3000 K, 4000 K
CRI ≥ 80
Binning initial ≤ 3 MacAdam

ESTIMATED LED LIFETIME

L80 / 50 000 h

OPTICAL

direct illumination
PMMA cover opal
asymmetric illumination

ELECTRICAL

non DIM, DIM DALI

PHYSICAL

aluminium
powder-coated
halogen-free cable

BASO 40
system trim
page 35



Description

DE Leuchtenkörper aus Aluminiumstrangpressprofil; Einbauleuchte mit umlaufendem Rand; geeignet für Deckenstärken von 8-20 mm; Oberfläche weiß pulverbeschichtet; Leuchtenprofil mit vormontierter Konvertereinheit für Montage vorab montierbar; Lichteinsatz werkzeuglos montierbar; HPO (High Performance Opal) Abdeckung für homogene Ausleuchtung; oder mit speziell berechneter, asymmetrischer Linse für homogene vertikale Beleuchtungsstärken; energieeffiziente LEDs mit sehr guter Farbwiedergabe; Binning initial ≤ 3 MacAdam; lieferbar in den Lichtfarben 3000 K und 4000 K; CRI ≥ 80; min. 80 % des Lichtstromes nach 50 000 h Lebensdauer Schutzart IP 20; SK I; optional nicht dimmbar

EN Luminaire housing made of extruded aluminium; Recessed luminaire with trim; suitable for ceiling thickness of 8-20 mm; surface white powder coated; luminaire profile with pre-assembled converter unit can be pre-mounted on site; lighting insert can be installed without tools; HPO (High Performance Opal) cover for uniform illumination; or with specially computed, asymmetrical lens for homogeneous vertical lighting intensity; energy-efficient LEDs with very good colour rendering; binning initial ≤ 3 MacAdam; available in the light colours 3000 K and 4000 K; CRI ≥ 80; min. 80 % of the luminous flux after 50 000 hours; degree of protection IP 20; PC I; optional non-dimmable

Features



high-quality
aluminium frame



asymmetric lens

Standard configuration

COLOUR TEMPERATURE
3000 K — 5

CONTROL
DIM DALI — 3

MATERIAL COLOUR
white

LIGHT OPTIC COVER
opal high performance

Extended configuration

COLOUR TEMPERATURE
4000 K — 6

CONTROL
non DIM — 1

LIGHT OPTIC LENS
asymmetric



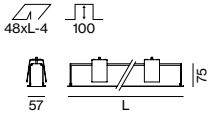

BASO 40 trim, opal high performance

SYS. POWER	COLOUR TEMP.	LUM. FLUX	L (mm)	ORDER CODE
14 W	3000 K	1290 lm	619	0 4 5 - 0 5 2 2 :: ≎ 7 H
	4000 K	1370 lm		
28 W	3000 K	2580 lm	1219	0 4 5 - 0 5 2 4 :: ≎ 7 H
	4000 K	2740 lm		
42 W	3000 K	3860 lm	1819	0 4 5 - 0 5 2 6 :: ≎ 7 H
	4000 K	4100 lm		
56 W	3000 K	5150 lm	2419	0 4 5 - 0 5 2 8 :: ≎ 7 H
	4000 K	5470 lm		



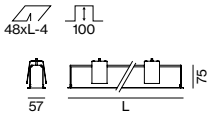

BASO 40 trim, wallwasher

SYS. POWER	COLOUR TEMP.	LUM. FLUX	L (mm)	ORDER CODE
14 W	3000 K	1320 lm	619	0 4 5 - 0 5 2 2 :: ≎ 7 A
	4000 K	1400 lm		
28 W	3000 K	2640 lm	1219	0 4 5 - 0 5 2 4 :: ≎ 7 A
	4000 K	2810 lm		
42 W	3000 K	3970 lm	1819	0 4 5 - 0 5 2 6 :: ≎ 7 A
	4000 K	4210 lm		
56 W	3000 K	5290 lm	2419	0 4 5 - 0 5 2 8 :: ≎ 7 A
	4000 K	5620 lm		

Technical data

BASO 40 trim, wallwasher, 28 W, 3000 K

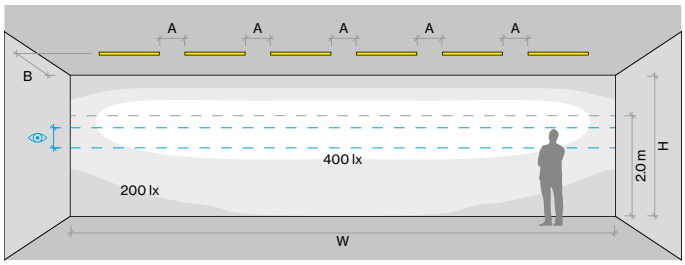

ROOM VALUES

Wall dimensions	H = 2.8 m | W = 10.8 m
Distance to wall	B = 1.3 m
Distance between luminaires	0.5 m
Reflection factor	0.7 | 0.5 | 0.2
Maintenance factor	0.8

CALCULATION SURFACE

Surface dimensions	10.8 × 2.8 m
Surface height	0 – 2.8 m
Eye level	1.35 m – 1.75 m

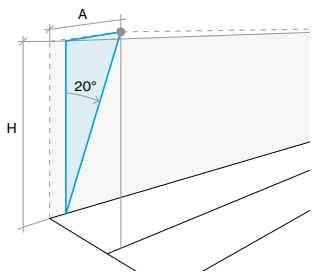

MOUNTING DISTANCE

H (mm)	A (mm)
2750	900
3000	1000
3500	1200

LIGHT DISTRIBUTION

opal high performance

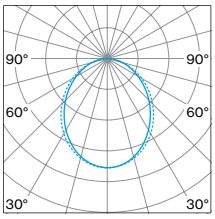

asymmetric

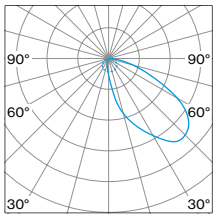



Mounting accessories

CONCRETE INSTALLATION HOUSING

L (mm)	W·H (mm)	ORDER CODE
605	55·86	045-0592010
1205	55·86	045-0594010
1805	55·86	045-0596010
2405	55·86	045-0598010

no use for wall installation (only on request)

Inspiration

Sparkasse, Bank
Nuremberg, Germany

PRODUCT
BASO 40 trim

ARCHITECT
baum-kappler architekten
Nuremberg, Germany







CANYON 60
trim offset

xal.com/canyon



Quickinfo

GENERAL
recessed
IP 20

LED
Mid-power LED
up to 3001 lm/m
up to 97 lm/W
3000 K, 4000 K
CRI ≥ 80
Binning initial ≤ 3 MacAdam

ESTIMATED LED LIFETIME
L80 / 50 000 h

OPTICAL
direct illumination
PMMA cover opal
microprismatic

ELECTRICAL
non DIM, DIM DALI

PHYSICAL
aluminium
powder-coated
impact resistant diffusor
halogen-free cable

CANYON 60
system trim
offset
page 49



Description

DE Leuchtenkörper aus Aluminiumstrangpressprofil; ruhiges Deckenbild durch zurückversetzte Leuchtenebene; Einbauleuchte mit umlaufendem Rand; geeignet für Deckenstärken von 8-25 mm; Oberfläche weiß oder schwarz pulverbeschichtet; Leuchtenprofil für Montage vorab lieferbar; restliche Leuchtenkomponenten werkzeuglos montierbar; Leuchte laut DIN 57710 Teil 13/VDE 0710 Teil 13 ballwurfsicher ausgeführt; Lichteinsatz bestehend aus hochreflektierend lackiertem Strangpressprofil für verbessertes Thermomanagement; HPO (High Performance Opal) Abdeckung für homogene Ausleuchtung; mikroprismatische PMMA-Abdeckung inkl. Diffusorfolie zur Reduktion der Leuchtdichte bei homogener Ausleuchtung; energieeffiziente LEDs mit sehr guter Farbwiedergabe; Powerswitch (e, e², e²ˢ) bei schaltbarer Ausführung, am Lichteinsatz einstellbar; Binning initial ≤ 3 MacAdam; lieferbar in den Lichtfarben 3000 K und 4000 K; CRI ≥ 80; min. 80 % des Lichtstromes nach 50 000 h Lebensdauer Schutzart IP 20; SK I; wahlweise nicht dimmbar oder DALI-dimmbar

EN Luminaire housing made of extruded aluminium; uncluttered ceiling look through recessed lighting level; Recessed luminaire with trim; suitable for ceiling thickness of 8-25 mm; surface powder coated in white or black; luminaire profile for mounting available in advance; remaining luminaire components mounted without tools; luminaire, ball proof version to 57710 part 13 / VDE 0710 part 13; lighting insert consisting of highly reflective coated extruded profile for improved thermal management; HPO (High Performance Opal) cover for uniform illumination; micro prismatic PMMA diffuser incl. diffuser film for homogeneous illumination and reduced luminance; energy-efficient LEDs with very good colour rendering; powerswitch (e, e², e²ˢ) with switchable versions, adjustable on the insert; binning initial ≤ 3 MacAdam; available in the light colours 3000 K and 4000 K; CRI ≥ 80; min. 80 % of the luminous flux after 50 000 hours; degree of protection IP 20; PC I; optionally non-dimmable or DALI dimmable

Features

high-quality
aluminium frame

offset installation
of luminaire



ball-impact-resistant
(DIN 57710-13)



power switch

Standard configuration

COLOUR TEMPERATURE
3000 K — 5

CONTROL
non DIM (switchable e/e²/e²⁺) — 1
DIM DALI (only e²) — 3

MATERIAL COLOUR
white — 7

7

LIGHT OPTIC COVER
opal high performance — H

Extended configuration

COLOUR TEMPERATURE
4000 K — 6

MATERIAL COLOUR
black — 8

8

+5 % surcharges

LIGHT OPTIC COVER
microprismatic — Z

Options on request

COLOUR RENDERING INDEX
CRI ≥ 90

COLOUR TEMPERATURE
tunable white 3000–6000 K (2 DALI)

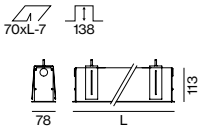

offset 35 mm

CANYON 60 trim offset

POWER SWITCH · DALI 1 ADDR. · 220-240V · CB

SYS. POWER	COLOUR TEMP.	LUM. FLUX	L (mm)	ORDER CODE
10 W e	3000 K	770 lm	593	0 5 2 - 5 2 P 2
	4000 K	820 lm		
15 W e²	3000 K	1240 lm		
	4000 K	1320 lm		
21 W e²⁺	3000 K	1620 lm		
	4000 K	1720 lm		
13 W e	3000 K	1160 lm	893	0 5 2 - 5 2 P 3
	4000 K	1230 lm		
22 W e²	3000 K	1860 lm		
	4000 K	1980 lm		
31 W e²⁺	3000 K	2420 lm		
	4000 K	2570 lm		
17 W e	3000 K	1550 lm	1193	0 5 2 - 5 2 P 4
	4000 K	1650 lm		
29 W e²	3000 K	2480 lm		
	4000 K	2640 lm		
41 W e²⁺	3000 K	3230 lm		
	4000 K	3430 lm		
21 W e	3000 K	1940 lm	1493	0 5 2 - 5 2 P 5
	4000 K	2060 lm		
37 W e²	3000 K	3100 lm		
	4000 K	3300 lm		
52 W e²⁺	3000 K	4040 lm		
	4000 K	4290 lm		
34 W e	3000 K	3100 lm	2365	0 5 2 - 5 2 P 8
	4000 K	3290 lm		
59 W e²	3000 K	4960 lm		
	4000 K	5270 lm		
82 W e²⁺	3000 K	6460 lm		
	4000 K	6870 lm		

luminous flux white profile, opal high performanc, -9 % by microprismatic cover

LIGHT DISTRIBUTION

opal

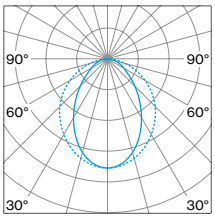

microprismatic

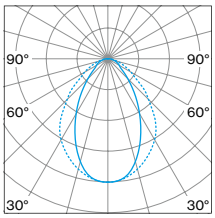

Inspiration

Microsoft Headquarters
Vienna, Austria

PRODUCT
CANYON 60 trim offset

ARCHITECT
INNOCAD Architektur ZT
Graz, Austria

LIGHTING DESIGN
INNOCAD Architektur ZT
Graz, Austria





Inspiration

Sportpark Lissfeld
Linz, Austria

PRODUCT
CANYON 60 trim offset

ARCHITECT
sps architekten
Thalgau, Austria

LIGHTING DESIGN
Instaplan Technisches
Büro für Elektrotechnik
Faistenau, Austria







FRAME 60
trim

xal.com/frame



Quickinfo

GENERAL
recessed
IP 20
opt. concrete installation housing

LED
Mid-power LED
up to 3562 lm/m
up to 115 lm/W
3000 K, 4000 K
CRI ≥ 80
Binning initial ≤ 3 MacAdam

ESTIMATED LED LIFETIME
L80 / 50 000 h

OPTICAL
direct illumination
PMMA cover opal
microprismatic (UGR < 19)

ELECTRICAL
non DIM, DIM DALI

PHYSICAL
aluminium
powder-coated
halogen-free cable

FRAME 60
system
trim
page 55



Description

DE Leuchtenkörper aus Aluminiumstrangpressprofil; Einbauleuchte mit umlaufendem Rand; geeignet für Deckenstärken von 8-25 mm; Oberfläche weiß oder grau pulverbeschichtet; Leuchtenprofil für Montage vorab lieferbar; restliche Leuchtenkomponenten werkzeuglos montierbar; Lichteinsatz bestehend aus hochreflektierend lackiertem Strangpressprofil für verbessertes Thermomanagement; HPO (High Performance Opal) Abdeckung für homogene Ausleuchtung; mikroprismatische PMMA-Abdeckung inkl. Diffusorfolie zur Reduktion der Leuchtdichte bei homogener Ausleuchtung; bildschirmtaugliche Arbeitsplatzleuchte nach DIN EN 12464-1 (UGR < 19) bei Powerswitch-Einstellung "e"; energieeffiziente LEDs mit sehr guter Farbwiedergabe; Powerswitch (e, e², e²⁺) bei schaltbarer Ausführung, am Lichteinsatz einstellbar; Binning initial ≤ 3 MacAdam; lieferbar in den Lichtfarben 3000 K und 4000 K; CRI ≥ 80; min. 80 % des Lichtstromes nach 50 000 h Lebensdauer Schutzart IP 20; SK I; wahlweise nicht dimmbar oder DALI-dimmbar

EN Luminaire housing made of extruded aluminium; Recessed luminaire with trim; suitable for ceiling thickness of 8-25 mm; surface powder coated in white or grey; luminaire profile for mounting available in advance; remaining luminaire components mounted without tools; lighting insert consisting of highly reflective coated extruded profile for improved thermal management; HPO (High Performance Opal) cover for uniform illumination; micro prismatic PMMA diffuser incl. diffuser film for homogeneous illumination and reduced luminance; screen work capable luminaire as per DIN EN 12464-1 (UGR < 19) with powerswitch setting "e"; energy-efficient LEDs with very good colour rendering; powerswitch (e, e², e²⁺) with switchable versions, adjustable on the insert; binning initial ≤ 3 MacAdam; available in the light colours 3000 K and 4000 K; CRI ≥ 80; min. 80 % of the luminous flux after 50 000 hours; degree of protection IP 20; PC I; optionally non-dimmable or DALI dimmable

Features

high-quality aluminium frame



microprismatic (UGR < 19)



power switch



tunable white 3000–6000 K on request

Standard configuration

COLOUR TEMPERATURE

3000 K	5

CONTROL

non DIM (switchable e/e²/e²⁺)	1
DIM DALI (only e²)	3

MATERIAL COLOUR

white	7

7

LIGHT OPTIC COVER

opal high performance	H

Extended configuration

COLOUR TEMPERATURE

4000 K	6

MATERIAL COLOUR

grey	G

G

+5 % surcharges

LIGHT OPTIC COVER

microprismatic	Z
microprismatic (UGR < 19)*	G

*UGR < 19 only with e LED

Options on request

COLOUR RENDERING INDEX

CRI ≥ 90

COLOUR TEMPERATURE

tunable white 3000–6000 K (2 DALI)

INDIVIDUAL MATERIAL COLOUR

please contact factory

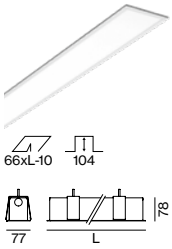

FRAME 60 trim

POWER SWITCH | UGR < 19 | DALI 1 ADDR. | 220-240 V | CB

SYS. POWER	COLOUR TEMP.	LUM. FLUX	L (mm)	ORDER CODE
10 W e	3000 K	860 lm	593	0 5 2 - 4 7 P 2
	4000 K	980 lm		
15 W e²	3000 K	1470 lm		
	4000 K	1560 lm		
21 W e²⁺	3000 K	1920 lm		
	4000 K	2040 lm		
13 W e	3000 K	1290 lm	893	0 5 2 - 4 7 P 3
	4000 K	1470 lm		
22 W e²	3000 K	2210 lm		
	4000 K	2350 lm		
31 W e²⁺	3000 K	2880 lm		
	4000 K	3060 lm		
17 W e	3000 K	1720 lm	1193	0 5 2 - 4 7 P 4
	4000 K	1950 lm		
29 W e²	3000 K	2950 lm		
	4000 K	3130 lm		
41 W e²⁺	3000 K	3830 lm		
	4000 K	4070 lm		
21 W e	3000 K	2150 lm	1493	0 5 2 - 4 7 P 5
	4000 K	2440 lm		
37 W e²	3000 K	3680 lm		
	4000 K	3910 lm		
52 W e²⁺	3000 K	4790 lm		
	4000 K	5090 lm		
34 W e	3000 K	3430 lm	2365	0 5 2 - 4 7 P 8
	4000 K	3910 lm		
59 W e²	3000 K	5890 lm		
	4000 K	6260 lm		
82 W e²⁺	3000 K	7670 lm		
	4000 K	8150 lm		

luminous flux opal high performance, -13 % by microprismatic Z cover,
-15 % by microprismatic G (UGR < 19) cover

LIGHT DISTRIBUTION

opal

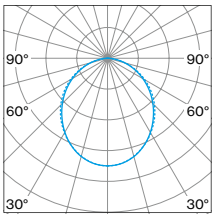

microprismatic Z

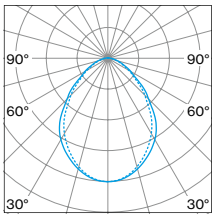

microprismatic G (UGR < 19)

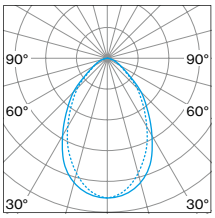

Mounting accessories



CONCRETE INSTALLATION HOUSING

L (mm)	W·H (mm)	ORDER CODE
582	75·88	0 3 5 - 0 4 0 6 6
882	75·88	0 3 5 - 0 4 0 9 6
1182	75·88	0 3 5 - 0 4 1 2 6
1482	75·88	0 3 5 - 0 4 1 5 6
2354	75·88	0 3 5 - 0 4 2 3 6

no use for wall installation (only on request)

Inspiration

F & F CUCINE
Ahmedabad, India

PRODUCT
FRAME 60 trim

ARCHITECT
SamARCH Architects
Ahmedabad, India

LIGHTING DESIGN
SamARCH Architects
Ahmedabad, India







FRAME 100
trim

xal.com/frame

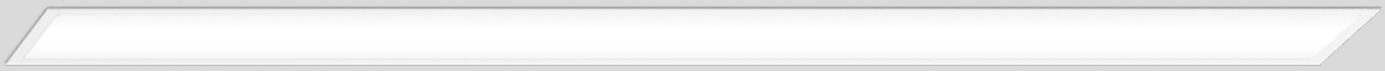

Quickinfo

GENERAL

recessed
IP 20
opt. concrete installation housing

LED

Mid-power LED
up to 3990 lm/m
up to 129 lm/W
3000 K, 4000 K
CRI ≥ 80
Binning initial ≤ 3 MacAdam

ESTIMATED LED LIFETIME

L80 / 50 000 h

OPTICAL

direct illumination
PMMA cover opal
microprismatic (UGR < 19)

ELECTRICAL

non DIM, DIM DALI

PHYSICAL

aluminium
powder-coated
halogen-free cable

FRAME 100
system trim
page 95



Description

DE Leuchtenkörper aus Aluminiumstrangpressprofil; Einbauleuchte mit umlaufendem Rand; geeignet für Deckenstärken von 8-25 mm; Oberfläche weiß oder grau pulverbeschichtet; Leuchtenprofil für Montage vorab lieferbar; restliche Leuchtenkomponenten werkzeuglos montierbar; Lichteinsatz bestehend aus hochreflektierend lackiertem Strangpressprofil für verbessertes Thermomanagement; HPO (High Performance Opal) Abdeckung für homogene Ausleuchtung; mikroprismatische PMMA-Abdeckung inkl. Diffusorfolie zur Reduktion der Leuchtdichte bei homogener Ausleuchtung; bildschirmtaugliche Arbeitsplatzleuchte nach DIN EN 12464-1 (UGR < 19) bei Powerswitch-Einstellung "e" und "e²"; energieeffiziente LEDs mit sehr guter Farbwiedergabe; Powerswitch (e, e², e²⁺) bei schaltbarer Ausführung, am Lichteinsatz einstellbar; Binning initial ≤ 3 MacAdam; lieferbar in den Lichtfarben 3000 K und 4000 K; CRI ≥ 80; min. 80 % des Lichtstromes nach 50 000 h Lebensdauer Schutzart IP 20; SK I; wahlweise nicht dimmbar oder DALI-dimmbar

EN Luminaire housing made of extruded aluminium; Recessed luminaire with trim; suitable for ceiling thickness of 8-25 mm; surface powder coated in white or grey; luminaire profile for mounting available in advance; remaining luminaire components mounted without tools; lighting insert consisting of highly reflective coated extruded profile for improved thermal management; HPO (High Performance Opal) cover for uniform illumination; micro prismatic PMMA diffuser incl. diffuser film for homogeneous illumination and reduced luminance; screen work capable luminaire as per DIN EN 12464-1 (UGR < 19) with powerswitch setting "e" and "e²"; energy-efficient LEDs with very good colour rendering; powerswitch (e, e², e²⁺) with switchable versions, adjustable on the insert; binning initial ≤ 3 MacAdam; available in the light colours 3000 K and 4000 K; CRI ≥ 80; min. 80 % of the luminous flux after 50 000 hours; degree of protection IP 20; PC I; optionally non-dimmable or DALI dimmable

Features



high-quality aluminium frame



microprismatic (UGR < 19)



power switch



tunable white 3000–6000 K on request

Standard configuration

COLOUR TEMPERATURE
3000 K — 5

CONTROL
non DIM (switchable e/e²/e²⁺) — 1
DIM DALI (only e²) — 3

MATERIAL COLOUR
white — 7

7

LIGHT OPTIC COVER
opal high performance — H

Extended configuration

COLOUR TEMPERATURE
4000 K — 6

MATERIAL COLOUR
grey — G

G

+5 % surcharges

LIGHT OPTIC COVER
microprismatic — Z
microprismatic (UGR < 19)* — G

*UGR < 19 only with e / e² LED

Options on request

COLOUR RENDERING INDEX
CRI ≥ 90

COLOUR TEMPERATURE
tunable white 3000–6000 K (2 DALI)

INDIVIDUAL MATERIAL COLOUR
please contact factory



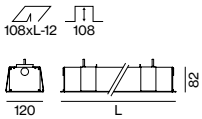

FRAME 100 trim

POWER SWITCH | UGR < 19 | DALI 1 ADDR. | 220-240 V | CB

SYS. POWER	COLOUR TEMP.	LUM. FLUX	L (mm)	ORDER CODE
10 W e	3000 K	1030 lm	596	0 5 2 - 4 3 P 2
	4000 K	1090 lm		
15 W e²	3000 K	1650 lm		
	4000 K	1750 lm		
21 W e²⁺	3000 K	2150 lm		
	4000 K	2280 lm		
13 W e	3000 K	1540 lm	896	0 5 2 - 4 3 P 3
	4000 K	1640 lm		
22 W e²	3000 K	2470 lm		
	4000 K	2630 lm		
31 W e²⁺	3000 K	3220 lm		
	4000 K	3420 lm		
17 W e	3000 K	2060 lm	1196	0 5 2 - 4 3 P 4
	4000 K	2190 lm		
29 W e²	3000 K	3300 lm		
	4000 K	3510 lm		
41 W e²⁺	3000 K	4300 lm		
	4000 K	4560 lm		
21 W e	3000 K	2570 lm	1496	0 5 2 - 4 3 P 5
	4000 K	2730 lm		
37 W e²	3000 K	4120 lm		
	4000 K	4380 lm		
52 W e²⁺	3000 K	5370 lm		
	4000 K	5700 lm		
34 W e	3000 K	4120 lm	2368	0 5 2 - 4 3 P 8
	4000 K	4380 lm		
59 W e²	3000 K	6600 lm		
	4000 K	7010 lm		
82 W e²⁺	3000 K	8590 lm		
	4000 K	9130 lm		

luminous flux opal high performance, -8 % by microprismatic Z cover,
-10 % by microprismatic G (UGR < 19) cover

LIGHT DISTRIBUTION

opal

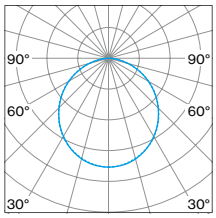

microprismatic Z

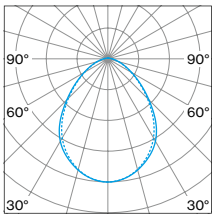

microprismatic G (UGR < 19)

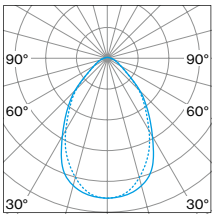

Mounting accessories

CONCRETE INSTALLATION HOUSING



L (mm)	W·H (mm)	ORDER CODE
582	116·94	0 3 5 - 0 5 0 6 6
882	116·94	0 3 5 - 0 5 0 9 6
1182	116·94	0 3 5 - 0 5 1 2 6
1482	116·94	0 3 5 - 0 5 1 5 6
2354	116·94	0 3 5 - 0 5 2 3 6

no use for wall installation (only on request)

Inspiration

Geriatrics
Simmering, Austria

ARCHITECT
Josef Weichenberger architects + Partner
Vienna, Austria

LIGHTING DESIGN
Josef Weichenberger architects + Partner
Vienna, Austria

PRODUCT
FRAME 100 trim





BASO 40
trimless

xal.com/baso

Quickinfo

GENERAL

recessed
IP 20
opt. concrete installation housing

LED

Mid-power LED
up to 2345 lm/m
up to 102 lm/W
3000 K, 4000 K
CRI ≥ 80
Binning initial ≤ 3 MacAdam

ESTIMATED LED LIFETIME

L80 / 50 000 h

OPTICAL

direct illumination
PMMA cover opal
asymmetric illumination

ELECTRICAL

non DIM, DIM DALI

PHYSICAL

aluminium raw
halogen-free cable

BASO 40
system trimless
page 39



Description

DE Leuchtenkörper aus Aluminiumstrangpressprofil; geeignet für den randlosen Einbau in Gipskartondecken; spezielle Randausbildung mit Löchern für bessere Haftung der Spachtelmasse; geeignet für Deckenstärken von 8-20 mm; Oberfläche roh; Leuchtenprofil mit vormontierter Konvertereinheit für Montage vorab montierbar; Lichteinsatz werkzeuglos montierbar; HPO (High Performance Opal) Abdeckung für homogene Ausleuchtung; oder mit speziell berechneter, asymmetrischer Linse für homogene vertikale Beleuchtungsstärken; energieeffiziente LEDs mit sehr guter Farbwiedergabe; Binning initial ≤ 3 MacAdam; lieferbar in den Lichtfarben 3000 K und 4000 K; CRI ≥ 80; min. 80 % des Lichtstromes nach 50 000 h Lebensdauer Schutzart IP 20; SK I; optional nicht dimmbar

EN Luminaire housing made of extruded aluminium; for trimless installation in plasterboard ceilings; special edge design with perforations for better adhesion of filler; suitable for ceiling thickness of 8-20 mm; surface raw; luminaire profile with pre-assembled converter unit can be pre-mounted on site; lighting insert can be installed without tools; HPO (High Performance Opal) cover for uniform illumination; or with specially computed, asymmetrical lens for homogeneous vertical lighting intensity; energy-efficient LEDs with very good colour rendering; binning initial ≤ 3 MacAdam; available in the light colours 3000 K and 4000 K; CRI ≥ 80; min. 80 % of the luminous flux after 50 000 hours; degree of protection IP 20; PC I; optional non-dimmable

Features



skimmed into plasterboard ceiling (trimless)



asymmetric lens

Standard configuration

COLOUR TEMPERATURE 5
3000 K

CONTROL 3
DIM DALI

MATERIAL COLOUR
aluminium raw

LIGHT OPTIC COVER
opal high performance

Extended configuration

COLOUR TEMPERATURE 6
4000 K

CONTROL 1
non DIM

LIGHT OPTIC LENS
asymmetric

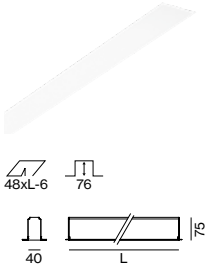

BASO 40 trimless, opal high performance

1ADDR. | 220-240V | pending | pending

SYS. POWER	COLOUR TEMP.	LUM. FLUX	L (mm)	ORDER CODE
14 W	3000 K	1290 lm	620	045-07226 5 0H
	4000 K	1370 lm		
28 W	3000 K	2580 lm	1220	045-07246 5 0H
	4000 K	2740 lm		
42 W	3000 K	3860 lm	1820	045-07266 5 0H
	4000 K	4100 lm		
56 W	3000 K	5150 lm	2420	045-07286 5 0H
	4000 K	5470 lm		

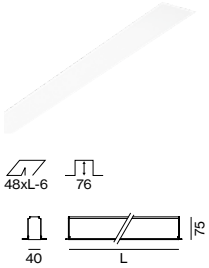

BASO 40 trimless, wallwasher

1ADDR. | 220-240V | pending | pending

SYS. POWER	COLOUR TEMP.	LUM. FLUX	L (mm)	ORDER CODE
14 W	3000 K	1320 lm	620	045-07226 5 0A
	4000 K	1400 lm		
28 W	3000 K	2640 lm	1220	045-07246 5 0A
	4000 K	2810 lm		
42 W	3000 K	3970 lm	1820	045-07266 5 0A
	4000 K	4210 lm		
56 W	3000 K	5290 lm	2420	045-07286 5 0A
	4000 K	5620 lm		

Technical data

BASO 40 trimless, wallwasher, 28 W, 3000 K

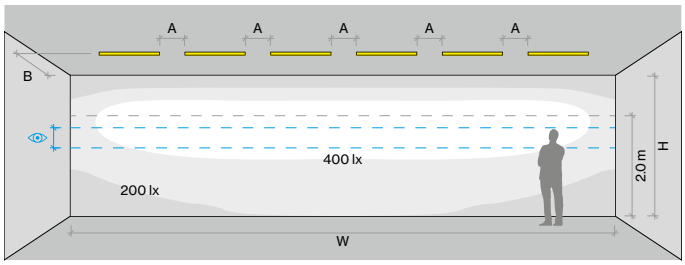

ROOM VALUES

Wall dimensions	H = 2.8 m | W = 10.8 m
Distance to wall	B = 1.3 m
Distance between luminaires	0.5 m
Reflection factor	0.7 | 0.5 | 0.2
Maintenance factor	0.8

CALCULATION SURFACE

Surface dimensions	10.8 × 2.8 m
Surface height	0 – 2.8 m
Eye level	1.35 m – 1.75 m

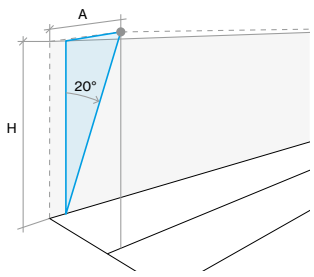

MOUNTING DISTANCE

H (mm)	A (mm)
2750	900
3000	1000
3500	1200

LIGHT DISTRIBUTION

opal high performance

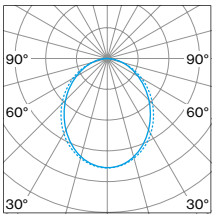

asymmetric

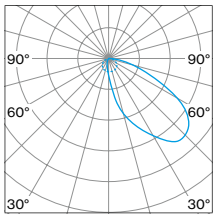



Mounting accessories

CONCRETE INSTALLATION HOUSING

L (mm)	W·H (mm)	ORDER CODE
605	55·86	045-0792010
1205	55·86	045-0794010
1805	55·86	045-0796010
2405	55·86	045-0798010

no use for wall installation (only on request)

CANYON 60
trimless offset

xal.com/canyon



Quickinfo

GENERAL

recessed
IP 20
plasterboard ceilings only

LED

Mid-power LED
up to 3001 lm/m
up to 97 lm/W
3000 K, 4000 K
CRI ≥ 80
Binning initial ≤ 3 MacAdam

ESTIMATED LED LIFETIME

L80 / 50 000 h

OPTICAL

direct illumination
offset PMMA cover opal
microprismatic

ELECTRICAL

non DIM, DIM DALI

PHYSICAL

aluminium
powder-coated. anodised
impact resistant diffusor
halogen-free cable

CANYON 60
system
trimless offset
➔ page 53



Description

DE Leuchtenkörper aus Aluminiumstrangpressprofil; ruhiges Deckenbild durch zurückversetzte Leuchtenebene; geeignet für den randlosen Einbau in Gipskartondecken; spezielle Randausbildung mit Rillen für bessere Haftung der Spachtelmasse; geeignet für Deckenstärken von 8-25 mm; Oberfläche weiß pulverbeschichtet oder schwarz eloxiert; Leuchtenprofil für Montage vorab lieferbar; restliche Leuchtenkomponenten werkzeuglos montierbar; Leuchte laut DIN 57710 Teil 13/ VDE 0710 Teil 13 ballwurfsicher ausgeführt; Lichteinsatz bestehend aus hochreflektierend lackiertem Strangpressprofil für verbessertes Thermomanagement; HPO (High Performance Opal) Abdeckung für homogene Ausleuchtung; mikroprismatische PMMA-Abdeckung inkl. Diffusorfolie zur Reduktion der Leuchtdichte bei homogener Ausleuchtung; energieeffiziente LEDs mit sehr guter Farbwiedergabe; Powerswitch (e, e², e²⁺) bei schaltbarer Ausführung, am Lichteinsatz einstellbar; Binning initial ≤ 3 MacAdam; lieferbar in den Lichtfarben 3000 K und 4000 K; CRI ≥ 80; min. 80 % des Lichtstromes nach 50 000 h Lebensdauer Schutzart IP 20; SK I; wahlweise nicht dimmbar oder DALI-dimmbar

EN Luminaire housing made of extruded aluminium; uncluttered ceiling look through recessed lighting level; for trimless installation in plasterboard ceilings; special edge design with grooves for better adhesion of filler; suitable for ceiling thickness of 8-25 mm; surface white powder coated or anodised black; luminaire profile for mounting available in advance; remaining luminaire components mounted without tools; luminaire, ball proof version to 57710 part 13 / VDE 0710 part 13; lighting insert consisting of highly reflective coated extruded profile for improved thermal management; HPO (High Performance Opal) cover for uniform illumination; micro prismatic PMMA diffuser incl. diffuser film for homogeneous illumination and reduced luminance; energy-efficient LEDs with very good colour rendering; powerswitch (e, e², e²⁺) with switchable versions, adjustable on the insert; binning initial ≤ 3 MacAdam; available in the light colours 3000 K and 4000 K; CRI ≥ 80; min. 80 % of the luminous flux after 50 000 hours; degree of protection IP 20; PC I; optionally non-dimmable or DALI dimmable

Features



offset installation of luminaire



ball-impact-resistant (DIN 57710-13)



skimmed into plasterboard ceiling (trimless)



power switch

Standard configuration

COLOUR TEMPERATURE
3000 K — 5

CONTROL
non DIM (switchable e/e²/e²⁺) — 1
DIM DALI (only e²) — 3

MATERIAL COLOUR
white — 7

7

LIGHT OPTIC COVER
opal high performance — H

Extended configuration

COLOUR TEMPERATURE
4000 K — 6

MATERIAL COLOUR
black — 8

8

+5 % surcharges

LIGHT OPTIC COVER
microprismatic — Z

Options on request

COLOUR RENDERING INDEX
CRI ≥ 90

COLOUR TEMPERATURE
tunable white 3000–6000 K (2 DALI)



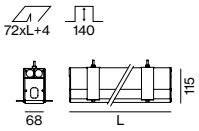

offset 35 mm

CANYON 60 trimless offset

POWER SWITCH · DALI 1 ADDR. · 220-240V · CB

SYS. POWER	COLOUR TEMP.	LUM. FLUX	L (mm)	ORDER CODE
10 W e	3000 K	770 lm	580	0 5 2 - 3 7 P 2
	4000 K	820 lm		
15 W e²	3000 K	1240 lm		
	4000 K	1320 lm		
21 W e²⁺	3000 K	1620 lm		
	4000 K	1720 lm		
13 W e	3000 K	1160 lm	880	0 5 2 - 3 7 P 3
	4000 K	1230 lm		
22 W e²	3000 K	1860 lm		
	4000 K	1980 lm		
31 W e²⁺	3000 K	2420 lm		
	4000 K	2570 lm		
17 W e	3000 K	1550 lm	1180	0 5 2 - 3 7 P 4
	4000 K	1650 lm		
29 W e²	3000 K	2480 lm		
	4000 K	2640 lm		
41 W e²⁺	3000 K	3230 lm		
	4000 K	3430 lm		
21 W e	3000 K	1940 lm	1480	0 5 2 - 3 7 P 5
	4000 K	2060 lm		
37 W e²	3000 K	3100 lm		
	4000 K	3300 lm		
52 W e²⁺	3000 K	4040 lm		
	4000 K	4290 lm		
34 W e	3000 K	3100 lm	2352	0 5 2 - 3 7 P 8
	4000 K	3290 lm		
59 W e²	3000 K	4960 lm		
	4000 K	5270 lm		
82 W e²⁺	3000 K	6460 lm		
	4000 K	6870 lm		

luminous flux white profile, opal high performance, -9 % by microprismatic cover

LIGHT DISTRIBUTION

opal

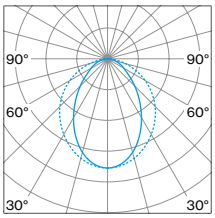

microprismatic

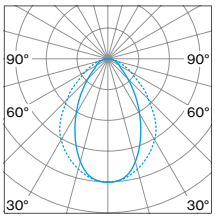

Inspiration

SNS headquarters
Moscow, Russia

ARCHITECT
ABD Architects
Moscow, Russia

PRODUCT
CANYON 60 trimless offset
CANYON 60 trimless offset system





MINIMAL 60
trimless

xal.com/minimal

Quickinfo

GENERAL

recessed
IP 20
opt. concrete installation housing

LED

Mid-power LED
up to 3562 lm/m
up to 115 lm/W
3000 K, 4000 K
CRI ≥ 80
Binning initial ≤ 3 MacAdam

ESTIMATED LED LIFETIME

L80 / 50 000 h

OPTICAL

direct illumination
PMMA cover opal
microprismatic (UGR < 19)

ELECTRICAL

non DIM, DIM DALI

PHYSICAL

aluminium
powder-coated
halogen-free cable

MINIMAL 60
system trimless
recessed
page 63



Description

DE Leuchtenkörper aus Aluminiumstrangpressprofil; geeignet für den randlosen Einbau in Gipskartondecken; spezielle Randausbildung mit Rillen für bessere Haftung der Spachtelmasse; geeignet für Deckenstärken von 8-25 mm; Oberfläche weiß pulverbeschichtet; Leuchtenprofil für Montage vorab lieferbar; restliche Leuchtenkomponenten werkzeuglos montierbar; Lichteinsatz bestehend aus hochreflektierend lackiertem Strangpressprofil für verbessertes Thermomanagement; HPO (High Performance Opal) Abdeckung für homogene Ausleuchtung; mikroprismatische PMMA-Abdeckung inkl. Diffusorfolie zur Reduktion der Leuchtdichte bei homogener Ausleuchtung; bildschirmtaugliche Arbeitsplatzleuchte nach DIN EN 12464-1 (UGR < 19) bei Powerswitch-Einstellung "e"; energieeffiziente LEDs mit sehr guter Farbwiedergabe; Powerswitch (e, e², e²⁺) bei schaltbarer Ausführung, am Lichteinsatz einstellbar; Binning initial ≤ 3 MacAdam; lieferbar in den Lichtfarben 3000 K und 4000 K; CRI ≥ 80; min. 80 % des Lichtstromes nach 50 000 h Lebensdauer Schutzart IP 20; SK I; wahlweise nicht dimmbar oder DALI-dimmbar

EN Luminaire housing made of extruded aluminium; for trimless installation in plasterboard ceilings; special edge design with grooves for better adhesion of filler; suitable for ceiling thickness of 8-25 mm; surface white powder coated; luminaire profile for mounting available in advance; remaining luminaire components mounted without tools; lighting insert consisting of highly reflective coated extruded profile for improved thermal management; HPO (High Performance Opal) cover for uniform illumination; micro prismatic PMMA diffuser incl. diffuser film for homogeneous illumination and reduced luminance; screen work capable luminaire as per DIN EN 12464-1 (UGR < 19) with powerswitch setting "e"; energy-efficient LEDs with very good colour rendering; powerswitch (e, e², e²⁺) with switchable versions, adjustable on the insert; binning initial ≤ 3 MacAdam; available in the light colours 3000 K and 4000 K; CRI ≥ 80; min. 80 % of the luminous flux after 50 000 hours; degree of protection IP 20; PC I; optionally non-dimmable or DALI dimmable

Features



skimmed into plasterboard ceiling (trimless)



power switch



tunable white 3000–6000 K on request

Standard configuration

COLOUR TEMPERATURE

3000 K	5

CONTROL

non DIM (switchable e/e²/e²⁺)	1
DIM DALI (only e²)	3

MATERIAL COLOUR

white

LIGHT OPTIC COVER

opal high performance	H

Extended configuration

COLOUR TEMPERATURE

4000 K	6

LIGHT OPTIC COVER

microprismatic	Z
microprismatic (UGR < 19)*	G

*UGR < 19 only with e LED

Options on request

COLOUR RENDERING INDEX

CRI ≥ 90

COLOUR TEMPERATURE

tunable white 3000–6000 K (2 DALI)

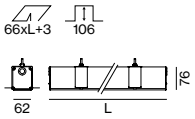

MINIMAL 60 trimless

POWER SWITCH | UGR < 19 | DALI 1 ADDR. | 220-240V | CB

SYS. POWER	COLOUR TEMP.	LUM. FLUX	L (mm)	ORDER CODE
10 W e	3000 K	860 lm	576	0 5 2 - 3 2 P 2 :: ⇕ 7 ◻
	4000 K	980 lm		
15 W e²	3000 K	1470 lm		
	4000 K	1560 lm		
21 W e²⁺	3000 K	1920 lm		
	4000 K	2040 lm		
13 W e	3000 K	1290 lm	876	0 5 2 - 3 2 P 3 :: ⇕ 7 ◻
	4000 K	1470 lm		
22 W e²	3000 K	2210 lm		
	4000 K	2350 lm		
31 W e²⁺	3000 K	2880 lm		
	4000 K	3060 lm		
17 W e	3000 K	1720 lm	1176	0 5 2 - 3 2 P 4 :: ⇕ 7 ◻
	4000 K	1950 lm		
29 W e²	3000 K	2950 lm		
	4000 K	3130 lm		
41 W e²⁺	3000 K	3830 lm		
	4000 K	4070 lm		
21 W e	3000 K	2150 lm	1476	0 5 2 - 3 2 P 5 :: ⇕ 7 ◻
	4000 K	2440 lm		
37 W e²	3000 K	3680 lm		
	4000 K	3910 lm		
52 W e²⁺	3000 K	4790 lm		
	4000 K	5090 lm		
34 W e	3000 K	3430 lm	2348	0 5 2 - 3 2 P 8 :: ⇕ 7 ◻
	4000 K	3910 lm		
59 W e²	3000 K	5890 lm		
	4000 K	6260 lm		
82 W e²⁺	3000 K	7670 lm		
	4000 K	8150 lm		

luminous flux opal high performance, -13 % by microprismatic Z cover,
-15 % by microprismatic G (UGR < 19) cover

LIGHT DISTRIBUTION

opal

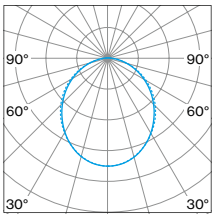

microprismatic Z

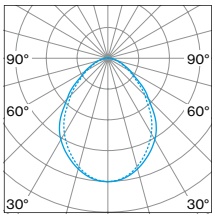

microprismatic G (UGR < 19)

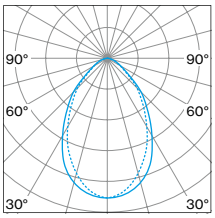

Mounting accessories



CONCRETE INSTALLATION HOUSING

L (mm)	W·H (mm)	ORDER CODE
582	75·88	0 3 6 - 0 4 0 6 6
882	75·88	0 3 6 - 0 4 0 9 6
1182	75·88	0 3 6 - 0 4 1 2 6
1482	75·88	0 3 6 - 0 4 1 5 6
2354	75·88	0 3 6 - 0 4 2 3 6

no use for wall installation (only on request)

Inspiration

Gymnasium Buchloe
Allgäu, Germany

ARCHITECT
LRO Architekten
Stuttgart, Germany

LIGHTING DESIGN
ratec licht
Lindenberg, Germany

PRODUCT
MINIMAL 60 trimless







MINIMAL 100
trimless

xal.com/minimal

Quickinfo

GENERAL

recessed
IP 20
opt. concrete installation housing

LED

Mid-power LED
up to 3990 lm/m
up to 129 lm/W
3000 K, 4000 K
CRI ≥ 80
Binning initial ≤ 3 MacAdam

ESTIMATED LED LIFETIME

L80 / 50 000 h

OPTICAL

direct illumination
PMMA cover opal
microprismatic (UGR < 19)

ELECTRICAL

non DIM, DIM DALI

PHYSICAL

aluminium
powder-coated
halogen-free cable

MINIMAL 100
system trimless
recessed
page 99



Description

DE Leuchtenkörper aus Aluminiumstrangpressprofil; geeignet für den randlosen Einbau in Gipskartondecken; spezielle Randausbildung mit Rillen für bessere Haftung der Spachtelmasse; geeignet für Deckenstärken von 8-25 mm; Oberfläche weiß pulverbeschichtet; Leuchtenprofil für Montage vorab lieferbar; restliche Leuchtenkomponenten werkzeuglos montierbar; Lichteinsatz bestehend aus hochreflektierend lackiertem Strangpressprofil für verbessertes Thermomanagement; HPO (High Performance Opal) Abdeckung für homogene Ausleuchtung; mikroprismatische PMMA-Abdeckung inkl. Diffusorfolie zur Reduktion der Leuchtdichte bei homogener Ausleuchtung; bildschirmtaugliche Arbeitsplatzleuchte nach DIN EN 12464-1 (UGR < 19) bei Powerswitch-Einstellung "e" und "e²"; energieeffiziente LEDs mit sehr guter Farbwiedergabe; Powerswitch (e, e², e²⁺) bei schaltbarer Ausführung, am Lichteinsatz einstellbar; Binning initial ≤ 3 MacAdam; lieferbar in den Lichtfarben 3000 K und 4000 K; CRI ≥ 80; min. 80 % des Lichtstromes nach 50 000 h Lebensdauer Schutzart IP 20; SK I; wahlweise nicht dimmbar oder DALI-dimmbar

EN Luminaire housing made of extruded aluminium; for trimless installation in plasterboard ceilings; special edge design with grooves for better adhesion of filler; suitable for ceiling thickness of 8-25 mm; surface white powder coated; luminaire profile for mounting available in advance; remaining luminaire components mounted without tools; lighting insert consisting of highly reflective coated extruded profile for improved thermal management; HPO (High Performance Opal) cover for uniform illumination; micro prismatic PMMA diffuser incl. diffuser film for homogeneous illumination and reduced luminance; screen work capable luminaire as per DIN EN 12464-1 (UGR < 19) with powerswitch setting "e" and "e²"; energy-efficient LEDs with very good colour rendering; powerswitch (e, e², e²⁺) with switchable versions, adjustable on the insert; binning initial ≤ 3 MacAdam; available in the light colours 3000 K and 4000 K; CRI ≥ 80; min. 80 % of the luminous flux after 50 000 hours; degree of protection IP 20; PC I; optionally non-dimmable or DALI dimmable

Features



skimmed into plasterboard ceiling (trimless)



microprismatic (UGR < 19)



power switch



tunable white 3000–6000 K on request

Standard configuration

COLOUR TEMPERATURE

3000 K	5

CONTROL

non DIM (switchable e/e²/e²⁺)	1
DIM DALI (only e²)	3

MATERIAL COLOUR

white

LIGHT OPTIC COVER

opal high performance	H

Extended configuration

COLOUR TEMPERATURE

4000 K	6

LIGHT OPTIC COVER

microprismatic	Z
microprismatic (UGR < 19)*	G

*UGR < 19 only with e / e² LED

Options on request

COLOUR RENDERING INDEX

CRI ≥ 90

COLOUR TEMPERATURE

tunable white 3000–6000 K (2 DALI)

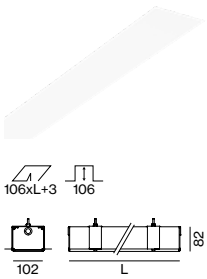

MINIMAL 100 trimless

POWER SWITCH · UGR < 19 · DALI 1 ADDR. · 220-240 V · CB

SYS. POWER	COLOUR TEMP.	LUM. FLUX	L (mm)	ORDER CODE
10 W e	3000 K	1030 lm	576	0 5 2 - 3 3 P 2 :: ⇕ 7 ▢
	4000 K	1090 lm		
15 W e²	3000 K	1650 lm		
	4000 K	1750 lm		
21 W e²⁺	3000 K	2150 lm		
	4000 K	2280 lm		
13 W e	3000 K	1540 lm	876	0 5 2 - 3 3 P 3 :: ⇕ 7 ▢
	4000 K	1640 lm		
22 W e²	3000 K	2470 lm		
	4000 K	2630 lm		
31 W e²⁺	3000 K	3220 lm		
	4000 K	3420 lm		
17 W e	3000 K	2060 lm	1176	0 5 2 - 3 3 P 4 :: ⇕ 7 ▢
	4000 K	2190 lm		
29 W e²	3000 K	3300 lm		
	4000 K	3510 lm		
41 W e²⁺	3000 K	4300 lm		
	4000 K	4560 lm		
21 W e	3000 K	2570 lm	1476	0 5 2 - 3 3 P 5 :: ⇕ 7 ▢
	4000 K	2730 lm		
37 W e²	3000 K	4120 lm		
	4000 K	4380 lm		
52 W e²⁺	3000 K	5370 lm		
	4000 K	5700 lm		
34 W e	3000 K	4120 lm	2348	0 5 2 - 3 3 P 8 :: ⇕ 7 ▢
	4000 K	4380 lm		
59 W e²	3000 K	6600 lm		
	4000 K	7010 lm		
82 W e²⁺	3000 K	8590 lm		
	4000 K	9130 lm		

luminous flux opal high performance, -8 % by microprismatic Z cover,
-10 % by microprismatic G (UGR < 19) cover

LIGHT DISTRIBUTION

opal

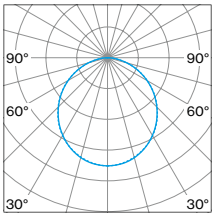

microprismatic Z

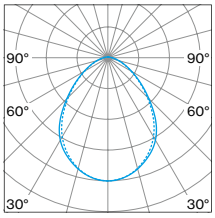

microprismatic G (UGR < 19)

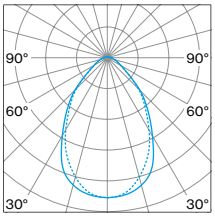

Mounting accessories



CONCRETE INSTALLATION HOUSING

L (mm)	W·H (mm)	ORDER CODE
582	116·94	0 3 6 - 0 5 0 6 6
882	116·94	0 3 6 - 0 5 0 9 6
1182	116·94	0 3 6 - 0 5 1 2 6
1482	116·94	0 3 6 - 0 5 1 5 6
2354	116·94	0 3 6 - 0 5 2 3 6

no use for wall installation (only on request)

Inspiration

One Shelley Street, Macquarie Group
Sydney, Australia

ARCHITECT
Clive Wilkinson Architects
California, USA

LIGHTING DESIGN
Space Lighting Pty Ltd.
Surry Hills, Australia

PRODUCT
MINIMAL 100 trimless







03



ANBAU- / PENDELSTRAHLER
SURFACE MOUNTED AND SUSPENDED SPOTLIGHTS



BO 55 basic / wls
surface /
semi-recessed
240 new



KIS
surface /
semi-recessed
244



SASSO
ceiling
248



SASSO
suspended
254



KARO
ceiling
258



NOD
suspended
262 new



TULA
suspended
266

BO 55 basic / wls surface / semi-recessed

xal.com/bo



Quickinfo

GENERAL

surface mounted
IP 20
several mounting options

LED

COB LED module
up to 84 lm/W
2700 K, 3000 K, 4000 K
CRI ≥ 90
Binning initial ≤ 3 MacAdam

ESTIMATED LED LIFETIME

L80 / 50 000 h

OPTICAL

direct illumination
beam angle 6°, 14°, 23°, 33°

ELECTRICAL

non DIM

PHYSICAL

aluminium
powder-coated

Description

DE Strahlerelement aus Aluminiumdruckguss; Oberfläche weiß oder schwarz pulverbeschichtet; Strahlerkopf 355° dreh- und 90° schwenkbar; wahlweise mit Aufbaugehäuse oder als Deckeneinbauvariante; Konverter im Strahlerkopf integriert; COB (Chip on Board) Technologie für höchste Effizienz; keine Bildung von Mehrfachschatten; energieeffiziente LEDs mit sehr guter Farbwiedergabe; Binning initial ≤ 3 MacAdam; lieferbar in den Lichtfarben 2700 K, 3000 K und 4000 K; CRI ≥ 90; min. 80 % des Lichtstromes nach 50 000 h Lebensdauer wahlweise mit hochwertiger Linsenoptik mit präziser Abstrahlcharakteristik; bzw. hochwertiger Reflektor mit sphärischer Facettenoptik, präzise Abstrahlcharakteristik mit drei verschiedenen Ausstrahlwinkeln; werkzeuglos einsetz- bzw. austauschbar; Schutzart IP 20; SK II

EN Spotlight element in die-cast aluminium; surface powder coated in white or black; spotlight head 355° rotatable and 90° tiltable; either with surface mounted housing or as ceiling recessed variant; converter integrated into spotlight head; COB (Chip on Board) technology for maximum efficiency; no multiple shadows; energy-efficient LEDs with very good colour rendering; binning initial ≤ 3 MacAdam; available in the light colours 2700 K, 3000 K and 4000 K; CRI ≥ 90; min. 80 % of the luminous flux after 50 000 hours; with optional high-quality lens system with precise radiation characteristic; and high-quality reflector with spherical facet effect design, precise radiation characteristic with three different beam angles; installed and exchanged without tools; degree of protection IP 20; PC II

Features



glare-free due to recessed LED



honeycomb louver as accessory

BO 55 basic track

page 680



Standard configuration

MOUNTING

semi-recessed	8
surface	9

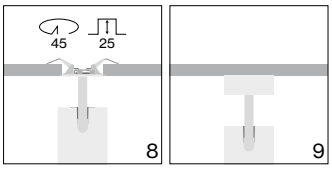

COLOUR TEMPERATURE

3000 K	5

CONTROL

non DIM

MATERIAL COLOUR

white	7
black	8

7 | 8

REFLECTOR

flood 33°	F

Extended configuration

COLOUR TEMPERATURE

2700 K	4
4000 K	6

REFLECTOR

spot 14°	S
medium 23°	M

LED LENS

super spot 6° (only for BO 55 wls)	V



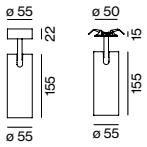

BO 55 basic

355° 90° | CRI >90 | 220-240V

SYSTEM POWER	COLOUR TEMP.	LUMINOUS FLUX	ORDER CODE
21 W	2700 K	1340 lm	0 5 3 - 3 0 ○ 1 ⁘ 1 ◪ ▲
	3000 K	1540 lm	
	4000 K	1650 lm	

luminous flux spot 14°

LIGHT DISTRIBUTION for 3000 K

spot 14°

h (m)	E (lx)	ø (m)
1	12907	ø 0,25
2	3227	ø 0,51
3	1434	ø 0,76
4	807	ø 1,01
5	516	ø 1,26

medium 23°

h (m)	E (lx)	ø (m)
1	6769	ø 0,40
2	1692	ø 0,81
3	752	ø 1,21
4	423	ø 1,61
5	271	ø 2,02

flood 33°

h (m)	E (lx)	ø (m)
1	3625	ø 0,68
2	906	ø 1,37
3	403	ø 2,05
4	227	ø 2,74
5	145	ø 3,42



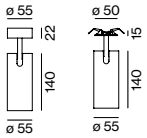

BO 55 wls

355° 90° | CRI >90 | 220-240V

SYSTEM POWER	COLOUR TEMP.	LUMINOUS FLUX	ORDER CODE
10 W	2700 K	620 lm	0 5 3 - 3 0 ○ 0 ⁘ 1 ◪ ▲
	3000 K	710 lm	
	4000 K	710 lm	

luminous flux spot 14°

LIGHT DISTRIBUTION for BO 55 basic wls, 3000 K

super spot 6°

h (m)	E (lx)	ø (m)
1	22562	ø 0,11
2	5640	ø 0,21
3	2506	ø 0,32
4	1410	ø 0,43
5	902	ø 0,53

spot 14°

h (m)	E (lx)	ø (m)
1	6667	ø 0,25
2	1666	ø 0,50
3	740	ø 0,76
4	416	ø 1,01
5	266	ø 1,26

medium 23°

h (m)	E (lx)	ø (m)
1	2905	ø 0,40
2	726	ø 0,80
3	322	ø 1,21
4	181	ø 1,61
5	116	ø 2,01

flood 33°

h (m)	E (lx)	ø (m)
1	1801	ø 0,60
2	450	ø 1,20
3	200	ø 1,80
4	112	ø 2,40
5	72	ø 3,00

Optical accessories

HONEYCOMB LOUVER

TYPE	Ø·H (mm)	ORDER CODE
honeycomb louver	50·3	0 0 7 - 1 9 6 5 1 9 8

Inspiration

Speisesaal Eurac
Bolzano, Italy

PRODUCT
BO 55 basic semi-recessed

ARCHITECT
Roland Baldi architects
Bolzano, Italy

LIGHTING DESIGN
Eurolicht S.r.l.
Bolzano, Italy







KIS
surface / semi-recessed

xal.com/kis



Quickinfo

GENERAL
surface mounted
IP 40
several mounting options

LED
COB LED module
up to 69 lm/W
3000 K
CRI ≥ 90
Binning initial ≤ 3 MacAdam

ESTIMATED LED LIFETIME
L80 / 50 000 h

OPTICAL
beam angle 21°, 36°
lens optics
glare reduction

ELECTRICAL
non DIM, DIM DALI

PHYSICAL
aluminium
powder-coated

Description

DE Rundes Strahlerelement aus Aluminiumdruckguss; Oberfläche weiß oder schwarz pulverbeschichtet; 360° dreh- und 85° schwenkbar; werkzeuglose Montage im Montageset durch Kugelschnappsystem; Montage wahlweise in Aufbaugehäuse oder als Einbau-Variante (mittels Zubehör randlos bzw. mit umlaufendem Rand); passive Kühlung der LEDs durch optimierte Kühlkörpergeometrie; COB (Chip on Board) Technologie für höchste Effizienz; keine Bildung von Mehrfachschatten; energieeffiziente LEDs mit sehr guter Farbwiedergabe; Binning initial ≤ 3 MacAdam; lieferbar in der Lichtfarbe 3000 K; CRI ≥ 90; min. 80 % des Lichtstromes nach 50 000 h Lebensdauer hochwertige Einzellinse; präzise Abstrahlcharakteristik mit zwei verschiedenen Ausstrahlwinkeln; Schutzart IP 40; SK II; optional DALI-dimmbar

EN Round spotlight element of die-cast aluminium; surface powder coated in white or black; 355° rotatable and 85° tiltable; installation without tools in mounting set with ball catch system; installation either in surface mounted housing or as recessed variant (through accessories with or without trim); passive cooling of LEDs with optimised heat sink geometry; COB (Chip on Board) technology for maximum efficiency; no multiple shadows; energy-efficient LEDs with very good colour rendering; binning initial ≤ 3 MacAdam; available in the light colour 3000 K; CRI ≥ 90; min. 80 % of the luminous flux after 50 000 hours; high quality single lens; precise radiation characteristic with two different beam angles; degree of protection IP 40; PC II; optional DALI dimmable

Features

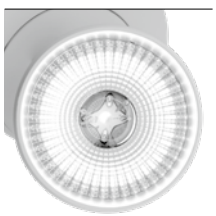

lens optics

KIS
track
page 700



Standard configuration

COLOUR TEMPERATURE
3000 K — 5

CONTROL
non DIM — 3

MATERIAL COLOUR
white — 7

7

REFLECTOR
flood 36° — F

Extended configuration

CONTROL
DIM DALI — 2

MATERIAL COLOUR
black — 8

8

+5 % surcharges

REFLECTOR
medium 21° — M

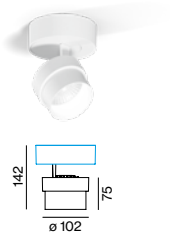

KIS surface

360° 85° | CRI >90 | 220-240V | IP40

SYSTEM POWER	COLOUR TEMP.	LUMINOUS FLUX	ORDER CODE
16 W	3000 K	1080 lm	049-171253

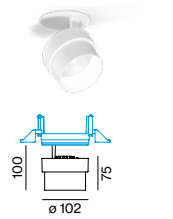

KIS semi-recessed

360° 85° | CRI >90 | DALI 1 ADDR. | 220-240V | IP40

SYSTEM POWER	COLOUR TEMP.	LUMINOUS FLUX	ORDER CODE
16 W	3000 K	1080 lm	049-171255

LIGHT DISTRIBUTION for 16 W

medium 21°

h (m)	E (lx)	ø (m)
1	6221	ø 0,36
2	1555	ø 0,73
3	691	ø 1,09
4	388	ø 1,46
5	248	ø 1,82

flood 36°

h (m)	E (lx)	ø (m)
1	1484	ø 0,65
2	371	ø 1,30
3	164	ø 1,95
4	92	ø 2,60
5	59	ø 3,25

Mounting accessories



SURFACE HOUSING

TYPE	ORDER CODE
surface housing	049-119111

do not use with DIM DALI (on request)

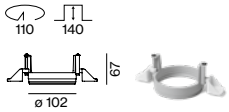

MOUNTING SET TRIMLESS

for installation in plasterboard ceilings

CEILING THICKNESS (mm)	ORDER CODE
8-25	052-192140

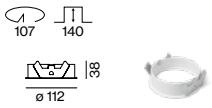

MOUNTING RING WITH TRIM

for intermediate ceilings

CEILING THICKNESS (mm)	ORDER CODE
2-25	052-192243

Inspiration

Dentist Dr. Fuchs
Ingolstadt, Germany

PRODUCT
KIS semi-recessed
customised

ARCHITECT
Göke Praxiskonzepte
Düsseldorf, Germany

LIGHTING DESIGN
Göke Praxiskonzepte
Düsseldorf, Germany





SASSO
ceiling

xal.com/sasso



Quickinfo

GENERAL

ceiling mounted
IP 20
light engine exchangeable

LED

COB LED module
up to 101 lm/W
2700 K, 3000 K, 4000 K
CRI ≥ 90
Binning initial ≤ 3 MacAdam

ESTIMATED LED LIFETIME

L80 / 50 000 h

OPTICAL

beam angle 18°, 24°, 36° (100)
beam angle 14°, 25°, 41° (150)
optical accessories

ELECTRICAL

non DIM, DIM DALI

PHYSICAL

aluminium
powder-coated

Description

DE Zylindrischer Aufbaustrahler aus Aluminium in 2 verschiedenen Durchmessern; werkzeuglose Montage im Gehäuse durch Kugelschnappsystem; 360° dreh- und 15° schwenkbar; Oberfläche weiß oder schwarz pulverbeschichtet; optische Aufsätze sind als Zubehör erhältlich; passive Kühlung der LEDs durch optimierte Kühlkörpergeometrie; COB (Chip on Board) Technologie für höchste Effizienz; keine Bildung von Mehrfachschatten; energieeffiziente LEDs mit sehr guter Farbwiedergabe; Binning initial ≤ 3 MacAdam; lieferbar in den Lichtfarben 2700 K, 3000 K und 4000 K; CRI ≥ 90; min. 80 % des Lichtstromes nach 50 000 h Lebensdauer hochwertiger Aluminiumreflektor mit sphärischer Facettenoptik; hochglänzend eloxiert; präzise Abstrahlcharakteristik mit drei verschiedenen Ausstrahlwinkeln; werkzeuglos einsetz- bzw. austauschbar; Schutzart IP 20; SK I; optional DALI-dimmbar

EN Cylindrical surface mounted spotlight in aluminium in 2 different diameters; installation without tools in housing with ball catch system; 360° rotatable and 15° tiltable; surface powder coated in white or black; optical attachments available as accessories; passive cooling of LEDs with optimised heat sink geometry; COB (Chip on Board) technology for maximum efficiency; no multiple shadows; energy-efficient LEDs with very good colour rendering; binning initial ≤ 3 MacAdam; available in the light colours 2700 K, 3000 K and 4000 K; CRI ≥ 90; min. 80 % of the luminous flux after 50 000 hours; high quality aluminium reflector with spherical facet finish; high gloss anodised; precise radiation characteristic with three different beam angles; installed and exchanged without tools; degree of protection IP 20; PC I; optional DALI dimmable

Standard configuration

COLOUR TEMPERATURE
3000 K 5

CONTROL
non DIM 1

MATERIAL COLOUR
white 7

7

REFLECTOR SASSO 100 / 150
flood 36° / 41° F

Extended configuration

COLOUR TEMPERATURE
2700 K 4
4000 K 6

CONTROL
DIM DALI 3

MATERIAL COLOUR
black 8

8

+5 % surcharges

REFLECTOR SASSO 100 / 150
spot 18° / 14° S
medium 24° / 25° M

Options on request

INDIVIDUAL MATERIAL COLOUR
please contact factory



SASSO 100 ceiling

360° 15° | CRI >90 | DALI 1 ADDR. | 220-240 V

SYSTEM POWER	COLOUR TEMP.	LUMINOUS FLUX	ORDER CODE
15 W	2700 K	1360 lm	0 4 8 - 2 4 4 0
	3000 K	1410 lm	

LIGHT DISTRIBUTION for 3000 K

spot 18°

h (m)	E (lx)	ø (m)
1	7824	ø 0,31
2	1956	ø 0,62
3	869	ø 0,93
4	489	ø 1,24
5	312	ø 1,55

medium 24°

h (m)	E (lx)	ø (m)
1	5067	ø 0,42
2	1266	ø 0,84
3	563	ø 1,27
4	316	ø 1,69
5	202	ø 2,11

flood 36°

h (m)	E (lx)	ø (m)
1	2970	ø 0,65
2	742	ø 1,31
3	330	ø 1,96
4	185	ø 2,61
5	118	ø 3,27

Optical accessories

SASSO 100



TYPE	Ø·H (mm)	ORDER CODE
honeycomb	74·11	0 4 8 - 2 1 9 1 3 1
linear prismatic lens	74·11	0 4 8 - 2 1 9 2 3 1
snoot	74·25	0 4 8 - 2 1 9 1 1 1
snoot + honeycomb	74·25	0 4 8 - 2 1 9 1 2 1

use only 1 optical accessory



SASSO 150 ceiling

360° 15° | CRI >90 | DALI 1 ADDR. | 220-240 V

SYSTEM POWER	COLOUR TEMP.	LUMINOUS FLUX	ORDER CODE
28 W	3000 K	2640 lm	0 4 8 - 2 5 4 0
	4000 K	2830 lm	

LIGHT DISTRIBUTION for 3000 K

spot 14°

h (m)	E (lx)	ø (m)
1	23559	ø 0,24
2	5889	ø 0,48
3	2617	ø 0,73
4	1472	ø 0,97
5	942	ø 1,21

medium 25°

h (m)	E (lx)	ø (m)
1	10710	ø 0,44
2	2677	ø 0,87
3	1190	ø 1,31
4	669	ø 1,74
5	428	ø 2,18

flood 41°

h (m)	E (lx)	ø (m)
1	4724	ø 0,74
2	1181	ø 1,48
3	524	ø 2,22
4	295	ø 2,96
5	188	ø 3,70

Optical accessories

SASSO 150

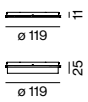

TYPE	Ø·H (mm)	ORDER CODE
honeycomb	119·11	0 4 8 - 2 2 9 1 3 1
linear prismatic lens	119·11	0 4 8 - 2 2 9 2 3 1
snoot	119·25	0 4 8 - 2 2 9 1 1 1
snoot + honeycomb	119·25	0 4 8 - 2 2 9 1 2 1

use only 1 optical accessory

Inspiration

Kinderkunsthaus
Munich, Germany

PRODUCT
SASSO 100 ceiling

ARCHITECT
ateliersv
Munich, Germany

LIGHTING DESIGN
ateliersv
Munich, Germany






-lich
Willkommen

Inspiration

Bank of Ireland
Dublin, Ireland

PRODUCT
SASSO 100 ceiling

ARCHITECT
Henry J Lyons Architects
Dublin, Ireland

LIGHTING DESIGN
O'Connor Sutton Cronin
Dublin, Ireland





SASSO
suspended

xal.com/sasso



Quickinfo

GENERAL

suspended
IP 20
light engine exchangeable

LED

COB LED module
up to 101 lm/W
2700 K, 3000 K, 4000 K
CRI ≥ 90
Binning initial ≤ 3 MacAdam

ESTIMATED LED LIFETIME

L80 / 50 000 h

OPTICAL

beam angle 18°, 24°, 36° (100)
beam angle 14°, 25°, 41° (150)
optical accessories

ELECTRICAL

non DIM, DIM DALI
transparent power cable

PHYSICAL

aluminium
powder-coated

Description

DE Zylindrischer Strahler aus Aluminium in 2 verschiedenen Durchmessern; Pendelleuchte mit 1500 mm Seilabhängung; 5x0,75 mm²; 360° dreh- und 15° schwenkbar; Oberfläche weiß oder schwarz pulverbeschichtet; optische Aufsätze sind als Zubehör erhältlich; passive Kühlung der LEDs durch optimierte Kühlkörpergeometrie; COB (Chip on Board) Technologie für höchste Effizienz; keine Bildung von Mehrfachschatten; energieeffiziente LEDs mit sehr guter Farbwiedergabe; Binning initial ≤ 3 MacAdam; lieferbar in den Lichtfarben 2700 K, 3000 K und 4000 K; CRI ≥ 90; min. 80 % des Lichtstromes nach 50 000 h Lebensdauer hochwertiger Aluminiumreflektor mit sphärischer Facettenoptik; hochglänzend eloxiert; präzise Abstrahlcharakteristik mit drei verschiedenen Ausstrahlwinkeln; werkzeuglos einsetz- bzw. austauschbar; Schutzart IP 20; SK I; optional DALI-dimmbar

EN Cylindrical spotlight in aluminium in 2 different diameters; Suspended luminaire with 1500 mm cable suspension; 5x0,75 mm²; 360° rotatable and 15° tiltable; surface powder coated in white or black; optical attachments available as accessories; passive cooling of LEDs with optimised heat sink geometry; COB (Chip on Board) technology for maximum efficiency; no multiple shadows; energy-efficient LEDs with very good colour rendering; binning initial ≤ 3 MacAdam; available in the light colours 2700 K, 3000 K and 4000 K; CRI ≥ 90; min. 80 % of the luminous flux after 50 000 hours; high quality aluminium reflector with spherical facet finish; high gloss anodised; precise radiation characteristic with three different beam angles; installed and exchanged without tools; degree of protection IP 20; PC I; optional DALI dimmable

Standard configuration

COLOUR TEMPERATURE
3000 K — 5

CONTROL
non DIM — 1

MATERIAL COLOUR
white — 7

7

REFLECTOR SASSO 100 / 150
flood 36° / 41° — F

Extended configuration

COLOUR TEMPERATURE
2700 K — 4
4000 K — 6

CONTROL
DIM DALI — 3

MATERIAL COLOUR
black — 8

8

+5 % surcharges

REFLECTOR SASSO 100 / 150
spot 18° / 14° — S
medium 24° / 25° — M

Options on request

INDIVIDUAL MATERIAL COLOUR
please contact factory



SASSO 100 suspended

360° 15° | CRI >90 | DALI 1 ADDR. | 220-240 V

SYSTEM POWER	COLOUR TEMP.	LUMINOUS FLUX	ORDER CODE
15 W	2700 K	1360 lm	0 4 8 - 2 4 5 0
	3000 K	1410 lm	

LIGHT DISTRIBUTION for 3000 K

spot 18°

h (m)	E (lx)	ø (m)
1	7824	ø 0,31
2	1956	ø 0,62
3	869	ø 0,93
4	489	ø 1,24
5	312	ø 1,55

medium 24°

h (m)	E (lx)	ø (m)
1	5067	ø 0,42
2	1266	ø 0,84
3	563	ø 1,27
4	316	ø 1,69
5	202	ø 2,11

flood 36°

h (m)	E (lx)	ø (m)
1	2970	ø 0,65
2	742	ø 1,31
3	330	ø 1,96
4	185	ø 2,61
5	118	ø 3,27

Optical accessories

SASSO 100



TYPE	Ø·H (mm)	ORDER CODE
honeycomb	74·11	0 4 8 - 2 1 9 1 3 1
linear prismatic lens	74·11	0 4 8 - 2 1 9 2 3 1
snoot	74·25	0 4 8 - 2 1 9 1 1 1
snoot + honeycomb	74·25	0 4 8 - 2 1 9 1 2 1

use only 1 optical accessory



SASSO 150 suspended

360° 15° | CRI >90 | DALI 1 ADDR. | 220-240 V

SYSTEM POWER	COLOUR TEMP.	LUMINOUS FLUX	ORDER CODE
28 W	3000 K	2640 lm	0 4 8 - 2 5 5 0
	4000 K	2830 lm	

LIGHT DISTRIBUTION for 3000 K

spot 14°

h (m)	E (lx)	ø (m)
1	23559	ø 0,24
2	5889	ø 0,48
3	2617	ø 0,73
4	1472	ø 0,97
5	942	ø 1,21

medium 25°

h (m)	E (lx)	ø (m)
1	10710	ø 0,44
2	2677	ø 0,87
3	1190	ø 1,31
4	669	ø 1,74
5	428	ø 2,18

flood 41°

h (m)	E (lx)	ø (m)
1	4724	ø 0,74
2	1181	ø 1,48
3	524	ø 2,22
4	295	ø 2,96
5	188	ø 3,70

Optical accessories

SASSO 150

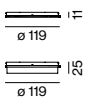

TYPE	Ø·H (mm)	ORDER CODE
honeycomb	119·11	0 4 8 - 2 2 9 1 3 1
linear prismatic lens	119·11	0 4 8 - 2 2 9 2 3 1
snoot	119·25	0 4 8 - 2 2 9 1 1 1
snoot + honeycomb	119·25	0 4 8 - 2 2 9 1 2 1

use only 1 optical accessory

Inspiration

Hirslanden Ortho Clinic
Zurich, Switzerland

ARCHITECT
Itten+Brechbühl AG
Basel, Switzerland

PRODUCT
SASSO 100 surface
SASSO 100 suspended





KARO
ceiling

xal.com/karo

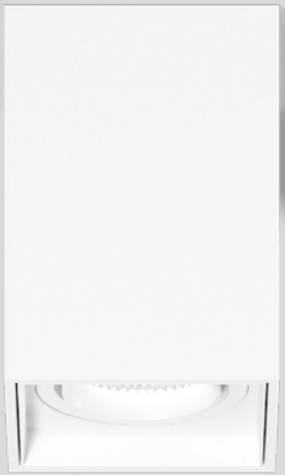

Quickinfo

GENERAL

ceiling mounted
IP 20
light engine exchangeable

LED

COB LED module
up to 94 lm/W
2700 K, 3000 K
CRI ≥ 90
Binning initial ≤ 3 MacAdam

ESTIMATED LED LIFETIME

L80 / 50 000 h

OPTICAL

beam angle 18°, 24°, 36°
optical accessories

ELECTRICAL

non DIM, DIM DALI

PHYSICAL

aluminium
powder-coated

Description

DE Kubischer Aufbaustrahler aus Aluminium; 360° dreh- und 15° schwenkbar; Oberfläche weiß, silbergrau oder schwarz pulverbeschichtet; optische Aufsätze sind als Zubehör erhältlich; passive Kühlung der LEDs durch optimierte Kühlkörpergeometrie; COB (Chip on Board) Technologie für höchste Effizienz; keine Bildung von Mehrfachschatten; energieeffiziente LEDs mit sehr guter Farbwiedergabe; Binning initial ≤ 3 MacAdam; lieferbar in den Lichtfarben 2700 K und 3000 K; CRI ≥ 90; min. 80 % des Lichtstromes nach 50 000 h Lebensdauer hochwertiger Aluminiumreflektor mit sphärischer Facettenoptik; hochglänzend eloxiert; präzise Abstrahlcharakteristik mit drei verschiedenen Ausstrahlwinkeln; werkzeuglos einsetz- bzw. austauschbar; Schutzart IP 20; SK I; optional DALI-dimmbar

EN Cubic surface mounted spotlight made of aluminium; 360° rotatable and 15° tiltable; surface white, silver-grey or black powder coated; optical attachments available as accessories; passive cooling of LEDs with optimised heat sink geometry; COB (Chip on Board) technology for maximum efficiency; no multiple shadows; energy-efficient LEDs with very good colour rendering; binning initial ≤ 3 MacAdam; available in the light colours 2700 K and 3000 K; CRI ≥ 90; min. 80 % of the luminous flux after 50 000 hours; high quality aluminium reflector with spherical facet finish; high gloss anodised; precise radiation characteristic with three different beam angles; installed and exchanged without tools; degree of protection IP 20; PC I; optional DALI dimmable

Standard configuration

COLOUR TEMPERATURE

3000 K	5

CONTROL

non DIM	1

MATERIAL COLOUR

white	7

7

REFLECTOR

flood 36°	F

Extended configuration

COLOUR TEMPERATURE

2700 K	4

CONTROL

DIM DALI	3

MATERIAL COLOUR

silver-grey	G
black	8

G 8

+5 % surcharges

REFLECTOR

spot 18°	S
medium 24°	M

Options on request

INDIVIDUAL MATERIAL COLOUR

please contact factory

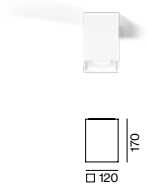

KARO ceiling

360° 15° | CRI >90 | DALI 1 ADDR. | 220-240 V

SYSTEM POWER	COLOUR TEMP.	LUMINOUS FLUX	ORDER CODE
15 W	2700 K	1360 lm	0 4 8 - 4 4 3 0
	3000 K	1410 lm	

LIGHT DISTRIBUTION for 3000 K

spot 18°

h (m)	E (lx)	ø (m)
1	7637	ø 0,31
2	1909	ø 0,62
3	848	ø 0,93
4	477	ø 1,24
5	305	ø 1,55

medium 24°

h (m)	E (lx)	ø (m)
1	4945	ø 0,42
2	1236	ø 0,84
3	549	ø 1,27
4	309	ø 1,69
5	197	ø 2,11

flood 36°

h (m)	E (lx)	ø (m)
1	2899	ø 0,65
2	724	ø 1,31
3	322	ø 1,96
4	181	ø 2,61
5	115	ø 3,27

Optical accessories

HONEYCOMB, LENS AND SNOOT

TYPE	Ø·H (mm)	ORDER CODE
honeycomb	74·11	0 4 8 - 2 1 9 1 3 1
linear prismatic lens	74·11	0 4 8 - 2 1 9 2 3 1
snoot	74·25	0 4 8 - 2 1 9 1 1 1
snoot + honeycomb	74·25	0 4 8 - 2 1 9 1 2 1

use only 1 optical accessory

Inspiration

Ryser Optical Store
St. Gallen, Switzerland

PRODUCT
KARO ceiling

ARCHITECT
Heikaus, shopfitting
Mundelsheim, Germany







NOD
suspended

xal.com/nod

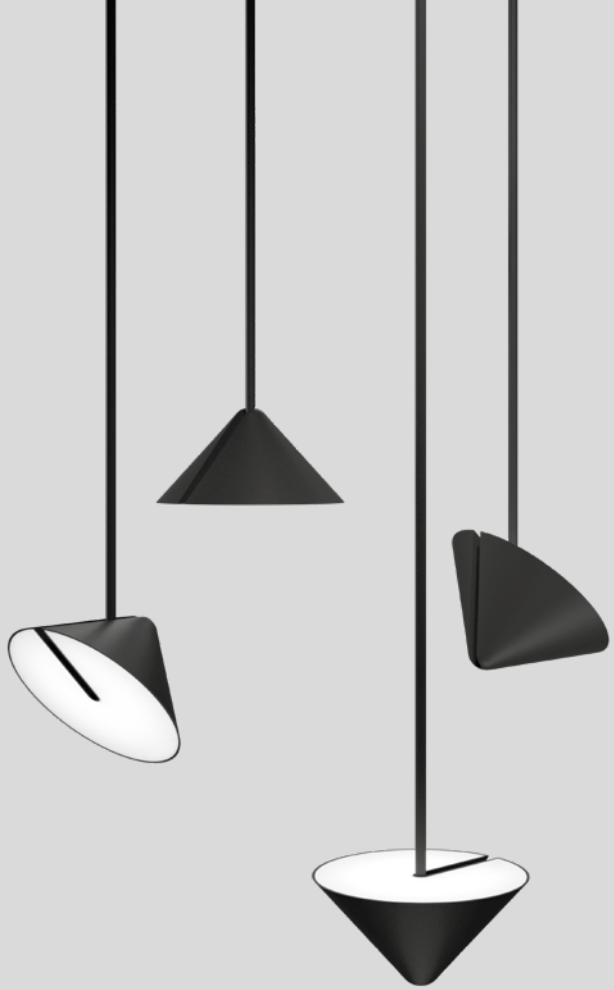

Quickinfo

GENERAL
suspended (rod)
IP 20

LED
Mid-power LED
up to 95 lm/W
2700 K, 3000 K
CRI ≥ 90
Binning initial ≤ 3 MacAdam

ESTIMATED LED LIFETIME
L70 / 50 000 h

OPTICAL
direct light 100 %
PMMA cover opal

ELECTRICAL
non DIM

PHYSICAL
soft touch coated surface
330° turnable, 180° tiltable

Description

DE Kegelförmiger Leuchtenkörper aus Kunststoff; Leuchtenkörper 330° dreh- und 180° schwenkbar gelagert; elegante Hängeleuchte mit schwarzer Soft-Touch-Oberfläche; mit kürzbarer Pendelrohrabhängung, wahlweise 1500 mm oder 2500 mm, Einspeiseleitung in Pendelrohr; optional mit Pendelrohrabhängung 1500 mm und 3 Phasen Adapter für werkzeugloses Einsetzen bzw. Verschieben in verschiedenen 3 Phasen Stromschienen; absolut homogen ausgeleuchtete, satinierte PMMA-Abdeckung; energieeffiziente LEDs mit sehr guter Farbwiedergabe; Binning initial ≤ 3 MacAdam; lieferbar in den Lichtfarben 2700 K und 3000 K; CRI ≥ 90; min. 70 % des Lichtstromes nach 50 000 h Lebensdauer Schutzart IP 20; SK I; inkl. Konverter, nicht dimmbar

EN Cone-shaped luminaire housing made of plastic; luminaire housing 330° rotatable and 180° tiltable pivot-mounted; elegant suspended luminaire with black soft-touch surface; with adjustable pendant rod mounting, either 1500 mm or 2500 mm, feed in rod; optionally with pendant rod mounting 1500 mm and 3 phase adapter for toolless installation or movement on various 3 phase power tracks; completely homogeneously illuminated, satinised PMMA cover; energy-efficient LEDs with very good colour rendering; binning initial ≤ 3 MacAdam; available in the light colours 2700 K and 3000 K; CRI ≥ 90; min. 70 % of the luminous flux after 50 000 hours; degree of protection IP 20; PC I; incl. converter, non dimmable

Features

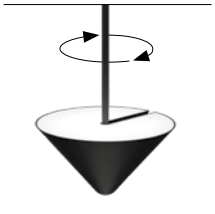

330° rotatable

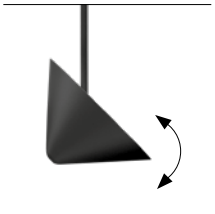

180° tiltable



available with
3-phase adapter

Standard configuration

SUSPENSION

rod 1500 mm	5

COLOUR TEMPERATURE

2700 K	4
3000 K	5

CONTROL

non DIM

MATERIAL COLOUR

black

Extended configuration

SUSPENSION

rod 2500 mm	6
3-phase adapter 1500 mm	2

Options on request

CONTROL

phase-cut DIM

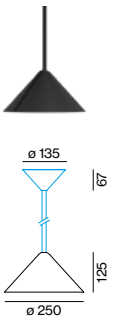

NOD suspended

330°
180°
CRI >90
220-240V

SYSTEM POWER	COLOUR TEMP.	LUMINOUS FLUX	ORDER CODE
10 W	2700 K	890 lm	0 7 2 - 6 5 2 2 4 1 8 0
	3000 K	960 lm	

LIGHT DISTRIBUTION

opal

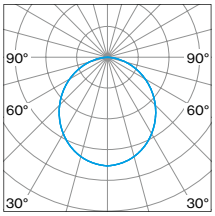

direct

Inspiration

Kastner & Öhler
Graz, Austria

PRODUCT
NOD suspended







TULA
suspended

xal.com/tula



Quickinfo

GENERAL

suspended
IP 20
several mounting options

LED

High-power LED / COB LED module
up to 62 lm/W
2700 K
CRI ≥ 80

ESTIMATED LED LIFETIME

L70 / 50 000 h (TULA NANO)
L80 / 50 000 h (TULA MICRO)

OPTICAL

direct illumination
beam angle 28°, 33°
lens optics

ELECTRICAL

non DIM

PHYSICAL

aluminium
chrome
powder-coated

Description

DE Dekorative Pendelleuchte aus Aluminium; Oberfläche chrom poliert, schwarz oder grau pulverbeschichtet; Pendelleuchte mit 1500 mm Seilabhängung; passive Kühlung der LEDs durch optimierte Kühlkörpergeometrie; energieeffiziente LEDs mit sehr guter Farbwiedergabe; Binning initial ≤ 3 MacAdam; lieferbar in der Lichtfarbe 2700 K; CRI ≥ 80; min. 70% bzw. 80 % (TULA MICRO) des Lichtstromes nach 50 000 h Lebensdauer; Schutzart IP 20; SK III; Konverter im Baldachin enthalten, wahlweise als Einbau- oder Aufbauvariante

EN Decorative suspended luminaire in aluminium; surface polished chrome, black or grey powder coated; Suspended luminaire with 1500 mm cable suspension; passive cooling of LEDs with optimised heat sink geometry; energy-efficient LEDs with very good colour rendering; binning initial ≤ 3 MacAdam; available in the light colour 2700 K; CRI ≥ 80; min. 70 % or 80 % (TULA MICRO) of the luminous flux after 50 000 hours; degree of protection IP 20; PC III; converter included in canopy, either recessed or surface mounted version

Features



decorative gold lamp ring for TULA MICRO

Standard configuration

COLOUR TEMPERATURE
2700 K

CONTROL
non DIM

MATERIAL COLOUR

chrome	4
grey	6
black	8

4 | 6 | 8



TULA NANO suspended

350mA

SYSTEM POWER	COLOUR TEMP.	LUMINOUS FLUX	ORDER CODE
5 W	2700 K	320 lm	0 5 3 - 5 2 2 0 4 1 M

LIGHT DISTRIBUTION
medium 28°

h (m)	E (lx)	ø (m)
1	1040	ø 0,50
2	260	ø 1,00
3	116	ø 1,50
4	65	ø 1,99
5	42	ø 2,49



TULA MICRO suspended

350mA

TYPE	COLOUR TEMP.	LUM. FLUX	H (mm)	ORDER CODE
6 W	2700 K	250 lm	330	0 5 3 - 5 3 2 1 4 1 M
6 W	2700 K	250 lm	530	0 5 3 - 5 5 2 1 4 1 M

LIGHT DISTRIBUTION
medium 33°

h (m)	E (lx)	ø (m)
1	768	ø 0,59
2	192	ø 1,18
3	85	ø 1,78
4	48	ø 2,37
5	31	ø 2,96

Order options

MATERIAL COLOUR CANOPY

chrome	4
white	7
black	8

4 | 7 | 8

Mounting accessories

RECESSED CANOPY

TYPE	Ø·H (mm)	ORDER CODE
1 spotlight	84·20	0 5 3 - 5 1 2 0 0 1



CEILING CANOPY

TYPE	Ø·H (mm)	ORDER CODE
1 spotlight	84·45	0 5 3 - 5 1 1 0 0 1



Optical accessories

LAMP RING FOR TULA MICRO

COLOUR	Ø·H (mm)	ORDER CODE
gold	43·26	0 5 3 - 5 1 4 0 0 0 9



Inspiration

Kucera legal practice
Darmstadt, Germany

PRODUCT
TULA MICRO suspended

ARCHITECT
ruby³ architekten BDA
Darmstadt, Germany





04



ANBAU- / PENDELLEUCHTEN
SURFACE MOUNTED AND SUSPENDED LUMINAIRES



TASK
round
surface
272 new



TASK
round
suspended
276 new



SONO
surface
280



SONO
suspended
282



VELA EVO
surface / ceiling
286 new



VELA EVO
suspended
296 new



CIRO
ceiling
306



CIRO
suspended
310



HELIOS
suspended
314



SONIC
suspended
318



MINO 60 CIRCLE
ceiling
324



MINO 60 CIRCLE
suspended
326

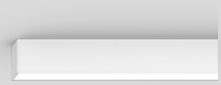

BASO 40
surface
334 new

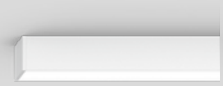

MINO 60
surface
338

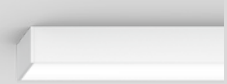

MINO 100
surface
342



BASO 40
suspended
346 new

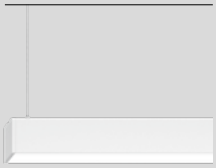

MINO 60
suspended
350



MINO 100
suspended
354



LENO
surface
358 new



LENO
suspended
362 new



LITO 40
suspended
366 new



LITO 60
suspended
368



TUBO 100
surface
372



TUBO 100
suspended
376



TASK S
suspended
380 new



TASK
ceiling
384



TASK
suspended
388

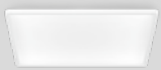

TASK
square
surface
394 new



TASK
square
suspended
398 new



TASK
circle
suspended
402 new

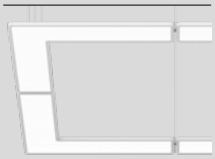

TASK
angular
suspended
406 new

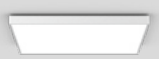

FLOW EVO
surface
408 new



FLOW EVO
suspended
412 new



HEX-O
ceiling
416



HEX-O
suspended
422

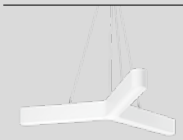

GEAR 3
suspended
428

TASK
round
surface

xal.com/task



Quickinfo

GENERAL

surface mounted
IP 40
quick installation

LED

Mid-power LED
up to 133 lm/W
3000 K, 4000 K
CRI ≥ 80
Binning initial ≤ 3 MacAdam

ESTIMATED LED LIFETIME

L80 / 50 000 h

OPTICAL

direct illumination
microprismatic (UGR < 19)

ELECTRICAL

non DIM, DIM DALI / CLO

PHYSICAL

aluminium
powder-coated
halogen-free cable

ACOUSTIC ACCESSORIES

page 122



Description

DE Runder Leuchtenkörper aus Aluminium; extrem flache Bauform (nur 15 mm); moderne Formensprache im edlen Design für höchste Ansprüche; Oberfläche weiß oder schwarz pulverbeschichtet; komfortables, werkzeugloses Schnellmontagesystem; direkte Lichtverteilung durch LGP-Body (Light-Guiding-Prism); seitlich eingekoppeltes Licht durch Lasergravur nach unten gelenkt; Lichtlenkung mittels hochreflektierenden Reflektormaterials; mikroprismatische PMMA-Abdeckung; absolut homogene Ausleuchtung; bildschirmtaugliche Arbeitsplatzleuchte nach DIN EN 12464-1 (UGR < 19); energieeffiziente LEDs mit sehr guter Farbwiedergabe; Binning initial ≤ 3 MacAdam; lieferbar in den Lichtfarben 3000 K und 4000 K; CRI ≥ 80; min. 80 % des Lichtstromes nach 50 000 h Lebensdauer Leuchte mit 2 Kabelöffnungen und Steckklemme für Durchgangsverdrahtung; Schutzart IP 40; SK I; DALI-dimmbar mit CLO-Funktion; optional nicht dimmbar; schallreduzierendes Zubehör erhältlich

EN Round luminaire housing in aluminium; ultra low-profile design (only 15 mm); modern shape in an elegant design for high demands; surface powder coated in white or black; convenient quick mounting system without tools; direct light distribution by LGP body (Light Guiding Prism); side coupled light directed downwards by laser engraving; light control via highly reflective reflector material; microprismatic PMMA cover; completely homogeneous illumination; workplace light suitable for VDUs according to DIN EN 12464-1 (UGR < 19); energy-efficient LEDs with very good colour rendering; binning initial ≤ 3 MacAdam; available in the light colours 3000 K and 4000 K; CRI ≥ 80; min. 80 % of the luminous flux after 50 000 hours; luminaire with 2 cable openings and plug-in terminals for through wiring; degree of protection IP 40; PC I; DALI dimmable with CLO function; optional non-dimmable; noise reducing accessories available

Features



flat design (15 mm)



microprismatic
(UGR < 19)

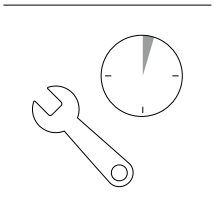

quick installation

Standard configuration

COLOUR TEMPERATURE
4000 K 6

CONTROL
DIM DALI / CLO 3

MATERIAL COLOUR
white 7

7

LIGHT OPTIC COVER
microprismatic (UGR < 19)

Extended configuration

COLOUR TEMPERATURE
3000 K 5

CONTROL
non DIM 1

MATERIAL COLOUR
black 8

8

+5 % surcharges

Options on request

COLOUR RENDERING INDEX
CRI ≥ 90

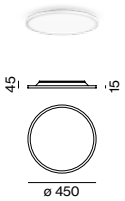

TASK 450 round surface

DIRECT

UGR < 19 | DALI 1 ADDR. | 220-240 V | IP40 | pending | CB pending

SYSTEM POWER	COLOUR TEMP.	LUMINOUS FLUX	ORDER CODE
16 W e	3000 K	2070 lm	0 5 9 - 0 1 4 1 P
	4000 K	2200 lm	
24 W e²	3000 K	2550 lm	0 5 9 - 0 1 5 1 P
	4000 K	2715 lm	

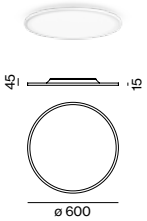

TASK 600 round surface

DIRECT

UGR < 19 | DALI 1 ADDR. | 220-240 V | IP40 | pending | CB pending

SYSTEM POWER	COLOUR TEMP.	LUMINOUS FLUX	ORDER CODE
30 W e	3000 K	3760 lm	0 5 9 - 0 1 4 2 P
	4000 K	4000 lm	
42 W e²	3000 K	4400 lm	0 5 9 - 0 1 5 2 P
	4000 K	4680 lm	

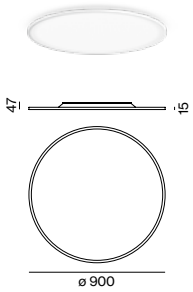

TASK 900 round surface

DIRECT

UGR < 19 | DALI 1 ADDR. | 220-240 V | IP40 | pending | CB pending

SYSTEM POWER	COLOUR TEMP.	LUMINOUS FLUX	ORDER CODE
51 W e	3000 K	5810 lm	0 5 9 - 0 1 4 3 P
	4000 K	6170 lm	

available from Q3/18

LIGHT DISTRIBUTION

microprismatic

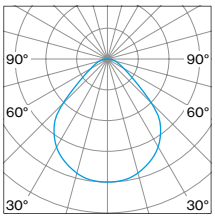

direct

Technical data

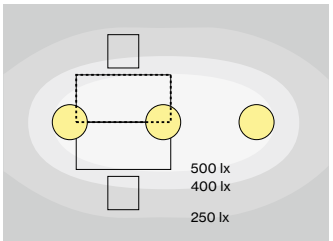

TASK ROUND 600 surface, 42 W, 4000 K, direct

ROOM VALUES

Room dimensions	5.4 × 4 × 2.8 m
Reflection factor	0.7 | 0.5 | 0.2
Maintenance factor	0.8

CALCULATION SURFACE

Surface dimensions	1.6 × 0.8 m
Surface height	0.75 m
Average illuminance (E_m)	> 500 lx
Uniformity (U_0)	> 0.6



GLARE EVALUATION

Table Classification X=4H | Y=8H | S=0.25H	
UGR transversal	< 19
UGR axial	< 19
65° < 3000 cd/m²	

Inspiration

Triplex Universitätsbibliothek und Ausleihe
Heidelberg, Germany

ARCHITECT
ap88 Architekten Partnerschaft mbB
Heidelberg, Germany

LIGHTING DESIGN
LDE BELZNER HOLMES
Stuttgart, Germany

PRODUCT
TASK round surface








Wirtschaft

TASK
round
suspended

xal.com/task



Quickinfo

GENERAL
suspended
IP 40

LED
Mid-power LED
up to 133 lm/W
3000 K, 4000 K
CRI ≥ 80
Binning initial ≤ 3 MacAdam

ESTIMATED LED LIFETIME
L80 / 50 000 h

OPTICAL
direct, direct / indirect illumination
microprismatic (UGR < 19)

ELECTRICAL
non DIM, DIM DALI / CLO
transparent feeder cable

PHYSICAL
aluminium
powder-coated
halogen-free cable (internal wiring)

ACOUSTIC ACCESSORIES
page 122



Description

DE Runder Leuchtenkörper aus Aluminium; extrem flache Bauform (nur 15 mm); Oberfläche weiß oder schwarz pulverbeschichtet; Pendelleuchte mit 1500 mm Seilabhängung; werkzeuglose Höhenverstellung an der Leuchte; inkl. transparenter Einspeiseleitung oder mit kürzbarer Pendelrohrabhängung (chrom), Einspeiseleitung in Pendelrohr; direkte Lichtverteilung durch LGP-Body (Light-Guiding-Prism); seitlich eingekoppeltes Licht durch Lasergravur nach unten gelenkt; Lichtlenkung mittels hochreflektierenden Reflektormaterials; optional: Indirektlichtanteil mit eigenen Platinen für erhöhten Lichtstrom und maximale Deckenaufhellung; mikroprismatische PMMA-Abdeckung; absolut homogene Ausleuchtung; bildschirmtaugliche Arbeitsplatzleuchte nach DIN EN 12464-1 (UGR < 19); energieeffiziente LEDs mit sehr guter Farbwiedergabe; Binning initial ≤ 3 MacAdam; lieferbar in den Lichtfarben 3000 K und 4000 K; CRI ≥ 80; min. 80 % des Lichtstromes nach 50 000 h Lebensdauer Baldachin mit 2 Kabelöffnungen und Steckklemme für Durchgangsverdrahtung; Schutzart IP 40; SK I; DALI-dimmbar mit CLO-Funktion; optional nicht dimmbar; schallreduzierendes Zubehör erhältlich

EN Round luminaire housing in aluminium; ultra low-profile design (only 15 mm); surface powder coated in white or black; Suspended luminaire with 1500 mm cable suspension; with integrated tool-less suspension height adjustment; incl. transparent feed or with height adjustable rod suspension (chrome), feed in rod; direct light distribution by LGP body (Light Guiding Prism); side coupled light directed downwards by laser engraving; light control via highly reflective reflector material; optional: indirect component with special PCBs for increased luminous flux and maximum ceiling illumination; microprismatic PMMA cover; completely homogeneous illumination; workplace light suitable for VDUs according to DIN EN 12464-1 (UGR < 19); energy-efficient LEDs with very good colour rendering; binning initial ≤ 3 MacAdam; available in the light colours 3000 K and 4000 K; CRI ≥ 80; min. 80 % of the luminous flux after 50 000 hours; canopy with 2 cable openings and plug-in terminal for through wiring; degree of protection IP 40; PC I; DALI dimmable with CLO function; optional non-dimmable; noise reducing accessories available

Features

flat design (15 mm)



microprismatic
(UGR < 19)

Standard configuration

SUSPENSION
rod 1000 mm — 4

COLOUR TEMPERATURE
4000 K — 6

CONTROL
DIM DALI / CLO — 3

MATERIAL COLOUR
white — 7

7

LIGHT OPTIC COVER
microprismatic (UGR < 19)

Extended configuration

SUSPENSION
cable 1500 mm — 2

COLOUR TEMPERATURE
3000 K — 5

CONTROL
non DIM — 1

MATERIAL COLOUR
black — 8

8

+5 % surcharges

Options on request

COLOUR RENDERING INDEX
CRI ≥ 90

SUSPENSION
rod 2000 mm

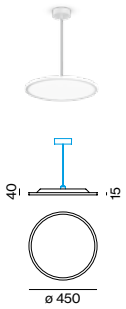

TASK 450 round suspended

DIRECT

UGR < 19 | DALI 1 ADDR. | 220-240 V | IP 40 | pending | CB pending

SYSTEM POWER	COLOUR TEMP.	LUMINOUS FLUX	ORDER CODE
16 W e	3000 K	2070 lm	0 5 9 - 0 ♁ 4 1 ⁘ ◪ P
	4000 K	2200 lm	

DIRECT / INDIRECT POWER

UGR < 19 | DALI 1 ADDR. | 220-240 V | IP 40 | pending | CB pending

SYSTEM POWER	COLOUR TEMP.	LUMINOUS FLUX	ORDER CODE
40 W e²	3000 K	↧3160 / ↥1690 lm	0 5 9 - 0 ♁ 6 1 ⁘ ◪ P
	4000 K	↧3325 / ↥1780 lm	

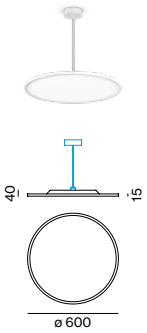

TASK 600 round suspended

DIRECT

UGR < 19 | DALI 1 ADDR. | 220-240 V | IP 40 | pending | CB pending

SYSTEM POWER	COLOUR TEMP.	LUMINOUS FLUX	ORDER CODE
30 W e	3000 K	3760 lm	0 5 9 - 0 ♁ 4 2 ⁘ ◪ P
	4000 K	4000 lm	

DIRECT / INDIRECT POWER

UGR < 19 | DALI 1 ADDR. | 220-240 V | IP 40 | pending | CB pending

SYSTEM POWER	COLOUR TEMP.	LUMINOUS FLUX	ORDER CODE
51 W e²	3000 K	↧4160 / ↥2225 lm	0 5 9 - 0 ♁ 6 2 ⁘ ◪ P
	4000 K	↧4380 / ↥2345 lm	

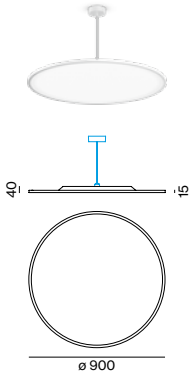

TASK 900 round suspended

DIRECT

UGR < 19 | DALI 1 ADDR. | 220-240 V | IP 40 | pending | CB pending

SYSTEM POWER	COLOUR TEMP.	LUMINOUS FLUX	ORDER CODE
51 W e	3000 K	5810 lm	0 5 9 - 0 ♁ 4 3 ⁘ ◪ P
	4000 K	6170 lm	

available from Q3/18

DIRECT / INDIRECT POWER

UGR < 19 | DALI 1 ADDR. | 220-240 V | IP 40 | pending | CB pending

SYSTEM POWER	COLOUR TEMP.	LUMINOUS FLUX	ORDER CODE
118 W e²	3000 K	↧8470 / ↥4850 lm	0 5 9 - 0 ♁ 6 3 ⁘ ◪ P
	4000 K	↧9000 / ↥5160 lm	

available from Q3/18

LIGHT DISTRIBUTION

microprismatic

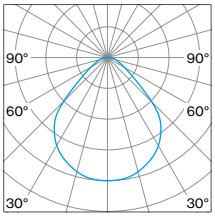

direct

microprismatic

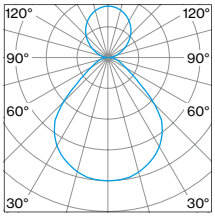

direct / indirect

Inspiration

Creative Lab
Barcelona, Spain

PRODUCT
TASK round suspended





SONO
surface

xal.com/sono



Quickinfo

GENERAL

surface mounted
IP 50, IP 40

LED

Mid-power LED
up to 138 lm/W
3000 K, 4000 K,
CRI ≥ 80
Binning initial ≤ 3 MacAdam

ESTIMATED LED LIFETIME

L80 / 50 000 h

OPTICAL

direct, direct / indirect illumination
uniform illumination
PMMA cover opal

ELECTRICAL

non DIM, DIM DALI
DALI: CLO
emergency light 1 h / 3 h

PHYSICAL

aluminium
powder-coated
halogen-free cable
shock resistance IK07

SONO
IP 54 surface
page 750



Description

DE Runder Leuchtenkörper aus Aluminiumdruckguss; Oberfläche weiß pulverbeschichtet; geeignet für Wand- oder Deckenmontage; absolut homogen ausgeleuchtete, satinierte PMMA-Abdeckung; gleiche Leuchtdichte bei allen Flächenleuchten; energieeffiziente LEDs mit sehr guter Farbwiedergabe; Binning initial ≤ 3 MacAdam; lieferbar in den Lichtfarben 3000 K und 4000 K; CRI ≥ 80; min. 80 % des Lichtstromes nach 50 000 h Lebensdauer; Leuchte mit 2 Kabelöffnungen und Steckklemme für Durchgangsverdrahtung; Schutzart IP 40 (direct / indirect) bzw. IP 50 (DIRECT); SK I; Schlagfestigkeit IK07; DALI-dimmbar mit CLO-Funktion; optional nicht dimmbar; optional mit LED Notlichtelement mit 1 h oder 3 h Akku und Selbsttest

EN Round luminaire housing in die-cast aluminium; surface white powder coated; suitable for wall or ceiling mounting; completely homogeneously illuminated, satinised PMMA cover; same luminance for all flat luminaires; energy-efficient LEDs with very good colour rendering; binning initial ≤ 3 MacAdam; available in the light colours 3000 K and 4000 K; CRI ≥ 80; min. 80 % of the luminous flux after 50 000 hours; luminaire with 2 cable openings and plug-in terminals for through wiring; degree of protection IP 40 (direct / indirect) or IP 50 (direct); PC I; shock resistance IK07; DALI dimmable with CLO function; optional non-dimmable; optional with LED emergency light with 1 h or 3 h battery and self test

Features



IP 50 (dust and insect protection)



shock resistance IK07



easy mounting by click-mechanism



tunable white 3000–6000 K on request

Standard configuration

COLOUR TEMPERATURE
3000 K — 5

CONTROL
DIM DALI / CLO — 3

MATERIAL COLOUR
white

LIGHT OPTIC COVER
opal

Extended configuration

COLOUR TEMPERATURE
4000 K — 6

CONTROL
non DIM — 1

EMERGENCY LIGHT
1 h accupack — N L 1
3 h accupack — N L 3

Options on request

COLOUR TEMPERATURE
tunable white 3000–6000 K (2 DALI)

CONTROL
RCS Master
RCS Slave

LIGHT DISTRIBUTION

opal
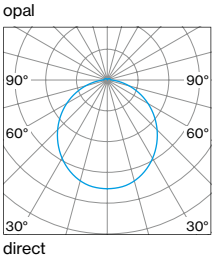

direct

opal
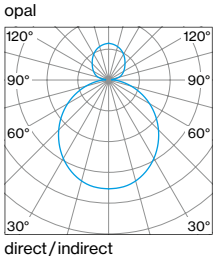

direct / indirect

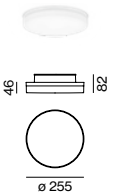

SONO 260 surface

DIRECT

SYSTEM POWER	COLOUR TEMP.	LUMINOUS FLUX	ORDER CODE
8 W	3000 K	930 lm	071-9126 ::◇ 7 O
	4000 K	990 lm	

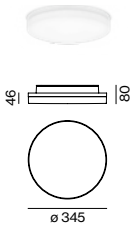

SONO 350 surface

DIRECT

SYSTEM POWER	COLOUR TEMP.	LUMINOUS FLUX	ORDER CODE
16 W	3000 K	2050 lm	071-9136 ::◇ 7 O ●
	4000 K	2200 lm	

DIRECT / INDIRECT

SYSTEM POWER	COLOUR TEMP.	LUMINOUS FLUX	ORDER CODE
23 W	3000 K	↧2050 / ↥800 lm	071-9138 ::◇ 7 O
	4000 K	↧2200 / ↥820 lm	

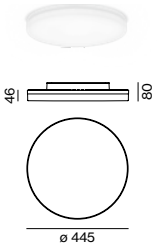

SONO 450 surface

DIRECT

SYSTEM POWER	COLOUR TEMP.	LUMINOUS FLUX	ORDER CODE
24 W	3000 K	3030 lm	071-9146 ::◇ 7 O ●
	4000 K	3220 lm	

DIRECT / INDIRECT

SYSTEM POWER	COLOUR TEMP.	LUMINOUS FLUX	ORDER CODE
35 W	3000 K	↧3220 / ↥1030 lm	071-9148 ::◇ 7 O
	4000 K	↧3450 / ↥1100 lm	

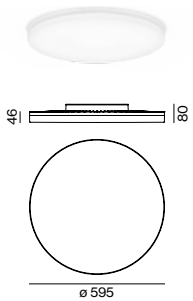

SONO 600 surface

DIRECT

SYSTEM POWER	COLOUR TEMP.	LUMINOUS FLUX	ORDER CODE
44 W	3000 K	5750 lm	071-9156 ::◇ 7 O
	4000 K	6100 lm	

DIRECT / INDIRECT

SYSTEM POWER	COLOUR TEMP.	LUMINOUS FLUX	ORDER CODE
68 W	3000 K	↧5740 / ↥2590 lm	071-9158 ::◇ 7 O
	4000 K	↧6100 / ↥2760 lm	

SONO
suspended

xal.com/sono



Quickinfo

GENERAL

suspended
IP 50, IP 40
several mounting options

LED

Mid-power LED
up to 138 lm/W
3000 K, 4000 K
CRI ≥ 80
Binning initial ≤ 3 MacAdam

ESTIMATED LED LIFETIME

L80 / 50 000 h

OPTICAL

direct, direct / indirect illumination
uniform illumination
PMMA cover opal

ELECTRICAL

non DIM, DIM DALI
DALI: CLO
emergency light 1 h / 3 h
transparent feeder cable

PHYSICAL

aluminium
powder-coated
halogen-free cable (internal wiring)

Description

DE Runder Leuchtenkörper aus Aluminiumdruckguss; Oberfläche weiß pulverbeschichtet; Pendelleuchte mit kürzbarer Pendelrohrabhängung (chrom) 1000 mm, Einspeiseleitung in Pendelrohr; absolut homogen ausgeleuchtete, satinierte PMMA-Abdeckung; gleiche Leuchtdichte bei allen Flächenleuchten; energieeffiziente LEDs mit sehr guter Farbwiedergabe; Binning initial ≤ 3 MacAdam; lieferbar in den Lichtfarben 3000 K und 4000 K; CRI ≥ 80; min. 80 % des Lichtstromes nach 50 000 h Lebensdauer; Baldachin mit 2 Kabelöffnungen und Steckklemme für Durchgangsverdrahtung; Schutzart IP 40 (direct / indirect) bzw. IP 50 (DIRECT); SK I; DALI-dimmbar mit CLO-Funktion; optional nicht dimmbar; optional mit LED Notlichtelement mit 1h oder 3 h Akku und Selbsttest

EN Round luminaire housing in die-cast aluminium; surface white powder coated; suspended luminaire with adjustable pendant rod mounting (chrome) 1000 mm, feed in rod; completely homogeneously illuminated, satinised PMMA cover; same luminance for all flat luminaires; energy-efficient LEDs with very good colour rendering; binning initial ≤ 3 MacAdam; available in the light colours 3000 K and 4000 K; CRI ≥ 80; min. 80 % of the luminous flux after 50 000 hours; canopy with 2 cable openings and plug-in terminal for through wiring; degree of protection IP 40 (direct / indirect) or IP 50 (direct); PC I; DALI dimmable with CLO function; optional non-dimmable; optional with LED emergency light with 1 h or 3 h battery and self test

Features



IP 50 (dust and insect protection)



tunable white 3000–6000 K on request

Standard configuration

SUSPENSION
rod 1000 mm

COLOUR TEMPERATURE
3000 K 5

CONTROL
DIM DALI / CLO 3

MATERIAL COLOUR
white

LIGHT OPTIC COVER
opal

Extended configuration

COLOUR TEMPERATURE
4000 K 6

CONTROL
non DIM 1

EMERGENCY LIGHT
1h accupack N L 1
3h accupack N L 3

Options on request

SUSPENSION
cable 1500 mm (not for ø 350)
rod 2000 mm (min. 300 mm)

COLOUR TEMPERATURE
tunable white 3000–6000 K (2 DALI)

CONTROL
RCS Master
RCS Slave

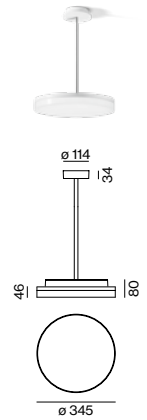

SONO 350 suspended

DIRECT

1 ADDR. 220-240V IP50 CB

SYSTEM POWER	COLOUR TEMP.	LUMINOUS FLUX	ORDER CODE
16 W	3000 K	2050 lm	071-9436 7 O
	4000 K	2200 lm	

DIRECT / INDIRECT

1 ADDR. 220-240V IP40 CB

SYSTEM POWER	COLOUR TEMP.	LUMINOUS FLUX	ORDER CODE
23 W	3000 K	↧2050/↥800 lm	071-9438 7 O
	4000 K	↧2200/↥820 lm	

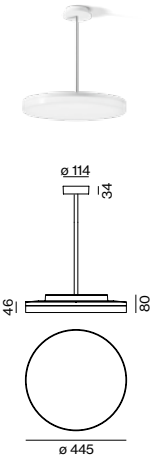

SONO 450 suspended

DIRECT

1 ADDR. 220-240V IP50 CB

SYSTEM POWER	COLOUR TEMP.	LUMINOUS FLUX	ORDER CODE
24 W	3000 K	3030 lm	071-9446 7 O
	4000 K	3220 lm	

DIRECT / INDIRECT

1 ADDR. 220-240V IP40 CB

SYSTEM POWER	COLOUR TEMP.	LUMINOUS FLUX	ORDER CODE
35 W	3000 K	↧3220 /↥1030 lm	071-9448 7 O
	4000 K	↧3450/↥1100 lm	

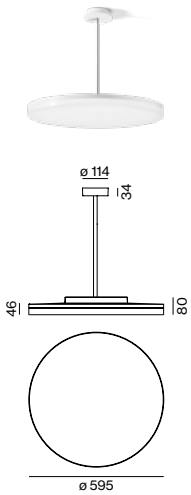

SONO 600 suspended

DIRECT

1 ADDR. 220-240V IP50 CB

SYSTEM POWER	COLOUR TEMP.	LUMINOUS FLUX	ORDER CODE
44 W	3000 K	5750 lm	071-9456 7 O
	4000 K	6100 lm	

DIRECT / INDIRECT

1 ADDR. 220-240V IP40 CB

SYSTEM POWER	COLOUR TEMP.	LUMINOUS FLUX	ORDER CODE
68 W	3000 K	↧5740/↥2590 lm	071-9458 7 O
	4000 K	↧6100/↥2760 lm	

LIGHT DISTRIBUTION

opal

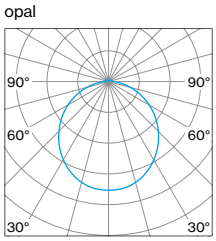

direct

opal

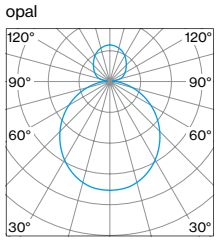

direct / indirect

Inspiration

XALcc
Graz, Austria

ARCHITECT
INNOCAD Architektur ZT
Graz, Austria

PRODUCT
SONO suspended





VELA EVO
surface / ceiling

xal.com/vela-evo



Quickinfo

GENERAL

surface / ceiling mounted
IP 40

LED

Mid-power LED
up to 143 lm/W
3000 K, 4000 K
CRI ≥ 80
Binning initial ≤ 3 MacAdam

ESTIMATED LED LIFETIME

L80 / 50 000 h

OPTICAL

direct, direct / indirect illumination
PMMA cover opal
microprismatic (UGR < 19)

ELECTRICAL

non DIM, DIM DALI
DALI: CLO

PHYSICAL

aluminium
powder-coated
halogen-free cable

Description

DE Runder Leuchtenkörper aus Aluminium, gerolltes Profil, nahtlos verschweißt; Oberfläche weiß, grau, dunkelgrau, schwarz, beige oder dunkelbraun pulverbeschichtet; hochreflektierende Beschichtung für verbesserten Wirkungsgrad; komfortables, werkzeugloses Schnellmontagesystem; absolut homogen ausgeleuchtete, satinierte PMMA-Abdeckung; bis ø 600 mm: mikroprismatische PMMA-Abdeckung; bildschirmtaugliche Arbeitsplatzleuchte nach DIN EN 12464-1 (UGR < 19); direkt / indirekte Abstrahlcharakteristik für zusätzliche Akzentuierung der Decke und mehr Sehkomfort; gleiche Leuchtdichte bei allen Flächenleuchten mit selber Bestückung (e LED, e² LED oder e²⁺ LED); energieeffiziente LEDs mit sehr guter Farbwiedergabe; Binning initial ≤ 3 MacAdam; lieferbar in den Lichtfarben 3000 K und 4000 K; CRI ≥ 80; min. 80 % des Lichtstromes nach 50 000 h Lebensdauer; Leuchte mit 2 Kabelöffnungen und Steckklemme für Durchgangsverdrahtung; Schutzart IP 40; SK I; DALI-dimmbar mit CLO-Funktion; optional nicht dimmbar

EN Round luminaire housing in aluminium, rolled profile, seamlessly welded; surface powder coated in white, grey, dark grey, black, beige or dark brown; highly reflective coating for improved efficiency; convenient quick mounting system without tools; completely homogeneously illuminated, satinised PMMA cover; up to ø 600 mm: microprismatic PMMA cover; workplace light suitable for VDUs according to DIN EN 12464-1 (UGR < 19); direct / indirect illumination characteristic for additional emphasis of the ceiling and more visual comfort; same light density for all surface lights with the same components (e LED, e² LED or e²⁺ LED); energy-efficient LEDs with very good colour rendering; binning initial ≤ 3 MacAdam; available in the light colours 3000 K and 4000 K; CRI ≥ 80; min. 80 % of the luminous flux after 50 000 hours; luminaire with 2 cable openings and plug-in terminals for through wiring; degree of protection IP 40; PC I; DALI dimmable with CLO function; optional non-dimmable

Features



microprismatic (UGR < 19)



direct / indirect light distribution



easy mounting by click-mechanism



tunable white 3000–6000 K on request

Standard configuration

COLOUR TEMPERATURE
3000 K — 5

CONTROL
DIM DALI / CLO — 3

MATERIAL COLOUR
white — 7

7

LIGHT OPTIC COVER
opal — O

Extended configuration

COLOUR TEMPERATURE
4000 K — 6

CONTROL
non DIM — 1

MATERIAL COLOUR
beige — K
grey — G
dark grey — D
dark brown — N
black — 8

K G D N 8

+5 % surcharges

LIGHT OPTIC COVER
microprismatic (UGR < 19) — P

Options on request

COLOUR RENDERING INDEX
CRI ≥ 90

COLOUR TEMPERATURE
tunable white 3000 – 6000 K (2 DALI)

EMERGENCY LIGHT
1 h accupack
3 h accupack

not available for VELA EVO 300

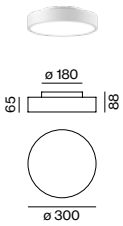

VELA EVO 300 surface

DIRECT

1 ADDR. · 220-240 V · IP40 · CB

SYSTEM POWER	COLOUR TEMP.	LUMINOUS FLUX	ORDER CODE
12 W e²	3000 K	1300 lm	0 7 3 - 1 1 3 1
	4000 K	1380 lm	
17 W e²⁺	3000 K	1910 lm	0 7 3 - 1 1 3 2 O
	4000 K	2030 lm	

DIRECT / INDIRECT

UGR < 19 · 1 ADDR. · 220-240 V · IP40 · CB

SYSTEM POWER	COLOUR TEMP.	LUMINOUS FLUX	ORDER CODE
13 W e²	3000 K	↧1300/↥390 lm	0 7 3 - 1 1 3 4
	4000 K	↧1380/↥410 lm	
21 W e²⁺	3000 K	↧1910/↥590 lm	0 7 3 - 1 1 3 5 O
	4000 K	↧2030/↥620 lm	

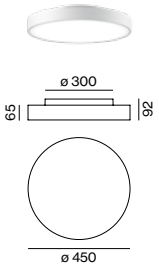

VELA EVO 450 surface

DIRECT

UGR < 19 · 1 ADDR. · 220-240 V · IP40 · CB

SYSTEM POWER	COLOUR TEMP.	LUMINOUS FLUX	ORDER CODE
16 W e²	3000 K	2070 lm	0 7 3 - 1 1 4 1
	4000 K	2200 lm	
27 W e²⁺	3000 K	3290 lm	0 7 3 - 1 1 4 2 O
	4000 K	3490 lm	

DIRECT / INDIRECT

UGR < 19 · 1 ADDR. · 220-240 V · IP40 · CB

SYSTEM POWER	COLOUR TEMP.	LUMINOUS FLUX	ORDER CODE
23 W e²	3000 K	↧2070/↥860 lm	0 7 3 - 1 1 4 4
	4000 K	↧2200/↥910 lm	
37 W e²⁺	3000 K	↧3290/↥1220 lm	0 7 3 - 1 1 4 5 O
	4000 K	↧3490/↥1300 lm	

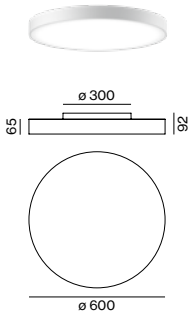

VELA EVO 600 surface

DIRECT

UGR < 19 · 1 ADDR. · 220-240 V · IP40 · CB

SYSTEM POWER	COLOUR TEMP.	LUMINOUS FLUX	ORDER CODE
31 W e²	3000 K	3970 lm	0 7 3 - 1 1 5 1
	4000 K	4220 lm	
46 W e²⁺	3000 K	5640 lm	0 7 3 - 1 1 5 2 O
	4000 K	5990 lm	

DIRECT / INDIRECT

UGR < 19 · 2 ADDR. · 220-240 V · IP40 · CB

SYSTEM POWER	COLOUR TEMP.	LUMINOUS FLUX	ORDER CODE
44 W e²	3000 K	↧3970/↥1810 lm	0 7 3 - 1 1 5 4
	4000 K	↧4220/↥1920 lm	
59 W e²⁺	3000 K	↧5640/↥1760 lm	0 7 3 - 1 1 5 5 O
	4000 K	↧5990/↥1870 lm	

Standard configuration

COLOUR TEMPERATURE
3000 K 5

CONTROL
DIM DALI / CLO 3

MATERIAL COLOUR
white 7

7

LIGHT OPTIC COVER
opal

Extended configuration

COLOUR TEMPERATURE
4000 K 6

CONTROL
non DIM 1

MATERIAL COLOUR
beige K
grey G
dark grey D
dark brown N
black 8

K G D N 8

+5 % surcharges

Options on request

COLOUR RENDERING INDEX
CRI ≥ 90

COLOUR TEMPERATURE
tunable white 3000–6000 K (2 DALI)

LIGHT OPTIC COVER
microprismatic

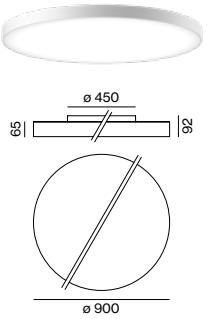

VELA EVO 900 ceiling

DIRECT

DALI 1 ADDR. | 220-240V | IP40 | CB

SYSTEM POWER	COLOUR TEMP.	LUMINOUS FLUX	ORDER CODE
46 W e	3000 K	6130 lm	0 7 3 - 1 1 7 0 :: 1 ◪ O
	4000 K	6520 lm	
73 W e²	3000 K	9360 lm	0 7 3 - 1 1 7 1 :: ⇕ ◪ O
	4000 K	9950 lm	

DIRECT / INDIRECT

DALI 2 ADDR. | 220-240V | IP40 | CB

SYSTEM POWER	COLOUR TEMP.	LUMINOUS FLUX	ORDER CODE
61 W e	3000 K	↧6130/↥2090 lm	0 7 3 - 1 1 7 3 :: 1 ◪ O
	4000 K	↧6520/↥2220 lm	
104 W e²	3000 K	↧9360/↥4140 lm	0 7 3 - 1 1 7 4 :: ⇕ ◪ O
	4000 K	↧9950/↥4400 lm	

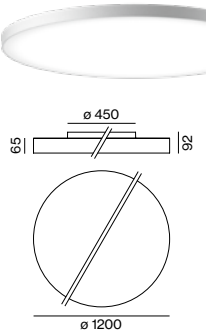

VELA EVO 1200 ceiling

DIRECT

DALI 3 ADDR. | 220-240V | IP40 | CB

SYSTEM POWER	COLOUR TEMP.	LUMINOUS FLUX	ORDER CODE
81 W e	3000 K	10760 lm	0 7 3 - 1 1 8 0 :: 1 ◪ O
	4000 K	11430 lm	
158 W e²	3000 K	20360 lm	0 7 3 - 1 1 8 1 :: ⇕ ◪ O
	4000 K	21630 lm	

DIRECT / INDIRECT

DALI 4 ADDR. | 220-240V | IP40 | CB

SYSTEM POWER	COLOUR TEMP.	LUMINOUS FLUX	ORDER CODE
110 W e	3000 K	↧10760/↥3950 lm	0 7 3 - 1 1 8 3 :: 1 ◪ O
	4000 K	↧11430/↥4200 lm	
199 W e²	3000 K	↧20360/↥5400 lm	0 7 3 - 1 1 8 4 :: ⇕ ◪ O
	4000 K	↧21630/↥5740 lm	

Accessories

TYPE	ORDER CODE
dismounting tool (for ø600 / 900 / 1200)	0 7 3 - 1 1 0 0 0 0 0

LIGHT DISTRIBUTION

opal

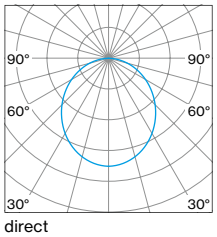

direct

microprismatic

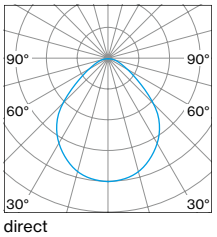

direct

opal

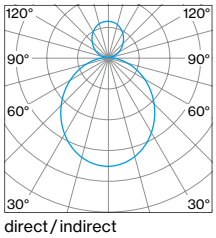

direct / indirect

microprismatic

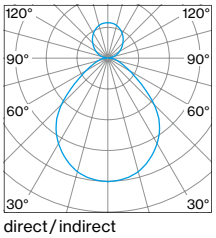

direct / indirect

Inspiration

ÖBB Headquarters
Vienna, Austria

PRODUCT
VELA EVO surface

ARCHITECT
Zechner & Zechner ZT GmbH
Vienna, Austria



Inspiration

Optician and Eyeware Külling
St. Gallen, Switzerland

CONCEPT/DESIGN
HEIKAUS Concept GmbH

PRODUCT
VELA EVO surface




Kölling

Inspiration

O.A.S.E Medical Library
Dusseldorf, Germany

PRODUCT
VELA EVO ceiling

ARCHITECT
HPP Architects
Dusseldorf, Germany

LIGHTING DESIGN
a · g Licht Gbr
Bonn, Germany







Inspiration

Betonring
St. Veit, Austria

ARCHITECT
spado architects
Klagenfurt, Austria

LIGHTING DESIGN
Hans Vieth Lebens-Art Einrichtungsdesign
Cologne, Germany

PRODUCT
VELA EVO surface





VELA EVO
suspended

xal.com/vela-evo



Quickinfo

GENERAL

suspended mounted
IP 40

LED

mid-power LED
up to 143 lm/W
3000 K, 4000 K
CRI ≥ 80
binning initial ≤ 3 MacAdam

ESTIMATED LED LIFETIME

L80 / 50 000 h

OPTICAL

direct, direct / indirect illumination
PMMA cover opal
microprismatic (UGR < 19)

ELECTRICAL

non DIM, DIM DALI / CLO
transparent feeder cable

PHYSICAL

aluminium
powder-coated
halogen-free cable (internal wiring)

Description

DE Runder Leuchtenkörper aus Aluminium, gerolltes Profil, nahtlos verschweißt; Oberfläche weiß, grau, dunkelgrau, schwarz, beige oder dunkelbraun pulverbeschichtet; Pendelleuchte mit 1500 mm Seilabhängung; werkzeuglose Höhenverstellung an der Leuchte; inkl. transparenter Einspeiseleitung oder mit kürzbarer Pendelrohrabhängung (chrom), Einspeiseleitung in Pendelrohr; hochreflektierende Beschichtung für verbesserten Wirkungsgrad; absolut homogen ausgeleuchtete, satinierte PMMA-Abdeckung; bis ø 600 mm: mikroprismatische PMMA-Abdeckung; bildschirmtaugliche Arbeitsplatzleuchte nach DIN EN 12464-1 (UGR < 19); direkt / indirekte Abstrahlcharakteristik für zusätzliche Akzentuierung der Decke und mehr Sehkomfort; gleiche Leuchtdichte bei allen Flächenleuchten mit selber Bestückung (e LED, e² LED oder e²⁺ LED); energieeffiziente LEDs mit sehr guter Farbwiedergabe; Binning initial ≤ 3 MacAdam; lieferbar in den Lichtfarben 3000 K und 4000 K; CRI ≥ 80; min. 80 % des Lichtstromes nach 50 000 h Lebensdauer; Baldachin mit 2 Kabelöffnungen und Steckklemme für Durchgangsverdrahtung; Schutzart IP 40; SK I; DALI-dimmbar mit CLO-Funktion; optional nicht dimmbar

EN Round luminaire housing in aluminium, rolled profile, seamlessly welded; surface powder coated in white, grey, dark grey, black, beige or dark brown; Suspended luminaire with 1500 mm cable suspension; with integrated tool-less suspension height adjustment; incl. transparent feed or with height adjustable rod suspension (chrome), feed in rod; highly reflective coating for improved efficiency; completely homogeneously illuminated, satinised PMMA cover; up to ø 600 mm: microprismatic PMMA cover; workplace light suitable for VDUs according to DIN EN 12464-1 (UGR < 19); direct / indirect illumination characteristic for additional emphasis of the ceiling and more visual comfort; same light density for all surface lights with the same components (e LED, e² LED or e²⁺ LED); energy-efficient LEDs with very good colour rendering; binning initial ≤ 3 MacAdam; available in the light colours 3000 K and 4000 K; CRI ≥ 80; min. 80 % of the luminous flux after 50 000 hours; canopy with 2 cable openings and plug-in terminal for through wiring; degree of protection IP 40; PC I; DALI dimmable with CLO function; optional non-dimmable

Features



microprismatic
(UGR < 19)



direct / indirect light
distribution



available with
rod suspension



tunable white 3000–
6000 K on request

Standard configuration

SUSPENSION
cable 1500 mm — 2

COLOUR TEMPERATURE
3000 K — 5

CONTROL
DIM DALI / CLO — 3

MATERIAL COLOUR
white — 7

7

LIGHT OPTIC COVER
opal — O

Extended configuration

SUSPENSION
rod 1000 mm — 4

COLOUR TEMPERATURE
4000 K — 6

CONTROL
non DIM — 1

MATERIAL COLOUR
beige — K
grey — G
dark grey — D
dark brown — N
black — 8

K G D N 8

+5 % surcharges

LIGHT OPTIC COVER
microprismatic (UGR < 19) — P

Options on request

COLOUR RENDERING INDEX
CRI ≥ 90

SUSPENSION
rod 2000 mm

COLOUR TEMPERATURE
tunable white 3000 – 6000 K (2 DALI)

EMERGENCY LIGHT
1h accupack
3h accupack



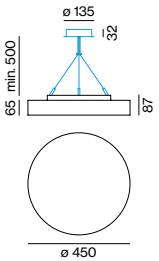

VELA EVO 450 suspended

DIRECT

UGR < 19 | DALI 1 ADDR. | 220-240 V | IP40 | CB

SYSTEM POWER	COLOUR TEMP.	LUMINOUS FLUX	ORDER CODE
16 W e²	3000 K	2070 lm	0 7 3 - 1 ☼ 4 1 ⁘ ◪ ◘
	4000 K	2200 lm	
27 W e²⁺	3000 K	3290 lm	0 7 3 - 1 ☼ 4 2 ⁘ ◪ O
	4000 K	3490 lm	

DIRECT / INDIRECT

UGR < 19 | DALI 1 ADDR. | 220-240 V | IP40 | CB

SYSTEM POWER	COLOUR TEMP.	LUMINOUS FLUX	ORDER CODE
23 W e²	3000 K	↧2070/↥860 lm	0 7 3 - 1 ☼ 4 4 ⁘ ◪ ◘
	4000 K	↧2200/↥910 lm	
37 W e²⁺	3000 K	↧3290/↥1220 lm	0 7 3 - 1 ☼ 4 5 ⁘ ◪ O
	4000 K	↧3490/↥1300 lm	



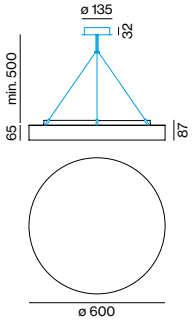

VELA EVO 600 suspended

DIRECT

UGR < 19 | DALI 1 ADDR. | 220-240 V | IP40 | CB

SYSTEM POWER	COLOUR TEMP.	LUMINOUS FLUX	ORDER CODE
31 W e²	3000 K	3970 lm	0 7 3 - 1 ☼ 5 1 ⁘ ◪ ◘
	4000 K	4220 lm	
46 W e²⁺	3000 K	5640 lm	0 7 3 - 1 ☼ 5 2 ⁘ ◪ O
	4000 K	5990 lm	

DIRECT / INDIRECT

UGR < 19 | DALI 2 ADDR. | 220-240 V | IP40 | CB

SYSTEM POWER	COLOUR TEMP.	LUMINOUS FLUX	ORDER CODE
44 W e²	3000 K	↧3970/↥1810 lm	0 7 3 - 1 ☼ 5 4 ⁘ ◪ ◘
	4000 K	↧4220/↥1920 lm	
59 W e²⁺	3000 K	↧5640/↥1760 lm	0 7 3 - 1 ☼ 5 5 ⁘ ◪ O
	4000 K	↧5990/↥1870 lm	



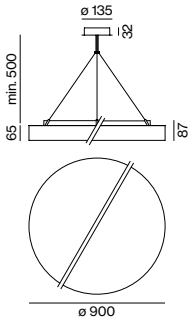

VELA EVO 900 suspended

DIRECT

DALI 1 ADDR. | 220-240 V | IP40 | CB

SYSTEM POWER	COLOUR TEMP.	LUMINOUS FLUX	ORDER CODE
46 W e	3000 K	6130 lm	0 7 3 - 1 2 7 0 ⁘ 1 ◪ O
	4000 K	6520 lm	
73 W e²	3000 K	9360 lm	0 7 3 - 1 2 7 1 ⁘ ◪ O
	4000 K	9950 lm	

DIRECT / INDIRECT

DALI 2 ADDR. | 220-240 V | IP40 | CB

SYSTEM POWER	COLOUR TEMP.	LUMINOUS FLUX	ORDER CODE
61 W e	3000 K	↧6130/↥2090 lm	0 7 3 - 1 2 7 3 ⁘ 1 ◪ O
	4000 K	↧6520/↥2220 lm	
104 W e²	3000 K	↧9360/↥4140 lm	0 7 3 - 1 2 7 4 ⁘ ◪ O
	4000 K	↧9950/↥4400 lm	

Standard configuration

COLOUR TEMPERATURE
3000 K 5

CONTROL
DIM DALI / CLO 3

MATERIAL COLOUR
white 7

7

LIGHT OPTIC COVER
opal

Extended configuration

COLOUR TEMPERATURE
4000 K 6

CONTROL
non DIM 1

MATERIAL COLOUR
beige K
grey G
dark grey D
dark brown N
black 8

K G D N 8

+5 % surcharges

Options on request

COLOUR RENDERING INDEX
CRI ≥ 90

COLOUR TEMPERATURE
tunable white 3000–6000 K (2 DALI)

LIGHT OPTIC COVER
microprismatic



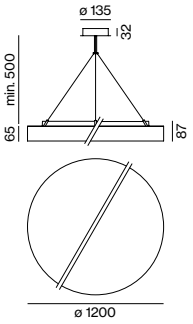

VELA EVO 1200 suspended

DIRECT

3 ADDR. | 220-240V | IP40 | CB

SYSTEM POWER	COLOUR TEMP.	LUMINOUS FLUX	ORDER CODE
81 W e	3000 K	10760 lm	0 7 3 - 1 2 8 0 :: 1 ◪ O
	4000 K	11430 lm	
158 W e²	3000 K	20360 lm	0 7 3 - 1 2 8 1 :: ⬍ ◪ O
	4000 K	21630 lm	

DIRECT / INDIRECT

4 ADDR. | 220-240V | IP40 | CB

SYSTEM POWER	COLOUR TEMP.	LUMINOUS FLUX	ORDER CODE
110 W e	3000 K	↧10760/↥3950 lm	0 7 3 - 1 2 8 3 :: 1 ◪ O
	4000 K	↧11430/↥4200 lm	
199 W e²	3000 K	↧20360/↥5400 lm	0 7 3 - 1 2 8 4 :: ⬍ ◪ O
	4000 K	↧21630/↥5740 lm	

LIGHT DISTRIBUTION

opal

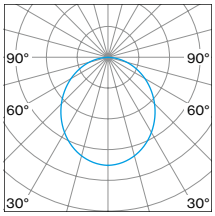

direct

microprismatic

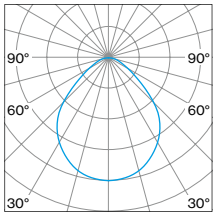

direct

opal

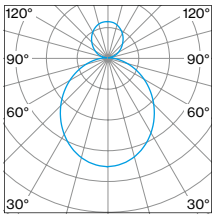

direct / indirect

microprismatic

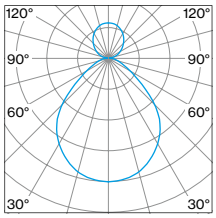

direct / indirect

Inspiration

Taschen Store
Berlin, Germany

ARCHITECT
SPIESS Interior Design
Dresden, Germany

LIGHTING DESIGN
Salvatore Licitra
Alberto Stampanoni
Milan, Italy

PRODUCT
VELA EVO suspended



Inspiration

MASCHAGENCY GmbH & Co.kg
Munich, Germany

PRODUCT
VELA EVO suspended

ARCHITECT
Gruschwitz GmbH
Munich, Germany




FRONT ROW
SOCIETY



Inspiration

Price f(x) Meteor Center
Prague, Czech Republic

ARCHITECT
COLLABORATIVE COLLECTIVE
Prague, Czech Republic

PRODUCT
VELA EVO suspended





Inspiration

Hult School of Business
San Francisco, USA

PRODUCT
VELA EVO suspended

ARCHITECT
TSAO Design Group
San Francisco, USA

LIGHTING DESIGN
Mary Wang, TSAO Design Group
Nino De La Rosa, Pivotal Lighting Design
San Francisco, USA







CIRO
ceiling

xal.com/ciro



product design award 2014

Quickinfo

GENERAL

ceiling mounted
IP 20

LED

Mid-power LED
up to 139 lm/W
3000 K, 4000 K
CRI ≥ 80
Binning initial ≤ 3 MacAdam

ESTIMATED LED LIFETIME

L80 / 50 000 h

OPTICAL

direct, direct / indirect illumination
PMMA cover opal

ELECTRICAL

non DIM, DIM DALI
DALI: CLO

PHYSICAL

aluminium
powder-coated
halogen-free cable

Description

DE Ringförmiger Leuchtenkörper aus gerolltem Aluminiumprofil, nahtlos verschweißt, flache Bauform (Leuchtenkörper 45 mm); Oberfläche weiß oder schwarz pulverbeschichtet; seitlich eingekoppeltes Licht durch LGP-Body (Light-Guiding-Prism) und hocheffizientem Reflektor nach unten gelenkt; absolut homogen ausgeleuchtete, satinierte PMMA-Abdeckung; optional mit direkt / indirekter Abstrahlcharakteristik für zusätzliche Akzentuierung der Decke und mehr Sehkomfort; energieeffiziente LEDs mit sehr guter Farbwiedergabe; Binning initial ≤ 3 MacAdam; lieferbar in den Lichtfarben 3000 K und 4000 K; CRI ≥ 80; min. 80 % des Lichtstromes nach 50 000 h Lebensdauer Leuchte mit 2 Kabelöffnungen und Steckklemme für Durchgangsverdrahtung; Schutzart IP 20; SK I; DALI-dimmbar mit CLO-Funktion; optional nicht dimmbar

EN Ring shaped luminaire housing from rolled aluminium profile, seamlessly welded, low-profile design (luminaire housing 45 mm); surface powder coated in white or black; side coupled light, directed downwards by LGP body (Light Guiding Prism) and highly efficient reflector; completely homogeneously illuminated, satinised PMMA cover; optional with direct / indirect illumination characteristic for additional emphasis of the ceiling and more visual comfort; energy-efficient LEDs with very good colour rendering; binning initial ≤ 3 MacAdam; available in the light colours 3000 K and 4000 K; CRI ≥ 80; min. 80 % of the luminous flux after 50 000 hours; luminaire with 2 cable openings and plug-in terminals for through wiring; degree of protection IP 20; PC I; DALI dimmable with CLO function; optional non-dimmable

Standard configuration

COLOUR TEMPERATURE
3000 K 5

CONTROL
DIM DALI / CLO 3

MATERIAL COLOUR
white 7

7

LIGHT OPTIC COVER
opal

Extended configuration

COLOUR TEMPERATURE
4000 K 6

CONTROL
non DIM 1

MATERIAL COLOUR
black 8

8

+5 % surcharges

Options on request

COLOUR RENDERING INDEX
CRI ≥ 90

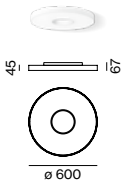

CIRO 600 ceiling

DIRECT

1 ADDR. 220-240V CB

SYSTEM POWER	COLOUR TEMP.	LUMINOUS FLUX	ORDER CODE
42 W	3000 K	5080 lm	0 7 2 - 5 1 5 6
	4000 K	5400 lm	

DIRECT / INDIRECT

2 ADDR. 220-240V CB

SYSTEM POWER	COLOUR TEMP.	LUMINOUS FLUX	ORDER CODE
54 W	3000 K	↧5080 / ↥1440 lm	0 7 2 - 5 1 5 8
	4000 K	↧5400 / ↥1530 lm	

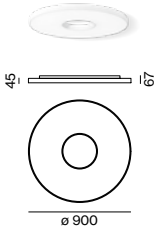

CIRO 900 ceiling

DIRECT

2 ADDR. 220-240V CB

SYSTEM POWER	COLOUR TEMP.	LUMINOUS FLUX	ORDER CODE
85 W	3000 K	10160 lm	0 7 2 - 5 1 7 6
	4000 K	10800 lm	

DIRECT / INDIRECT

3 ADDR. 220-240V CB

SYSTEM POWER	COLOUR TEMP.	LUMINOUS FLUX	ORDER CODE
101 W	3000 K	↧10160 / ↥3040 lm	0 7 2 - 5 1 7 8
	4000 K	↧10800 / ↥3230 lm	

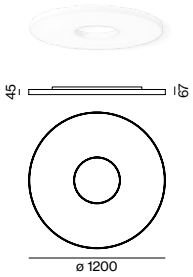

CIRO 1200 ceiling

DIRECT

2 ADDR. 220-240V CB

SYSTEM POWER	COLOUR TEMP.	LUMINOUS FLUX	ORDER CODE
107 W	3000 K	13550 lm	0 7 2 - 5 1 8 6
	4000 K	14400 lm	

DIRECT / INDIRECT

3 ADDR. 220-240V CB

SYSTEM POWER	COLOUR TEMP.	LUMINOUS FLUX	ORDER CODE
136 W	3000 K	↧13550 / ↥4140 lm	0 7 2 - 5 1 8 8
	4000 K	↧14400 / ↥4400 lm	

LIGHT DISTRIBUTION

opal

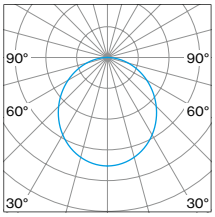

direct

opal

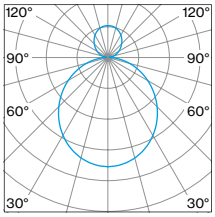

direct / indirect

Inspiration

Bank of Ireland
Dublin, Ireland

PRODUCT
CIRO ceiling

ARCHITECT
Henry J Lyons Architects
Dublin, Ireland

LIGHTING DESIGN
O'Connor Sutton Cronin
Dublin, Ireland





CIRO
suspended

xal.com/ciro



product design award 2014

Quickinfo

GENERAL

suspended
IP 20

LED

Mid-power LED
up to 139 lm/W
3000 K, 4000 K
CRI ≥ 80
Binning initial ≤ 3 MacAdam

ESTIMATED LED LIFETIME

L80 / 50 000 h

OPTICAL

direct, direct / indirect illumination
uniform illumination
PMMA cover opal

ELECTRICAL

non DIM, DIM DALI
DALI: CLO
transparent feeder cable

PHYSICAL

aluminium
powder-coated
halogen-free cable (internal wiring)

Description

DE Ringförmiger Leuchtenkörper aus gerolltem Aluminiumprofil, nahtlos verschweißt, flache Bauform (Leuchtenkörper 45 mm); Oberfläche weiß oder schwarz pulverbeschichtet; Pendelleuchte mit 1500 mm Seilabhängung; werkzeuglose Höhenverstellung an der Leuchte; inkl. transparenter Einspeiseleitung; seitlich eingekoppeltes Licht durch LGP-Body (Light-Guiding-Prism) und hocheffizientem Reflektor nach unten gelenkt; absolut homogen ausgeleuchtete, satinierte PMMA-Abdeckung; optional mit direkt / indirekter Abstrahlcharakteristik für zusätzliche Akzentuierung der Decke und mehr Sehkomfort; energieeffiziente LEDs mit sehr guter Farbwiedergabe; Binning initial ≤ 3 MacAdam; lieferbar in den Lichtfarben 3000 K und 4000 K; CRI ≥ 80; min. 80 % des Lichtstromes nach 50 000 h Lebensdauer Baldachin mit 2 Kabelöffnungen und Steckklemme für Durchgangsverdrahtung; Schutzart IP 20; SK I; DALI-dimmbar mit CLO-Funktion; optional nicht dimmbar

EN Ring shaped luminaire housing from rolled aluminium profile, seamlessly welded, low-profile design (luminaire housing 45 mm); surface powder coated in white or black; Suspended luminaire with 1500 mm cable suspension; with integrated tool-less suspension height adjustment; incl. transparent feed; side coupled light, directed downwards by LGP body (Light Guiding Prism) and highly efficient reflector; completely homogeneously illuminated, satinised PMMA cover; optional with direct / indirect illumination characteristic for additional emphasis of the ceiling and more visual comfort; energy-efficient LEDs with very good colour rendering; binning initial ≤ 3 MacAdam; available in the light colours 3000 K and 4000 K; CRI ≥ 80; min. 80 % of the luminous flux after 50 000 hours; canopy with 2 cable openings and plug-in terminal for through wiring; degree of protection IP 20; PC I; DALI dimmable with CLO function; optional non-dimmable

Standard configuration

COLOUR TEMPERATURE
3000 K 5

CONTROL
DIM DALI / CLO 3

MATERIAL COLOUR
white 7

7

LIGHT OPTIC COVER
opal

Extended configuration

COLOUR TEMPERATURE
4000 K 6

CONTROL
non DIM 1

MATERIAL COLOUR
black 8

8

+5 % surcharges

Options on request

COLOUR RENDERING INDEX
CRI ≥ 90

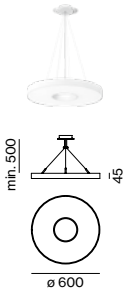

CIRO 600 suspended

DIRECT

SYSTEM POWER	COLOUR TEMP.	LUMINOUS FLUX	ORDER CODE
42 W	3000 K	5080 lm	0 7 2 - 5 2 5 6
	4000 K	5400 lm	

DIRECT / INDIRECT

SYSTEM POWER	COLOUR TEMP.	LUMINOUS FLUX	ORDER CODE
54 W	3000 K	↧5080 / ↥2020 lm	0 7 2 - 5 2 5 8
	4000 K	↧5400 / ↥2150 lm	

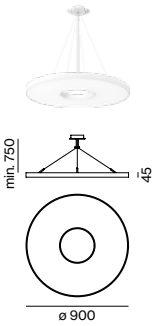

CIRO 900 suspended

DIRECT

SYSTEM POWER	COLOUR TEMP.	LUMINOUS FLUX	ORDER CODE
85 W	3000 K	10160 lm	0 7 2 - 5 2 7 6
	4000 K	10800 lm	

DIRECT / INDIRECT

SYSTEM POWER	COLOUR TEMP.	LUMINOUS FLUX	ORDER CODE
103 W	3000 K	↧10160 / ↥3200 lm	0 7 2 - 5 2 7 8
	4000 K	↧10800 / ↥3400 lm	

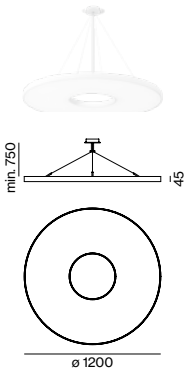

CIRO 1200 suspended

DIRECT

SYSTEM POWER	COLOUR TEMP.	LUMINOUS FLUX	ORDER CODE
107 W	3000 K	13550 lm	0 7 2 - 5 2 8 6
	4000 K	14400 lm	

DIRECT / INDIRECT

SYSTEM POWER	COLOUR TEMP.	LUMINOUS FLUX	ORDER CODE
136 W	3000 K	↧13550 / ↥4110 lm	0 7 2 - 5 2 8 8
	4000 K	↧14400 / ↥4370 lm	

LIGHT DISTRIBUTION

opal

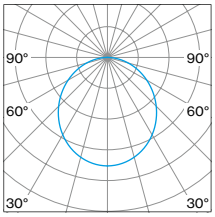

direct

opal

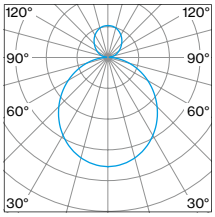

direct / indirect

Inspiration

RLB headquarters
Graz, Austria

PRODUCT
CIRO suspended

ARCHITECT
Strohecker ZT GmbH
Graz, Austria

LIGHTING DESIGN
Klauss Elektro-Anlagen
Seiersberg, Austria





HELIOS
suspended

xal.com/helios



Quickinfo

GENERAL

suspended
IP 20
several mounting options

LED

Mid-power LED
up to 110 lm/W
3000 K, 4000 K
CRI ≥ 80
Binning initial ≤ 3 MacAdam

ESTIMATED LED LIFETIME

L80 / 50 000 h

OPTICAL

direct / indirect illumination
circular de-glaring prism (UGR < 19)

ELECTRICAL

DIM DALI
transparent feeder cable

PHYSICAL

aluminium
powder-coated
halogen-free cable (internal wiring)

Description

DE Ringförmiger Leuchtenkörper aus Aluminiumdruckguss; Oberfläche weiß oder schwarz pulverbeschichtet; Pendelleuchte mit 1500 mm Seilabhängung, Seil in transparenter Einspeiseleitung geführt; elektronisches Betriebsgerät im Baldachin verbaut; Schrägpendelrohr mit integrierter Kabelführung und Verstellmechanismus für Neigungsausgleich; Kühlkörper in Leuchtengeometrie für optimales Thermomanagement und passive Kühlung der LEDs integriert; direkt / indirekte Lichtverteilung durch LGP-Body (Light-Guiding-Prism); seitlich eingekoppeltes Licht durch Lasergravur nach oben und unten gelenkt; optional nur direktstrahlend, Lichtlenkung mittels hochreflektierenden Reflektormaterials; Direktanteil: zirkularprismatische PMMA-Abdeckung, absolut homogene Ausleuchtung; bildschirmtaugliche Arbeitsplatzleuchte nach DIN EN 12464-1 (UGR < 19); energieeffiziente LEDs mit sehr guter Farbwiedergabe; Binning initial ≤ 3 MacAdam; lieferbar in den Lichtfarben 3000 K und 4000 K; CRI ≥ 80; min. 80 % des Lichtstromes nach 50 000 h Lebensdauer Baldachin mit 2 Kabelöffnungen und Steckklemme für Durchgangsverdrahtung; Schutzart IP 20; SK I; DALI-dimmbar

EN Ring shaped luminaire housing in die-cast aluminium; surface powder coated in white or black; Suspended luminaire with 1500 mm cable suspension, cable in a transparent feeder; electronic operating unit installed in the canopy; angled pendent with integrated cable management and adjustment mechanism for levelling; heat sink integrated into luminaire geometry for optimum thermal management and passive cooling of LEDs; direct / indirect light distribution by LGP body (Light Guiding Prism); side coupled light, directed up and down by laser engraving; optional direct light beam only, light control via highly reflective reflector material; Direct component: circular prismatic PMMA cover, completely homogeneous illumination; workplace light suitable for VDUs according to DIN EN 12464-1 (UGR < 19); energy-efficient LEDs with very good colour rendering; binning initial ≤ 3 MacAdam; available in the light colours 3000 K and 4000 K; CRI ≥ 80; min. 80 % of the luminous flux after 50 000 hours; canopy with 2 cable openings and plug-in terminal for through wiring; degree of protection IP 20; PC I; DALI dimmable

Features



flat design (17 mm)



circular de-glaring prism (UGR < 19)

Standard configuration

COLOUR TEMPERATURE
3000 K 5

CONTROL
DIM DALI

MATERIAL COLOUR
white 7

7

Extended configuration

COLOUR TEMPERATURE
4000 K 6

MATERIAL COLOUR
black 8

8

+5 % surcharges

Options on request

COLOUR RENDERING INDEX
CRI ≥ 90

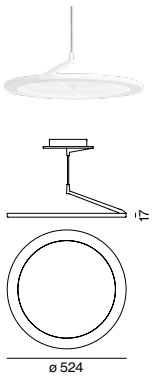

HELIOS suspended

DIRECT

1 ADDR. 220-240 V

SYSTEM POWER	COLOUR TEMP.	LUMINOUS FLUX	ORDER CODE
48 W	3000 K	4870 lm	0 5 9 - 8 2 2 2 3
	4000 K	5170 lm	

DIRECT / INDIRECT

UGR < 19 · 1 ADDR. · 220-240 V

SYSTEM POWER	COLOUR TEMP.	LUMINOUS FLUX	ORDER CODE
65 W	3000 K	↧ 2770 / ↥ 3940 lm	0 5 9 - 8 2 3 2 3
	4000 K	↧ 2940 / ↥ 4190 lm	

LIGHT DISTRIBUTION

circular primatic

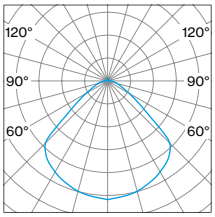

direct

circular primatic

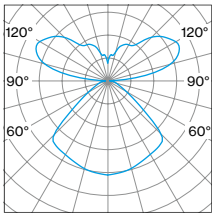

direct / indirect

Accessories

RECESSED HOUSING

TYPE	R CODE
recessed housing	0 0 5 - 3 6 0 0 0

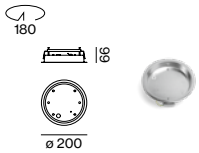

Technical data

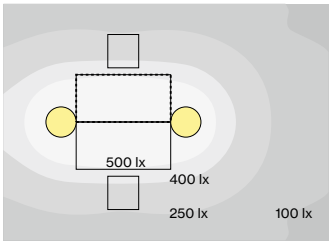



HELIOS suspended
48 W, 4000 K, direct / indirect

ROOM VALUES

Room dimensions	5.4 × 4 × 2.8 m
Reflection factor	0.7 | 0.5 | 0.2
Maintenance factor	0.8
Suspension height	2.25 m

CALCULATION SURFACE

Surface dimensions	1.6 × 0.8 m
Surface height	0.75 m
Average illuminance (E_m)	> 500 lx
Uniformity (U_0)	> 0.6

GLARE EVALUATION

Table Classification X=4H | Y=8H | S=0.25H	
UGR transversal	< 19
UGR axial	< 19
65° < 3000 cd/m²	

Inspiration

moovel group
Stuttgart, Germany

ARCHITECT
FURCH GESTALTUNG +
PRODUKTION GMBH
Stuttgart, Germany

PRODUCT
HELIOS suspended







SONIC
suspended

xal.com/sonic



Quickinfo

GENERAL

suspended
IP 20
several mounting options available

LED

Mid-power LED
up to 140 lm/W
3000 K, 4000 K
CRI ≥ 80
Binning initial ≤ 3 MacAdam

ESTIMATED LED LIFETIME

L80 / 50 000 h

OPTICAL

direct / indirect illumination
PMMA microprismatic (UGR < 19)

ELECTRICAL

DIM DALI
transparent feeder cable

PHYSICAL

aluminium
powder-coated
acoustically effective
halogen-free cable (internal wiring)

SONIC free standing (absorber)

page 636



Description

DE Konischer Leuchtenkörper aus gerolltem Aluminiumprofil; Oberfläche weiß oder dunkelgrau pulverbeschichtet; Pendelleuchte mit 1500 mm Seilabhängung; werkzeuglose Höhenverstellung an der Leuchte; inkl. transparenter Einspeiseleitung oder mit kürzbarer Pendelrohrabhängung (chrom), Einspeiseleitung in Pendelrohr; mit direkt / indirekter Abstrahlcharakteristik für zusätzliche Akzentuierung der Decke und mehr Sehkomfort; mikroprismatische PMMA-Abdeckung; absolut homogene Ausleuchtung; Reflektor für verbesserten Wirkungsgrad (96 % Reflexionsgrad); bildschirmtaugliche Arbeitsplatzleuchte nach DIN EN 12464-1 (UGR < 19); energieeffiziente LEDs mit sehr guter Farbwiedergabe; Binning initial ≤ 3 MacAdam; lieferbar in den Lichtfarben 3000 K und 4000 K; CRI ≥ 80; min. 80 % des Lichtstromes nach 50 000 h Lebensdauer Baldachin mit 2 Kabelöffnungen und Steckklemme für Durchgangsverdrahtung; Schutzart IP 20; SK I; DALI-dimmbar; schallreduzierendes Zubehör erhältlich: patentiertes Schallschutzelement aus expandiertem Polystyrol (EPS)

EN Conical light housing in rolled aluminium profile; surface white or dark grey powder coated; Suspended luminaire with 1500 mm cable suspension; with integrated tool-less suspension height adjustment; incl. transparent feed or with height adjustable rod suspension (chrome), feed in rod; with direct / indirect illumination characteristic for additional emphasis of the ceiling and more visual comfort; microprismatic PMMA cover; completely homogeneous illumination; reflector for improved efficiency (96 % reflectance); workplace light suitable for VDUs according to DIN EN 12464-1 (UGR < 19); energy-efficient LEDs with very good colour rendering; binning initial ≤ 3 MacAdam; available in the light colours 3000 K and 4000 K; CRI ≥ 80; min. 80 % of the luminous flux after 50 000 hours; canopy with 2 cable openings and plug-in terminal for through wiring; degree of protection IP 20; PC I; DALI dimmable; noise reducing accessories available: patented soundproofing element made of expanded polystyrene (EPS)

Features



one piece acoustic ring, in 2 colours



patented honeycomb structure



microprismatic (UGR < 19)

Standard configuration

SUSPENSION
cable 1500 mm — 2

COLOUR TEMPERATURE
3000 K — 5

CONTROL
DIM DALI

MATERIAL COLOUR
white — 7

7

LIGHT OPTIC COVER
microprismatic (UGR < 19)

Extended configuration

SUSPENSION
rod 1000 mm (min. 300 mm) — 4

COLOUR TEMPERATURE
4000 K — 6

MATERIAL COLOUR
dark grey — 6

6

+5 % surcharges

Options on request

SUSPENSION
rod 2000 mm (min. 300 mm)

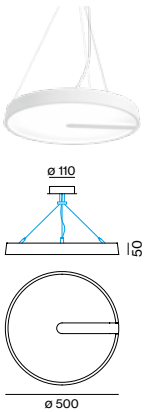

SONIC suspended

DIRECT / INDIRECT

UGR < 19 | DALI 1 ADDR. | 220-240V

SYSTEM POWER	COLOUR TEMP.	LUMINOUS FLUX	ORDER CODE
37 W	3000 K	↧3430 / ↥1470 lm	0 5 9 - 6 ☌ 3 1 ⁘ 3 ◪ P
	4000 K	↧3640 / ↥1560 lm	

LIGHT DISTRIBUTION

microprismatic

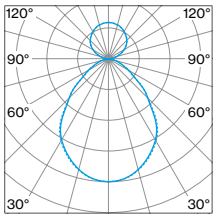

direct / indirect

Technical data

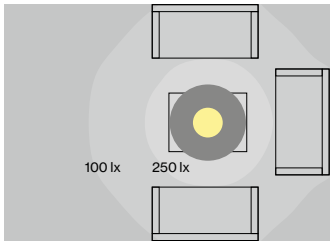



SONIC suspended, 49 W, 4000 K
direct / indirect with absorber

ROOM VALUES

Room dimensions	5.4 × 4 × 2.8 m
Reflection factor	0.7 | 0.5 | 0.2
Maintenance factor	0.8
Mounting height	2.25 m

CALCULATION SURFACE

Surface dimensions	Floor
Surface height	0 m

GLARE EVALUATION

Table Classification X=4H | Y=8H | S=0.25H

UGR transversal	< 19
UGR axial	< 19

65° < 3000 cd/m²

Accessories

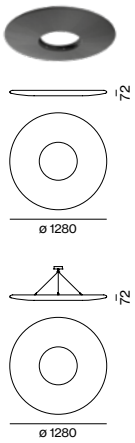

ABSORBER

TYPE	ORDER CODE
bazalt grey	9 5 9 - 6 9 9 9 1 1 6
light grey	9 5 9 - 6 9 9 9 1 1 7

ABSORBER WITH SUSPENSION

TYPE	ORDER CODE
bazalt grey	0 5 9 - 6 2 9 9 1 1 6
light grey	0 5 9 - 6 2 9 9 1 1 7



material example
bazalt grey



material example
light grey

Inspiration

Volksbank headquarters
Bolzano, Italy

ARCHITECT
Christrian Rübbert Architekt
Bolzano, Italy

INTERIOR DESIGN
INNOCAD Architektur ZT
Graz, Austria
bergundtal GmbH
Bruneck, Italy

LIGHTING DESIGN
lichtdesign GRATZEL
Innsbruck, Austria

PRODUCT
SONIC suspended







Inspiration

MERCEDES BENZ Lounge
Geneva, Switzerland

PRODUCT
SONIC suspended
customised

ARCHITECT
Kauffmann Theilig & Partner
Ostfildern, Germany

LIGHTING DESIGN
TLD Planungsgruppe GmbH
Wendlingen, Germany




Inspiration
Création



MINO 60 CIRCLE
ceiling

xal.com/mino



Quickinfo

GENERAL

ceiling mounted
IP 20

LED

Mid-power LED
up to 114 lm/W
3000 K, 4000 K
CRI ≥ 80
Binning initial ≤ 3 MacAdam

ESTIMATED LED LIFETIME

L80 / 50 000 h

OPTICAL

direct illumination
PMMA cover opal
microprismatic

ELECTRICAL

non DIM, DIM DALI

PHYSICAL

aluminium
powder-coated
halogen-free cable

Description

DE Ringförmiger Leuchtenkörper aus gerolltem Aluminiumstrangpressprofil nahtlos verschweißt; Oberfläche weiß, grau, dunkelgrau, schwarz, beige oder dunkelbraun pulverbeschichtet; Lichteinsatz bestehend aus hochreflektierend lackiertem Aluminiumdruckguss für verbessertes Thermomanagement; HPO (High Performance Opal) Abdeckung für homogene Ausleuchtung; mit erhöhter Transmission und Diffusion; mikroprismatische PMMA-Abdeckung inkl. Diffusorfolie zur Reduktion der Leuchtdichte bei homogener Ausleuchtung; energieeffiziente LEDs mit sehr guter Farbwiedergabe; Binning initial ≤ 3 MacAdam; lieferbar in den Lichtfarben 3000 K und 4000 K; CRI ≥ 80; min. 80 % des Lichtstromes nach 50 000 h Lebensdauer; Schutzart IP 20; SK I; wahlweise nicht dimmbar oder DALI-dimmbar

EN Ring shaped luminaire housing from rolled aluminium extruded profile, seamlessly welded; surface powder coated in white, grey, dark grey, black, beige or dark brown; lighting insert consisting of highly reflective coated die-cast aluminium for improved thermal management; HPO (High Performance Opal) cover for uniform illumination; with increased transmission and diffusion; micro prismatic PMMA diffuser incl. diffuser film for homogeneous illumination and reduced luminance; energy-efficient LEDs with very good colour rendering; binning initial ≤ 3 MacAdam; available in the light colours 3000 K and 4000 K; CRI ≥ 80; min. 80 % of the luminous flux after 50 000 hours; degree of protection IP 20; PC I; optionally non-dimmable or DALI dimmable

Standard configuration

COLOUR TEMPERATURE

3000 K	5

CONTROL

non DIM	1
DIM DALI	3

MATERIAL COLOUR

white	7

7

LIGHT OPTIC COVER

opal high performance	H

Extended configuration

COLOUR TEMPERATURE

4000 K	6

MATERIAL COLOUR

beige	K
grey	G
dark grey	D
dark brown	N
black	8

K G D N 8

+5 % surcharges

LIGHT OPTIC COVER

microprismatic	Z

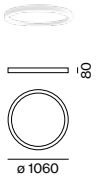

MINO 60 CIRCLE 1000 ceiling

DIRECT

4 ADDR. | 220-240V | pending | CB pending

SYSTEM POWER	COLOUR TEMP.	LUMINOUS FLUX	ORDER CODE
67 W	3000 K	6710 lm	0 3 4 - 2 1 1 2
	4000 K	7130 lm	

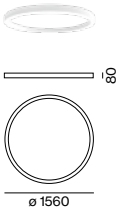

MINO 60 CIRCLE 1500 ceiling

DIRECT

4 ADDR. | 220-240V | pending | CB pending

SYSTEM POWER	COLOUR TEMP.	LUMINOUS FLUX	ORDER CODE
101 W	3000 K	10730 lm	0 3 4 - 2 1 1 0
	4000 K	11400 lm	

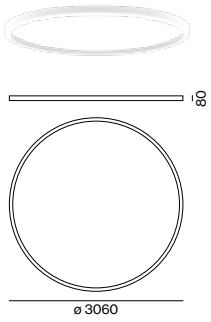

MINO 60 CIRCLE 3000 ceiling

DIRECT

8 ADDR. | 220-240V | pending | CB pending

SYSTEM POWER	COLOUR TEMP.	LUMINOUS FLUX	ORDER CODE
202 W	3000 K	21660 lm	0 3 4 - 2 1 1 4 7 H
	4000 K	23010 lm	

other configurations on page 77

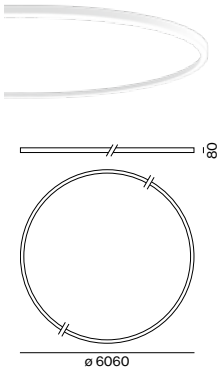

MINO 60 CIRCLE 6000 ceiling

DIRECT

16 ADDR. | 220-240V | pending | CB pending

SYSTEM POWER	COLOUR TEMP.	LUMINOUS FLUX	ORDER CODE
403 W	3000 K	43320 lm	0 3 4 - 2 1 1 6 7 H
	4000 K	46030 lm	

other configurations on page 77

LIGHT DISTRIBUTION

opal

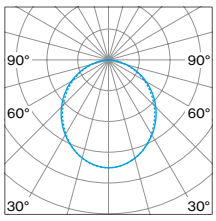

direct

microprismatic

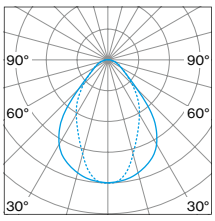

direct

MINO 60 CIRCLE
suspended

xal.com/mino

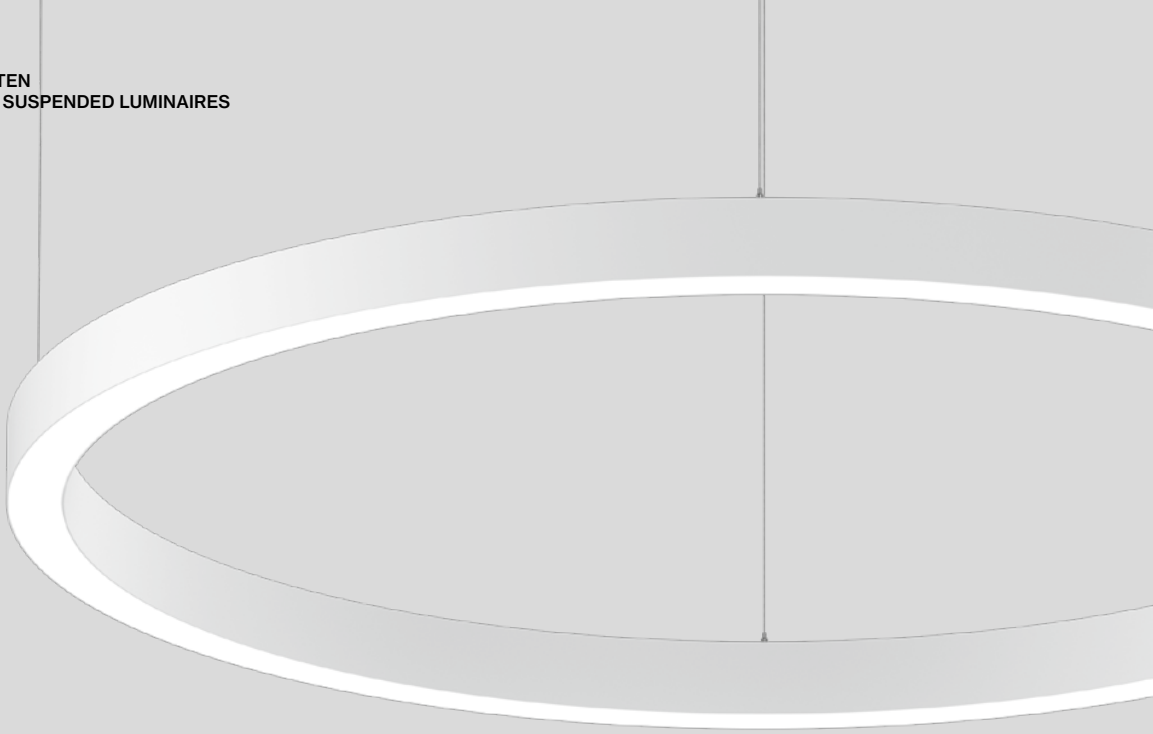

Quickinfo

GENERAL

suspended
IP 20

LED

Mid-power LED
up to 114 lm/W
3000 K, 4000 K
CRI ≥ 80
Binning initial ≤ 3 MacAdam

ESTIMATED LED LIFETIME

L80 / 50 000 h

OPTICAL

direct, direct / indirect illumination
PMMA cover opal
microprismatic

ELECTRICAL

non DIM, DIM DALI
transparent feeder cable

PHYSICAL

aluminium
powder-coated
halogen-free cable (internal wiring)

Description

DE Ringförmiger Leuchtenkörper aus gerolltem Aluminiumstrangpressprofil nahtlos verschweißt; Oberfläche weiß, grau, dunkelgrau, schwarz, beige oder dunkelbraun pulverbeschichtet; Lichteinsatz bestehend aus hochreflektierend lackiertem Aluminiumdruckguss für verbessertes Thermomanagement; Pendelleuchte mit 1500 mm Seilabhängung; werkzeuglose Höhenverstellung an der Leuchte; inkl. transparenter Einspeiseleitung; HPO (High Performance Opal) Abdeckung für homogene Ausleuchtung; mit erhöhter Transmission und Diffusion; mikroprismatische PMMA-Abdeckung inkl. Diffusorfolie zur Reduktion der Leuchtdichte bei homogener Ausleuchtung; optional mit direkt / indirekter Abstrahlcharakteristik für zusätzliche Akzentuierung der Decke und mehr Sehkomfort; energieeffiziente LEDs mit sehr guter Farbwiedergabe; Binning initial ≤ 3 MacAdam; lieferbar in den Lichtfarben 3000 K und 4000 K; CRI ≥ 80; min. 80 % des Lichtstromes nach 50 000 h Lebensdauer; Schutzart IP 20; SK I; wahlweise nicht dimmbar oder DALI-dimmbar

EN Ring shaped luminaire housing from rolled aluminium extruded profile, seamlessly welded; surface powder coated in white, grey, dark grey, black, beige or dark brown; lighting insert consisting of highly reflective coated die-cast aluminium for improved thermal management; Suspended luminaire with 1500 mm cable suspension; height adjustment without tools on the luminaire; incl. transparent feed; HPO (High Performance Opal) cover for uniform illumination; with increased transmission and diffusion; micro prismatic PMMA diffuser incl. diffuser film for homogeneous illumination and reduced luminance; optional with direct / indirect illumination characteristic for additional emphasis of the ceiling and more visual comfort; energy-efficient LEDs with very good colour rendering; binning initial ≤ 3 MacAdam; available in the light colours 3000 K and 4000 K; CRI ≥ 80; min. 80 % of the luminous flux after 50 000 hours; degree of protection IP 20; PC I; optionally non-dimmable or DALI dimmable

Standard configuration

SUSPENSION

cable 1500 mm	2
cable 1500 mm / canopy central	4

COLOUR TEMPERATURE

3000 K	5

CONTROL

non DIM	1
DIM DALI	3

MATERIAL COLOUR

white	7

7

LIGHT OPTIC COVER

opal high performance	H

Extended configuration

COLOUR TEMPERATURE

4000 K	6

MATERIAL COLOUR

beige	K
grey	G
dark grey	D
dark brown	N
black	8

K G D N 8

+5 % surcharges

LIGHT OPTIC COVER

microprismatic	Z

LIGHT DISTRIBUTION

opal

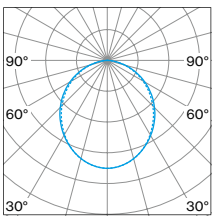

direct

microprismatic

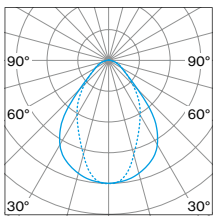

direct

opal

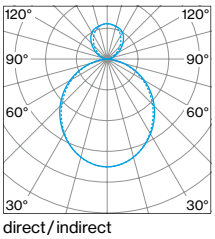

direct / indirect

microprismatic

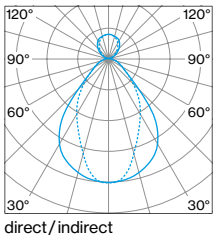

direct / indirect

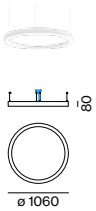

MINO 60 CIRCLE 1000 suspended

DIRECT

2 ADDR. | 220-240V | pending | CB pending

SYSTEM POWER	COLOUR TEMP.	LUMINOUS FLUX	ORDER CODE
67 W	3000 K	6710 lm	0 3 4 - 2 1 2
	4000 K	7130 lm	

DIRECT / INDIRECT

3 ADDR. | 220-240V | pending | CB pending

SYSTEM POWER	COLOUR TEMP.	LUMINOUS FLUX	ORDER CODE
89 W	3000 K	↧ 6710 / ↥ 2730 lm	0 3 4 - 2 1 3
	4000 K	↧ 7130 / ↥ 2900 lm	

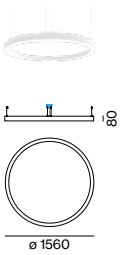

MINO 60 CIRCLE 1500 suspended

DIRECT

5 ADDR. | 220-240V | pending | CB pending

SYSTEM POWER	COLOUR TEMP.	LUMINOUS FLUX	ORDER CODE
101 W	3000 K	10730 lm	0 3 4 - 2 1 0
	4000 K	11400 lm	

DIRECT / INDIRECT

5 ADDR. | 220-240V | pending | CB pending

SYSTEM POWER	COLOUR TEMP.	LUMINOUS FLUX	ORDER CODE
135 W	3000 K	↧ 10730 / ↥ 4370 lm	0 3 4 - 2 1 1
	4000 K	↧ 11400 / ↥ 4640 lm	

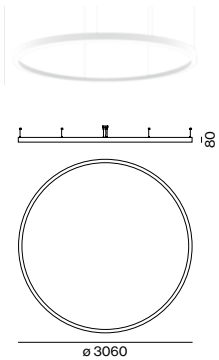

MINO 60 CIRCLE 3000 suspended

DIRECT

8 ADDR. | 220-240V | pending | CB pending

SYSTEM POWER	COLOUR TEMP.	LUMINOUS FLUX	ORDER CODE
202 W	3000 K	21660 lm	0 3 4 - 2 2 1 4 7 H
	4000 K	23010 lm	

other configurations on page 77

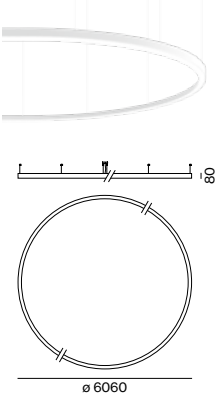

MINO 60 CIRCLE 6000 suspended

DIRECT

16 ADDR. | 220-240V | pending | CB pending

SYSTEM POWER	COLOUR TEMP.	LUMINOUS FLUX	ORDER CODE
403 W	3000 K	43320 lm	0 3 4 - 2 2 1 6 7 H
	4000 K	46030 lm	

other configurations on page 77

Inspiration

3M
Langenthal, Switzerland

ARCHITECT
Marazzi + Paul Architekten AG
Zurich, Switzerland

PROJECT DEVELOPMENT
Mobimo
Küsnacht, Switzerland

MAIN CONTRACTOR
Frutiger AG
Muri, Switzerland

PRODUCT
MINO 60 CIRCLE suspended







Inspiration

Sparkasse
Kirn, Germany

PRODUCT
MINO 60 CIRCLE suspended
MINO 60 CURVE

ARCHITECT
DI (FH) Kristin Pfeifer
c/o Sparkasse
Rhein-Nahe, Germany

Reichelt Ingenieurgesellschaft
für Elektrotechnik
Langenlonsheim, Germany









Inspiration

Area 81
Rome, Italy

ARCHITECT
Exclusiva Design
Rome, Italy

LIGHTING DESIGN
Mama Design
Rome, Italy

PRODUCT
MINO 60 CIRCLE suspended
MINO 60 CURVE





BASO 40
surface

xal.com/baso

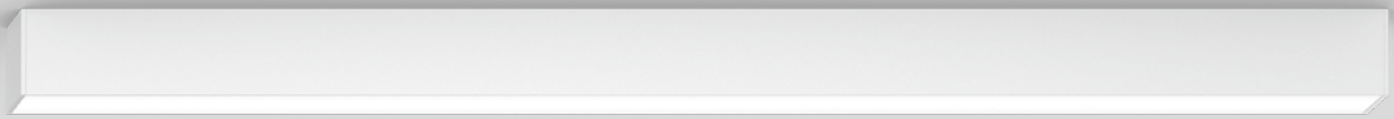

Quickinfo

GENERAL

surface mounted
IP 20

LED

Mid-power LED
up to 2345 lm/m
up to 102 lm/W
3000 K, 4000 K
CRI ≥ 80
Binning initial ≤ 3 MacAdam

ESTIMATED LED LIFETIME

L80 / 50 000 h

OPTICAL

direct illumination
PMMA cover opal
asymmetric illumination

ELECTRICAL

non DIM, DIM DALI

PHYSICAL

aluminium
powder-coated
halogen-free cable

BASO 40
system
page 43



Description

DE Leuchtenkörper aus Aluminiumstrangpressprofil, kantige Ausführung; keine sichtbaren Schrauben; Oberfläche weiß, grau, dunkelgrau, schwarz, beige oder dunkelbraun pulverbeschichtet; Leuchtenprofil mit vormontierter Konvertereinheit für Montage vorab montierbar; Lichteinsatz werkzeuglos montierbar; HPO (High Performance Opal) Abdeckung für homogene Ausleuchtung; oder mit speziell berechneter, asymmetrischer Linse für homogene vertikale Beleuchtungsstärken; energieeffiziente LEDs mit sehr guter Farbwiedergabe; Binning initial ≤ 3 MacAdam; lieferbar in den Lichtfarben 3000 K und 4000 K; CRI ≥ 80; min. 80 % des Lichtstromes nach 50 000 h Lebensdauer; Schutzart IP 20; SK I; optional nicht dimmbar

EN Luminaire housing from extruded aluminium profile, angular design; no visible screws; surface powder coated in white, grey, dark grey, black, beige or dark brown; luminaire profile with pre-assembled converter unit can be pre-mounted on site; lighting insert can be installed without tools; HPO (High Performance Opal) cover for uniform illumination; or with specially computed, asymmetrical lens for homogeneous vertical lighting intensity; energy-efficient LEDs with very good colour rendering; binning initial ≤ 3 MacAdam; available in the light colours 3000 K and 4000 K; CRI ≥ 80; min. 80 % of the luminous flux after 50 000 hours; degree of protection IP 20; PC I; optional non-dimmable

Features



asymmetric lens

Standard configuration

COLOUR TEMPERATURE
3000 K — 5

CONTROL
DIM DALI — 3

MATERIAL COLOUR
white — 7

7

LIGHT OPTIC COVER
opal high performance

Extended configuration

COLOUR TEMPERATURE
4000 K — 6

CONTROL
non DIM — 1

MATERIAL COLOUR

beige	K
grey	G
dark grey	D
dark brown	N
black	8

K G D N 8

+5 % surcharges

LIGHT OPTIC LENS
asymmetric

LIGHT DISTRIBUTION

opal high performance

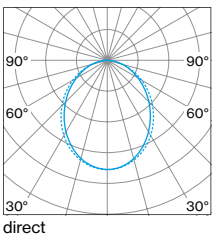

direct

asymmetric

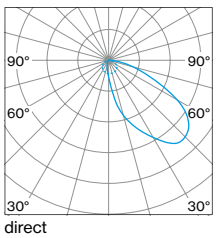

direct



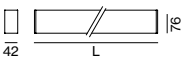

BASO 40 surface, opal high performance

DALI 1 ADDR. | 220-240 V | pending | CB pending

SYS. POWER	COLOUR TEMP.	LUM. FLUX	L (mm)	ORDER CODE
14 W	3000 K	1290 lm	609	0 4 5 - 1 1 2 2 H
	4000 K	1370 lm		
28 W	3000 K	2580 lm	1209	0 4 5 - 1 1 2 4 H
	4000 K	2740 lm		
42 W	3000 K	3860 lm	1809	0 4 5 - 1 1 2 6 H
	4000 K	4100 lm		
56 W	3000 K	5150 lm	2409	0 4 5 - 1 1 2 8 H
	4000 K	5470 lm		



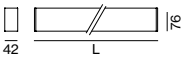

BASO 40 surface, wallwasher

DALI 1 ADDR. | 220-240 V | pending | CB pending

SYS. POWER	COLOUR TEMP.	LUM. FLUX	L (mm)	ORDER CODE
14 W	3000 K	1320 lm	609	0 4 5 - 1 1 2 2 A
	4000 K	1400 lm		
28 W	3000 K	2640 lm	1209	0 4 5 - 1 1 2 4 A
	4000 K	2810 lm		
42 W	3000 K	3970 lm	1809	0 4 5 - 1 1 2 6 A
	4000 K	4210 lm		
56 W	3000 K	5290 lm	2409	0 4 5 - 1 1 2 8 A
	4000 K	5620 lm		

Technical data

BASO 40 surface, wallwasher, 28 W, 3000 K

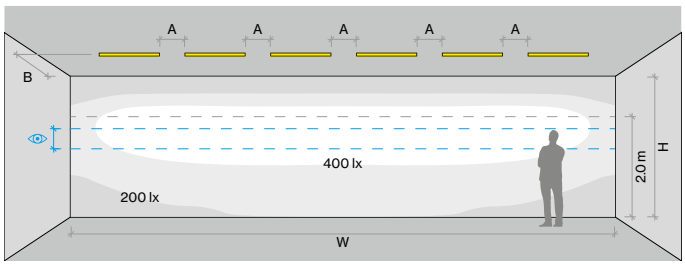

ROOM VALUES

Wall dimensions	H = 2.8 m | W = 10.8 m
Distance to wall	B = 1.3 m
Distance between Luminaires	0.5 m
Reflection factor	0.7 | 0.5 | 0.2
Maintenance factor	0.8

CALCULATION SURFACE

Surface dimensions	10.8 × 2.8 m
Surface height	0 – 2.8 m
Eye level	1.35 m – 1.75 m

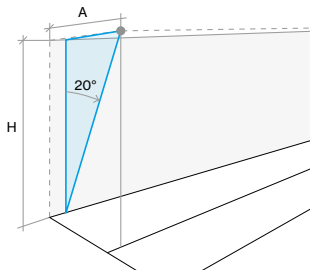

MOUNTING DISTANCE

H (mm)	A (mm)
2750	900
3000	1000
3500	1200

Inspiration

Sparkasse
Lienz, Austria

ARCHITECT
DI Matthias Viehhauser
Salzburg, Austria

PRODUCT
BASO 40 ceiling




EINZAHLUNG
BARGELD
ÜBERWEISUNG
KONTOAUSZUG

MINO 60
surface

xal.com/mino

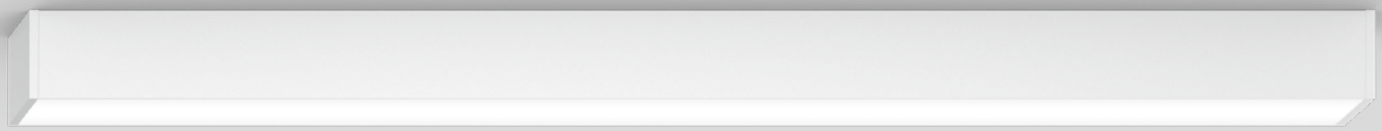

Quickinfo

GENERAL

surface mounted
IP 20

LED

Mid-power LED
up to 3562 lm/m
up to 115 lm/W
3000 K, 4000 K
CRI ≥ 80
Binning initial ≤ 3 MacAdam

ESTIMATED LED LIFETIME

L80 / 50 000 h

OPTICAL

direct illumination
PMMA cover opal
microprismatic (UGR < 19)

ELECTRICAL

non DIM, DIM DALI

PHYSICAL

aluminium
powder-coated
halogen-free cable

MINO 60
system ceiling
page 75



Description

DE Leuchtenkörper aus Aluminiumstrangpressprofil, kantige Ausführung; keine sichtbaren Schrauben; Oberfläche weiß, grau, dunkelgrau, schwarz, beige oder dunkelbraun pulverbeschichtet; Leuchtenprofil für Montage vorab lieferbar; restliche Leuchtenkomponenten werkzeuglos montierbar; Lichteinsatz bestehend aus hochreflektierend lackiertem Strangpressprofil für verbessertes Thermomanagement; HPO (High Performance Opal) Abdeckung für homogene Ausleuchtung; mit erhöhter Transmission und Diffusion; mikroprismatische PMMA-Abdeckung inkl. Diffusorfolie zur Reduktion der Leuchtdichte bei homogener Ausleuchtung; bildschirmtaugliche Arbeitsplatzleuchte nach DIN EN 12464-1 (UGR < 19) bei Powerswitch-Einstellung "e"; energieeffiziente LEDs mit sehr guter Farbwiedergabe; Powerswitch (e, e², e²⁺) bei schaltbarer Ausführung, am Lichteinsatz einstellbar; Binning initial ≤ 3 MacAdam; lieferbar in den Lichtfarben 3000 K und 4000 K; CRI ≥ 80; min. 80 % des Lichtstromes nach 50 000 h Lebensdauer; Schutzart IP 20; SK I; wahlweise nicht dimmbar oder DALI-dimmbar

EN Luminaire housing from extruded aluminium profile, angular design; no visible screws; surface powder coated in white, grey, dark grey, black, beige or dark brown; luminaire profile for mounting available in advance; remaining luminaire components mounted without tools; lighting insert consisting of highly reflective coated extruded profile for improved thermal management; HPO (High Performance Opal) cover for uniform illumination; with increased transmission and diffusion; micro prismatic PMMA diffuser incl. diffuser film for homogeneous illumination and reduced luminance; screen work capable luminaire as per DIN EN 12464-1 (UGR < 19) with powerswitch setting "e"; energy-efficient LEDs with very good colour rendering; powerswitch (e, e², e²⁺) with switchable versions, adjustable on the insert; binning initial ≤ 3 MacAdam; available in the light colours 3000 K and 4000 K; CRI ≥ 80; min. 80 % of the luminous flux after 50 000 hours; degree of protection IP 20; PC I; optionally non-dimmable or DALI dimmable

Features



microprismatic
(UGR < 19)



power switch



tunable white 3000–
6000 K on request

Standard configuration

COLOUR TEMPERATURE

3000 K	5

CONTROL

non DIM (switchable e/e²/e²⁺)	1
DIM DALI (only e²)	3

MATERIAL COLOUR

white	7

7

LIGHT OPTIC COVER

opal high performance	H

Extended configuration

COLOUR TEMPERATURE

4000 K	6

MATERIAL COLOUR

beige	K
grey	G
dark grey	D
dark brown	N
black	8

K G D N 8

+5 % surcharges

LIGHT OPTIC COVER

microprismatic	Z
microprismatic (UGR < 19)*	G

*UGR < 19 only with e LED

Options on request

COLOUR RENDERING INDEX

CRI ≥ 90

COLOUR TEMPERATURE

tunable white 3000 – 6000 K (2 DALI)



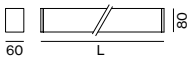

MINO 60 surface

POWER SWITCH | UGR < 19 | DALI 1 ADDR. | 220-240 V | CB

SYS. POWER	COLOUR TEMP.	LUM. FLUX	L (mm)	ORDER CODE
10 W e	3000 K	860 lm	580	0 4 6 - 4 1 P 2
	4000 K	980 lm		
15 W e²	3000 K	1470 lm		
	4000 K	1560 lm		
21 W e²⁺	3000 K	1920 lm		
	4000 K	2040 lm		
13 W e	3000 K	1290 lm	880	0 4 6 - 4 1 P 3
	4000 K	1470 lm		
22 W e²	3000 K	2210 lm		
	4000 K	2350 lm		
31 W e²⁺	3000 K	2880 lm		
	4000 K	3060 lm		
17 W e	3000 K	1720 lm	1180	0 4 6 - 4 1 P 4
	4000 K	1950 lm		
29 W e²	3000 K	2950 lm		
	4000 K	3130 lm		
41 W e²⁺	3000 K	3830 lm		
	4000 K	4070 lm		
21 W e	3000 K	2150 lm	1480	0 4 6 - 4 1 P 5
	4000 K	2440 lm		
37 W e²	3000 K	3680 lm		
	4000 K	3910 lm		
52 W e²⁺	3000 K	4790 lm		
	4000 K	5090 lm		
34 W e	3000 K	3430 lm	2352	0 4 6 - 4 1 P 8
	4000 K	3910 lm		
59 W e²	3000 K	5890 lm		
	4000 K	6260 lm		
82 W e²⁺	3000 K	7670 lm		
	4000 K	8150 lm		

luminous flux opal high performance, -13 % by microprismatic Z cover,
-15 % by microprismatic G (UGR < 19) cover

LIGHT DISTRIBUTION

opal

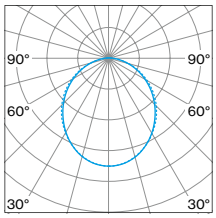

direct

microprismatic Z

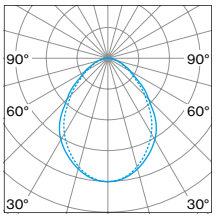

direct

microprismatic G (UGR < 19)

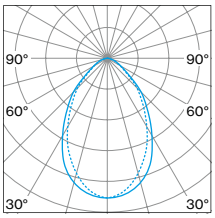

direct

Inspiration

Bank of Ireland
Dublin, Ireland

ARCHITECT
Henry J Lyons Architects
Dublin, Ireland

LIGHTING DESIGN
O'Connor Sutton Cronin
Dublin, Ireland

PRODUCT
MINO 60 surface





MINO 100
surface

xal.com/mino

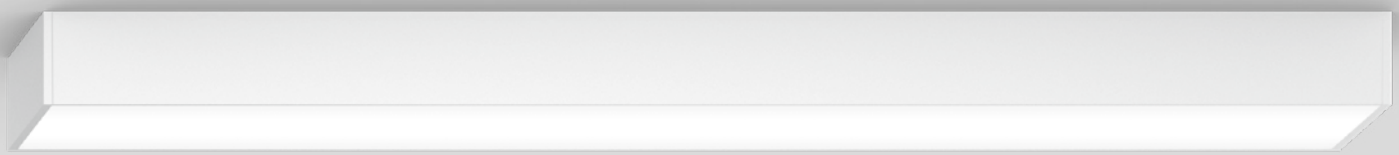

Quickinfo

GENERAL
surface mounted
IP 20

LED
Mid-power LED
up to 3990 lm/m
up to 129 lm/W
3000 K, 4000 K
CRI ≥ 80
Binning initial ≤ 3 MacAdam

ESTIMATED LED LIFETIME
L80 / 50 000 h

OPTICAL
direct illumination
PMMA cover opal
microprismatic (UGR < 19)

ELECTRICAL
non DIM, DIM DALI

PHYSICAL
aluminium
powder-coated
halogen-free cable

MINO 100
system ceiling
page 105



Description

DE Leuchtenkörper aus Aluminiumstrangpressprofil, kantige Ausführung; keine sichtbaren Schrauben; Oberfläche weiß, grau, dunkelgrau, schwarz, beige oder dunkelbraun pulverbeschichtet; Leuchtenprofil für Montage vorab lieferbar; restliche Leuchtenkomponenten werkzeuglos montierbar; Lichteinsatz bestehend aus hochreflektierend lackiertem Strangpressprofil für verbessertes Thermomanagement; HPO (High Performance Opal) Abdeckung für homogene Ausleuchtung; mit erhöhter Transmission und Diffusion; mikroprismatische PMMA-Abdeckung inkl. Diffusorfolie zur Reduktion der Leuchtdichte bei homogener Ausleuchtung; bildschirmtaugliche Arbeitsplatzleuchte nach DIN EN 12464-1 (UGR < 19) bei Powerswitch-Einstellung "e" und "e²"; energieeffiziente LEDs mit sehr guter Farbwiedergabe; Powerswitch (e, e², e²⁺) bei schaltbarer Ausführung, am Lichteinsatz einstellbar; Binning initial ≤ 3 MacAdam; lieferbar in den Lichtfarben 3000 K und 4000 K; CRI ≥ 80; min. 80 % des Lichtstromes nach 50 000 h Lebensdauer; Schutzart IP 20; SK I; wahlweise nicht dimmbar oder DALI-dimmbar

EN Luminaire housing from extruded aluminium profile, angular design; no visible screws; surface powder coated in white, grey, dark grey, black, beige or dark brown; luminaire profile for mounting available in advance; remaining luminaire components mounted without tools; lighting insert consisting of highly reflective coated extruded profile for improved thermal management; HPO (High Performance Opal) cover for uniform illumination; with increased transmission and diffusion; micro prismatic PMMA diffuser incl. diffuser film for homogeneous illumination and reduced luminance; screen work capable luminaire as per DIN EN 12464-1 (UGR < 19) with powerswitch setting "e" and "e²"; energy-efficient LEDs with very good colour rendering; powerswitch (e, e², e²⁺) with switchable versions, adjustable on the insert; binning initial ≤ 3 MacAdam; available in the light colours 3000 K and 4000 K; CRI ≥ 80; min. 80 % of the luminous flux after 50 000 hours; degree of protection IP 20; PC I; optionally non-dimmable or DALI dimmable

Features



microprismatic
(UGR < 19)



power switch



tunable white 3000–
6000 K on request

Standard configuration

COLOUR TEMPERATURE

3000 K	5

CONTROL

non DIM (switchable e/e²/e²⁺)	1
DIM DALI (only e²)	3

MATERIAL COLOUR

white	7

7

LIGHT OPTIC COVER

microprismatic	Z
microprismatic (UGR < 19)*	G

*UGR < 19 only with e / e² LED

Extended configuration

COLOUR TEMPERATURE

4000 K	6

MATERIAL COLOUR

beige	K
grey	G
dark grey	D
dark brown	N
black	8

K G D N 8

+5 % surcharges

LIGHT OPTIC COVER

opal high performance	H

Options on request

COLOUR RENDERING INDEX

CRI ≥ 90

COLOUR TEMPERATURE

tunable white 3000–6000 K (2 DALI)



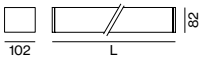

MINO 100 surface

POWER SWITCH | UGR < 19 | DALI 1 ADDR. | 220-240 V | CB

SYS. POWER	COLOUR TEMP.	LUM. FLUX	L (mm)	ORDER CODE
10 W e	3000 K	1030 lm	596	0 5 6 - 4 1 P 2
	4000 K	1090 lm		
15 W e²	3000 K	1650 lm		
	4000 K	1750 lm		
21 W e²⁺	3000 K	2150 lm		
	4000 K	2280 lm		
13 W e	3000 K	1540 lm	896	0 5 6 - 4 1 P 3
	4000 K	1640 lm		
22 W e²	3000 K	2470 lm		
	4000 K	2630 lm		
31 W e²⁺	3000 K	3220 lm		
	4000 K	3420 lm		
17 W e	3000 K	2060 lm	1196	0 5 6 - 4 1 P 4
	4000 K	2190 lm		
29 W e²	3000 K	3300 lm		
	4000 K	3510 lm		
41 W e²⁺	3000 K	4300 lm		
	4000 K	4560 lm		
21 W e	3000 K	2570 lm	1496	0 5 6 - 4 1 P 5
	4000 K	2730 lm		
37 W e²	3000 K	4120 lm		
	4000 K	4380 lm		
52 W e²⁺	3000 K	5370 lm		
	4000 K	5700 lm		
34 W e	3000 K	4120 lm	2368	0 5 6 - 4 1 P 8
	4000 K	4380 lm		
59 W e²	3000 K	6600 lm		
	4000 K	7010 lm		
82 W e²⁺	3000 K	8590 lm		
	4000 K	9130 lm		

luminous flux opal high performance, -8 % by microprismatic Z cover,
-10 % by microprismatic G (UGR < 19) cover

LIGHT DISTRIBUTION

opal

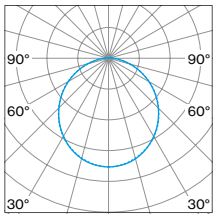

direct

microprismatic Z

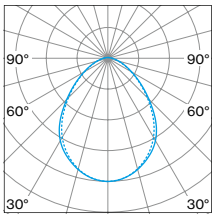

direct

microprismatic G (UGR < 19)

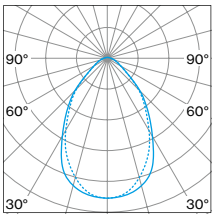

direct

Inspiration

Praxis am Bahnhof
Bremgarten, Switzerland

PRODUCT
MINO 100 surface

ARCHITECT
Outlog Architektur+Planung AG
Lenzburg, Switzerland

LIGHTING DESIGN
Outlog Architektur+Planung AG
Lenzburg, Switzerland







BASO 40
suspended

xal.com/baso



Quickinfo

GENERAL

suspended
IP 20

LED

Mid-power LED
up to 2345 lm/m
up to 102 lm/W
3000 K, 4000 K
CRI ≥ 80
Binning initial ≤ 3 MacAdam

ESTIMATED LED LIFETIME

L80 / 50 000 h

OPTICAL

direct illumination
PMMA cover opal
asymmetric illumination

ELECTRICAL

non DIM, DIM DALI
transparent feeder cable

PHYSICAL

aluminium
powder-coated
halogen-free cable (internal wiring)

BASO 40
system
suspended
page 43



Description

DE Leuchtenkörper aus Aluminiumstrangpressprofil, kantige Ausführung; keine sichtbaren Schrauben; Oberfläche weiß, grau, dunkelgrau, schwarz, beige oder dunkelbraun pulverbeschichtet; Leuchtenprofil mit vormontierter Konvertereinheit für Montage vorab montierbar; Lichteinsatz werkzeuglos montierbar; Pendelleuchte mit 1500 mm Seilabhängung; werkzeuglose Höhenverstellung an der Leuchte; Befestigung an der Leuchte mittels Federclips; frei positionierbar; inkl. transparenter Einspeiseleitung; HPO (High Performance Opal) Abdeckung für homogene Ausleuchtung; oder mit speziell berechneter, asymmetrischer Linse für homogene vertikale Beleuchtungsstärken; energieeffiziente LEDs mit sehr guter Farbwiedergabe; Binning initial ≤ 3 MacAdam; lieferbar in den Lichtfarben 3000 K und 4000 K; CRI ≥ 80; min. 80 % des Lichtstromes nach 50 000 h Lebensdauer; Schutzart IP 20; SK I; optional nicht dimmbar

EN Luminaire housing from extruded aluminium profile, angular design; no visible screws; surface powder coated in white, grey, dark grey, black, beige or dark brown; luminaire profile with pre-assembled converter unit can be pre-mounted on site; lighting insert can be installed without tools; Suspended luminaire with 1500 mm cable suspension; height adjustment without tools on the luminaire; freely positioned attachment to the luminaire ; incl. transparent feed; HPO (High Performance Opal) cover for uniform illumination; or with specially computed, asymmetrical lens for homogeneous vertical lighting intensity; energy-efficient LEDs with very good colour rendering; binning initial ≤ 3 MacAdam; available in the light colours 3000 K and 4000 K; CRI ≥ 80; min. 80 % of the luminous flux after 50 000 hours; degree of protection IP 20; PC I; optional non-dimmable

Features



asymmetric lens

Standard configuration

COLOUR TEMPERATURE
3000 K — 5

CONTROL
DIM DALI — 3

MATERIAL COLOUR
white — 7

7

LIGHT OPTIC COVER
opal high performance

Extended configuration

COLOUR TEMPERATURE
4000 K — 6

CONTROL
non DIM — 1

MATERIAL COLOUR

beige	K
grey	G
dark grey	D
dark brown	N
black	8

K G D N 8

+5 % surcharges

LIGHT OPTIC LENS
asymmetric

LIGHT DISTRIBUTION

opal high performance

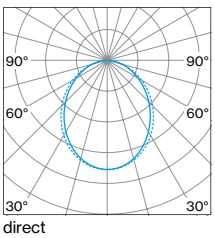

direct

asymmetric

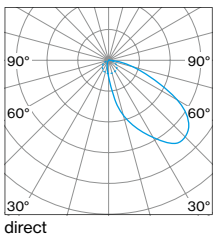

direct

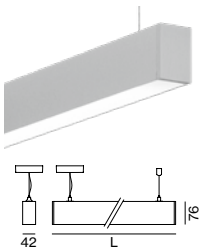

BASO 40 suspended, opal high performance

SYS. POWER	COLOUR TEMP.	LUM. FLUX	L (mm)	ORDER CODE
14 W	3000 K	1290 lm	609	0 4 5 - 1 2 2 2 H
	4000 K	1370 lm		
28 W	3000 K	2580 lm	1209	0 4 5 - 1 2 2 4 H
	4000 K	2740 lm		
42 W	3000 K	3860 lm	1809	0 4 5 - 1 2 2 6 H
	4000 K	4100 lm		
56 W	3000 K	5150 lm	2409	0 4 5 - 1 2 2 8 H
	4000 K	5470 lm		

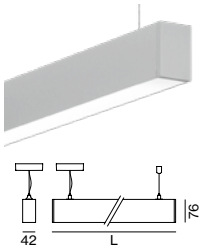

BASO 40 suspended, wallwasher

SYS. POWER	COLOUR TEMP.	LUM. FLUX	L (mm)	ORDER CODE
14 W	3000 K	1320 lm	609	0 4 5 - 1 2 2 2 A
	4000 K	1400 lm		
28 W	3000 K	2640 lm	1209	0 4 5 - 1 2 2 4 A
	4000 K	2810 lm		
42 W	3000 K	3970 lm	1809	0 4 5 - 1 2 2 6 A
	4000 K	4210 lm		
56 W	3000 K	5290 lm	2409	0 4 5 - 1 2 2 8 A
	4000 K	5620 lm		

Technical data

BASO 40 suspended, wallwasher, 28 W, 3000 K

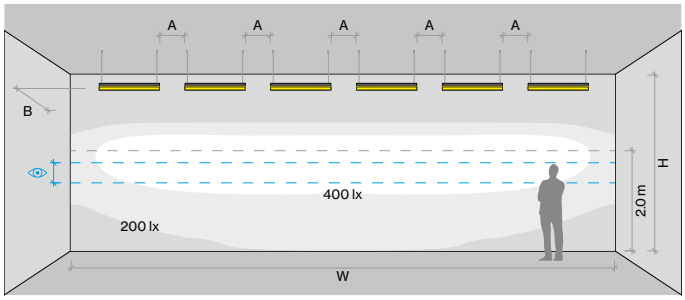

ROOM VALUES

Wall dimensions	H = 2.8 m | W = 10.8 m
Distance to wall	B = 1.3 m
Distance between Luminaires	0.5 m
Suspension height	2.8 m
Reflection factor	0.7 | 0.5 | 0.2
Maintenance factor	0.8

CALCULATION SURFACE

Surface dimensions	10.8 × 3.5 m
Surface height	0 – 3.5 m
Eye level	1.35 m – 1.75 m

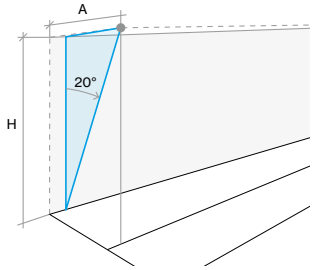

MOUNTING DISTANCE

H (mm)	A (mm)
2750	900
3000	1000
3500	1200

Inspiration

Realschule Kloster
Markt Indersdorf, Germany

PRODUCT
BASO 40 suspended

ARCHITECT
jhw Architekten BDA
Munich, Germany

LIGHTING DESIGN
Ingenieurbüro Knab GmbH
Munich, Germany







MINO 60
suspended

xal.com/mino



Quickinfo

GENERAL

suspended
IP 20

LED

Mid-power LED
up to 3562 lm/m
up to 115 lm/W
3000 K, 4000 K
CRI ≥ 80
Binning initial ≤ 3 MacAdam

ESTIMATED LED LIFETIME

L80 / 50 000 h

OPTICAL

direct illumination
PMMA cover opal
microprismatic (UGR < 19)

ELECTRICAL

non DIM, DIM DALI
transparent feeder cable

PHYSICAL

aluminium
powder-coated
halogen-free cable (internal wiring)

MINO 60 system
suspended
page 75



Description

DE Leuchtenkörper aus Aluminiumstrangpressprofil, kantige Ausführung; keine sichtbaren Schrauben; Oberfläche weiß, grau, dunkelgrau, schwarz, beige oder dunkelbraun pulverbeschichtet; Leuchtenprofil für Montage vorab lieferbar; restliche Leuchtenkomponenten werkzeuglos montierbar; Lichteinsatz bestehend aus hochreflektierend lackiertem Strangpressprofil für verbessertes Thermomanagement; Pendelleuchte mit 1500 mm Seilabhängung; werkzeuglose Höhenverstellung an der Leuchte; Befestigung an der Leuchte mittels Federclips; frei positionierbar; inkl. transparenter Einspeiseleitung; HPO (High Performance Opal) Abdeckung für homogene Ausleuchtung; mit erhöhter Transmission und Diffusion; mikroprismatische PMMA-Abdeckung inkl. Diffusorfolie zur Reduktion der Leuchtdichte bei homogener Ausleuchtung; bildschirmtaugliche Arbeitsplatzleuchte nach DIN EN 12464-1 (UGR < 19) bei Powerswitch-Einstellung "e"; energieeffiziente LEDs mit sehr guter Farbwiedergabe; Powerswitch (e, e², e²⁺) bei schaltbarer Ausführung, am Lichteinsatz einstellbar; Binning initial ≤ 3 MacAdam; lieferbar in den Lichtfarben 3000 K und 4000 K; CRI ≥ 80; min. 80 % des Lichtstromes nach 50 000 h Lebensdauer; Schutzart IP 20; SK I; wahlweise nicht dimmbar oder DALI-dimmbar

EN Luminaire housing from extruded aluminium profile, angular design; no visible screws; surface powder coated in white, grey, dark grey, black, beige or dark brown; luminaire profile for mounting available in advance; remaining luminaire components mounted without tools; lighting insert consisting of highly reflective coated extruded profile for improved thermal management; Suspended luminaire with 1500 mm cable suspension; height adjustment without tools on the luminaire; spring clip attachment to the luminaire; freely positionable; incl. transparent feed; HPO (High Performance Opal) cover for uniform illumination; with increased transmission and diffusion; micro prismatic PMMA diffuser incl. diffuser film for homogeneous illumination and reduced luminance; screen work capable luminaire as per DIN EN 12464-1 (UGR < 19) with powerswitch setting "e"; energy-efficient LEDs with very good colour rendering; powerswitch (e, e², e²⁺) with switchable versions, adjustable on the insert; binning initial ≤ 3 MacAdam; available in the light colours 3000 K and 4000 K; CRI ≥ 80; min. 80 % of the luminous flux after 50 000 hours; degree of protection IP 20; PC I; optionally non-dimmable or DALI dimmable

Features



microprismatic
(UGR < 19)



power switch



tunable white 3000–
6000 K on request

Standard configuration

COLOUR TEMPERATURE

3000 K	5

CONTROL

non DIM (switchable e/e²/e²⁺)	1
DIM DALI (only e²)	3

MATERIAL COLOUR

white	7

7

LIGHT OPTIC COVER

opal high performance	H

Extended configuration

COLOUR TEMPERATURE

4000 K	6

MATERIAL COLOUR

beige	K
grey	G
dark grey	D
dark brown	N
black	8

K G D N 8

+5 % surcharges

LIGHT OPTIC COVER

microprismatic	Z
microprismatic (UGR < 19)*	G

*UGR < 19 only with e LED

Options on request

COLOUR RENDERING INDEX

CRI ≥ 90

COLOUR TEMPERATURE

tunable white 3000–6000 K (2 DALI)

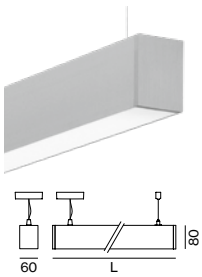

MINO 60 suspended

POWER SWITCH | UGR < 19 | DALI 1 ADDR. | 220-240 V | CB

SYS. POWER	COLOUR TEMP.	LUM. FLUX	L (mm)	ORDER CODE
13 W e	3000 K	1290 lm	880	0 4 6 - 4 2 P 3
	4000 K	1470 lm		
22 W e²	3000 K	2210 lm		
	4000 K	2350 lm		
31 W e²⁺	3000 K	2880 lm		
	4000 K	3060 lm		
17 W e	3000 K	1720 lm	1180	0 4 6 - 4 2 P 4
	4000 K	1950 lm		
29 W e²	3000 K	2950 lm		
	4000 K	3130 lm		
41 W e²⁺	3000 K	3830 lm		
	4000 K	4070 lm		
21 W e	3000 K	2150 lm	1480	0 4 6 - 4 2 P 5
	4000 K	2440 lm		
37 W e²	3000 K	3680 lm		
	4000 K	3910 lm		
52 W e²⁺	3000 K	4790 lm		
	4000 K	5090 lm		
34 W e	3000 K	3430 lm	2352	0 4 6 - 4 2 P 8
	4000 K	3910 lm		
59 W e²	3000 K	5890 lm		
	4000 K	6260 lm		
82 W e²⁺	3000 K	7670 lm		
	4000 K	8150 lm		

luminous flux opal high performance, -13 % by microprismatic Z cover,
-15 % by microprismatic G (UGR < 19) cover

LIGHT DISTRIBUTION

opal

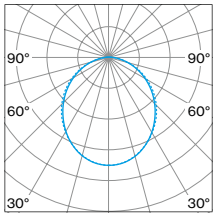

direct

microprismatic Z

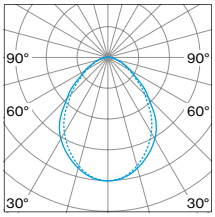

direct

microprismatic G (UGR < 19)

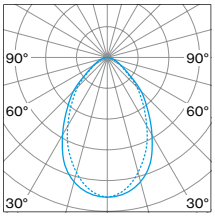

direct

Inspiration

Office Los Campos
Gijón, Spain

ARCHITECT
Ballina y Canal Arquitectos
Gijón, Spain

LIGHTING DESIGN
Lux Gijón
Gijón, Spain

PRODUCT
MINO 60 suspended




iMac

MINO 100
suspended

xal.com/mino

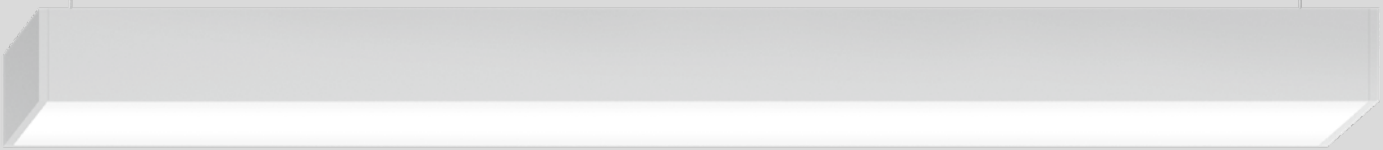

Quickinfo

GENERAL
suspended
IP 20

LED
Mid-power LED
up to 3990 lm/m
up to 129 lm/W
3000 K, 4000 K
CRI ≥ 80
Binning initial ≤ 3 MacAdam

ESTIMATED LED LIFETIME
L80 / 50 000 h

OPTICAL
direct illumination
PMMA cover opal
microprismatic (UGR < 19)

ELECTRICAL
non DIM, DIM DALI
transparent feeder cable

PHYSICAL
aluminium
powder-coated
halogen-free cable (internal wiring)

MINO 100
system
suspended
page 105



Description

DE Leuchtenkörper aus Aluminiumstrangpressprofil, kantige Ausführung; keine sichtbaren Schrauben; Oberfläche weiß, grau, dunkelgrau, schwarz, beige oder dunkelbraun pulverbeschichtet; Leuchtenprofil für Montage vorab lieferbar; restliche Leuchtenkomponenten werkzeuglos montierbar; Lichteinsatz bestehend aus hochreflektierend lackiertem Strangpressprofil für verbessertes Thermomanagement; Pendelleuchte mit 1500 mm Seilabhängung; werkzeuglose Höhenverstellung an der Leuchte; Befestigung an der Leuchte mittels Federclips; frei positionierbar; inkl. transparenter Einspeiseleitung; HPO (High Performance Opal) Abdeckung für homogene Ausleuchtung; mit erhöhter Transmission und Diffusion; mikroprismatische PMMA-Abdeckung inkl. Diffusorfolie zur Reduktion der Leuchtdichte bei homogener Ausleuchtung; bildschirmtaugliche Arbeitsplatzleuchte nach DIN EN 12464-1 (UGR < 19) bei Powerswitch-Einstellung "e" und "e²"; energieeffiziente LEDs mit sehr guter Farbwiedergabe; Powerswitch (e, e², e²⁺) bei schaltbarer Ausführung, am Lichteinsatz einstellbar; Binning initial ≤ 3 MacAdam; lieferbar in den Lichtfarben 3000 K und 4000 K; CRI ≥ 80; min. 80 % des Lichtstromes nach 50 000 h Lebensdauer; Schutzart IP 20; SK I; wahlweise nicht dimmbar oder DALI-dimmbar

EN Luminaire housing from extruded aluminium profile, angular design; no visible screws; surface powder coated in white, grey, dark grey, black, beige or dark brown; luminaire profile for mounting available in advance; remaining luminaire components mounted without tools; lighting insert consisting of highly reflective coated extruded profile for improved thermal management; Suspended luminaire with 1500 mm cable suspension; height adjustment without tools on the luminaire; spring clip attachment to the luminaire; freely positionable; incl. transparent feed; HPO (High Performance Opal) cover for uniform illumination; with increased transmission and diffusion; micro prismatic PMMA diffuser incl. diffuser film for homogeneous illumination and reduced luminance; screen work capable luminaire as per DIN EN 12464-1 (UGR < 19) with powerswitch setting "e" and "e²"; energy-efficient LEDs with very good colour rendering; powerswitch (e, e², e²⁺) with switchable versions, adjustable on the insert; binning initial ≤ 3 MacAdam; available in the light colours 3000 K and 4000 K; CRI ≥ 80; min. 80 % of the luminous flux after 50 000 hours; degree of protection IP 20; PC I; optionally non-dimmable or DALI dimmable

Features



microprismatic
(UGR < 19)



power switch



tunable white 3000–
6000 K on request

Standard configuration

COLOUR TEMPERATURE

3000 K	5

CONTROL

non DIM (switchable e/e²/e²⁺)	1
DIM DALI (only e²)	3

MATERIAL COLOUR

white	7

7

LIGHT OPTIC COVER

microprismatic	Z
microprismatic (UGR < 19)*	G

*UGR < 19 only with e / e² LED

Extended configuration

COLOUR TEMPERATURE

4000 K	6

MATERIAL COLOUR

beige	K
grey	G
dark grey	D
dark brown	N
black	8

K G D N 8

+5 % surcharges

LIGHT OPTIC COVER

opal high performance	H

Options on request

COLOUR RENDERING INDEX

CRI ≥ 90

COLOUR TEMPERATURE

tunable white 3000–6000 K (2 DALI)



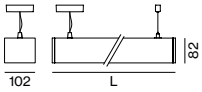

MINO 100 suspended

POWER SWITCH | UGR < 19 | DALI 1 ADDR. | 220-240 V | CB

SYS. POWER	COLOUR TEMP.	LUM. FLUX	L (mm)	ORDER CODE
13 W e	3000 K	1540 lm	896	0 5 6 - 4 2 P 3
	4000 K	1640 lm		
22 W e²	3000 K	2470 lm		
	4000 K	2630 lm		
31 W e²⁺	3000 K	3220 lm		
	4000 K	3420 lm		
17 W e	3000 K	2060 lm	1196	0 5 6 - 4 2 P 4
	4000 K	2190 lm		
29 W e²	3000 K	3300 lm		
	4000 K	3510 lm		
41 W e²⁺	3000 K	4300 lm		
	4000 K	4560 lm		
21 W e	3000 K	2570 lm	1496	0 5 6 - 4 2 P 5
	4000 K	2730 lm		
37 W e²	3000 K	4120 lm		
	4000 K	4380 lm		
52 W e²⁺	3000 K	5370 lm		
	4000 K	5700 lm		
34 W e	3000 K	4120 lm	2368	0 5 6 - 4 2 P 8
	4000 K	4380 lm		
59 W e²	3000 K	6600 lm		
	4000 K	7010 lm		
82 W e²⁺	3000 K	8590 lm		
	4000 K	9130 lm		

luminous flux opal high performance, -8 % by microprismatic Z cover,
-10 % by microprismatic G (UGR < 19) cover

LIGHT DISTRIBUTION

opal

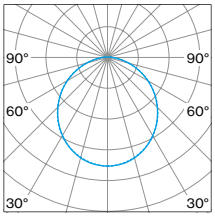

direct

microprismatic Z

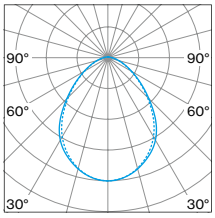

direct

microprismatic G (UGR < 19)

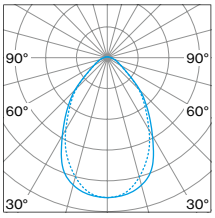

direct

Inspiration

Medienbrücke
Munich, Germany

ARCHITECT
steidle architekten
Munich, Germany

PRODUCT
MINO 100 suspended





LENO
surface

xal.com/leno

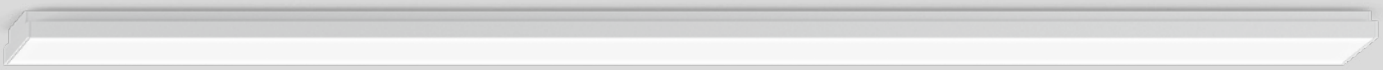

GOOD DESIGN

Quickinfo

GENERAL

surface mounted
↧ IP 40 / ↥ IP 20
quick installation

LED

Mid-power LED
up to 2007 lm/m
up to 126 lm/W
3000 K, 4000 K
CRI ≥ 80
Binning initial ≤ 3 MacAdam

ESTIMATED LED LIFETIME

L80 / 50 000 h

OPTICAL

direct light 100 %
HPO PMMA cover opal
microprismatic (UGR < 19)

ELECTRICAL

DIM DALI

PHYSICAL

aluminium
powder-coated
halogen-free cable

LENO
surface system
page 139



Description

DE Extrem flache Anbauleuchte mit 28 mm Gesamthöhe; geeignet für die Wand- oder Deckenmontage; Oberfläche weiß, grau oder schwarz pulverbeschichtet; absturzgesicherter Lichteinsatz aus stranggepresstem Aluminiumprofil werkzeuglos mittels Magnethalter in Kanal einsetzbar; seitlich eingekoppeltes Licht durch LGP-Body (Light-Guiding-Prism) und hocheffizientem Reflektor nach unten gelenkt; homogen ausgeleuchtete, satinierte oder mikroprismatische Abdeckung aus PMMA; bildschirmtaugliche Arbeitsplatzleuchte nach DIN EN 12464-1 (UGR < 19); energieeffiziente LEDs mit sehr guter Farbwiedergabe; Binning initial ≤ 3 MacAdam; lieferbar in den Lichtfarben 3000 K und 4000 K; CRI ≥ 80; min. 80 % des Lichtstromes nach 50 000 h Lebensdauer Schutzart IP 40 unten (oben IP 20); SK I; DALI-dimmbar

EN Low profile surface mounted luminaire, 28 mm total height; suitable for wall or ceiling mounting; surface powder coated in white, grey or black; fall-safe light insert made of extruded aluminium profile, can be inserted in the canal without tools by magnetic holders; side coupled light, directed downwards by LGP body (Light Guiding Prism) and highly efficient reflector; homogeneously illuminated, satinised or microprismatic PMMA cover; workplace light suitable for VDUs according to DIN EN 12464-1 (UGR < 19); energy-efficient LEDs with very good colour rendering; binning initial ≤ 3 MacAdam; available in the light colours 3000 K and 4000 K; CRI ≥ 80; min. 80 % of the luminous flux after 50 000 hours; degree of protection from below IP 40 (from above IP 20); PC I; DALI dimmable

Features



flat design (28 mm)



microprismatic (UGR < 19)



quick installation

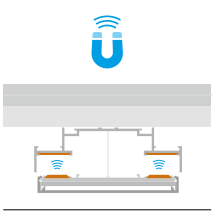

magnetic holders for tool-free mounting

Standard configuration

COLOUR TEMPERATURE
3000 K 5

CONTROL
DIM DALI

MATERIAL COLOUR
white 7

7

LIGHT OPTIC COVER
opal high performance H

Extended configuration

COLOUR TEMPERATURE
4000 K 6

MATERIAL COLOUR
grey G
black 8

G 8

+5 % surcharges

LIGHT OPTIC COVER
microprismatic (UGR < 19) G

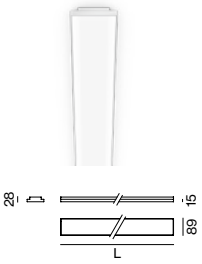

LENO surface, opal high performance

INSET + CHANNEL SURFACE

DALI 1 ADDR. | 220-240 V | IP20 / IP40 | pending | CB pending

SYS. POWER	COLOUR TEMP.	LUM. FLUX	L (mm)	ORDER CODE
11 W	3000 K	1150 lm	618	0 5 1 - 9 1 1 2 3 H
	4000 K	1220 lm		
19 W	3000 K	2300 lm	1226	0 5 1 - 9 1 1 4 3 H
	4000 K	2450 lm		
29 W	3000 K	3450 lm	1835	0 5 1 - 9 1 1 6 3 H
	4000 K	3670 lm		
39 W	3000 K	4600 lm	2443	0 5 1 - 9 1 1 8 3 H
	4000 K	4890 lm		

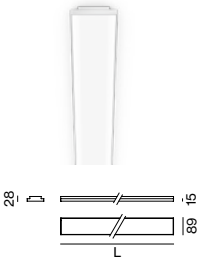

LENO surface, microprismatic

INSET + CHANNEL SURFACE

UGR < 19 | DALI 1 ADDR. | 220-240 V | IP20 / IP40 | pending | CB pending

SYS. POWER	COLOUR TEMP.	LUM. FLUX	L (mm)	ORDER CODE
11 W	3000 K	1090 lm	618	0 5 1 - 9 1 1 2 3 G
	4000 K	1160 lm		
19 W	3000 K	2180 lm	1226	0 5 1 - 9 1 1 4 3 G
	4000 K	2310 lm		
29 W	3000 K	3260 lm	1835	0 5 1 - 9 1 1 6 3 G
	4000 K	3470 lm		
39 W	3000 K	4350 lm	2443	0 5 1 - 9 1 1 8 3 G
	4000 K	4620 lm		

LIGHT DISTRIBUTION

opal

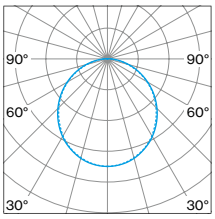

direct

microprismatic

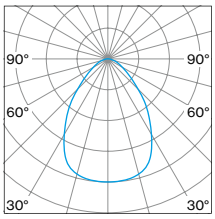

direct

Technical data

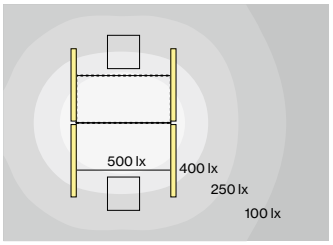



LENO surface, microprismatic, 19 W, 4000 K

ROOM VALUES

Room dimensions	5.4 × 4 × 2.8 m
Reflection factor	0.7 | 0.5 | 0.2
Maintenance factor	0.8

CALCULATION SURFACE

Surface dimensions	1.6 × 0.8
Surface height	0.75
Average illuminance (E_m)	> 500 lx
Uniformity (U_0)	> 0.6

GLARE EVALUATION

Table Classification X=4H | Y=8H | S=0.25H	
UGR transversal	< 19
UGR axial	< 19
65° < 3000 cd/m²	

Inspiration

Private Residence
Hausmannstätten, Austria

PRODUCT
LENO surface

ARCHITECT
DI Thomas Schwed
Vienna, Austria







LENO
suspended

xal.com/leno



GOOD DESIGN

Quickinfo

GENERAL

suspended
IP 20
quick installation

LED

Mid-power LED
up to 2007 lm/m
up to 126 lm/W
3000 K, 4000 K
CRI ≥ 80
Binning initial ≤ 3 MacAdam

ESTIMATED LED LIFETIME

L80 / 50 000 h

OPTICAL

direct light 100 %
HPO PMMA cover opal
microprismatic (UGR < 19)

ELECTRICAL

DIM DALI

PHYSICAL

aluminium
powder-coated
halogen-free cable (internal wiring)

LENO
suspended
system
page 141



Description

DE Extrem flache Pendelleuchte mit 28 mm Gesamthöhe; Leuchte mit 1500 mm Seilabhängung; werkzeuglose Höhenverstellung an der Leuchte; inkl. transparenter Einspeiseleitung; Oberfläche weiß, grau oder schwarz pulverbeschichtet; absturzgesicherter Lichteinsatz aus stranggepresstem Aluminiumprofil werkzeuglos mittels Magnethalter in Kanal einsetzbar; seitlich eingekoppeltes Licht durch LGP-Body (Light-Guiding-Prism) und hocheffizientem Reflektor nach unten gelenkt; homogen ausgeleuchtete, satinierte oder mikroprismatische Abdeckung aus PMMA; bildschirmtaugliche Arbeitsplatzleuchte nach DIN EN 12464-1 (UGR < 19); energieeffiziente LEDs mit sehr guter Farbwiedergabe; Binning initial ≤ 3 MacAdam; lieferbar in den Lichtfarben 3000 K und 4000 K; CRI ≥ 80; min. 80 % des Lichtstromes nach 50 000 h Lebensdauer Schutzart IP 20; SK I; DALI-dimmbar

EN Low profile suspended luminaire, 28 mm total height; luminaire with 1500 mm cable suspension; height adjustment without tools on the luminaire; incl. transparent feed; surface powder coated in white, grey or black; fall-safe light insert made of extruded aluminium profile, can be inserted in the canal without tools by magnetic holders; side coupled light, directed downwards by LGP body (Light Guiding Prism) and highly efficient reflector; homogeneously illuminated, satinised or microprismatic PMMA cover; workplace light suitable for VDUs according to DIN EN 12464-1 (UGR < 19); energy-efficient LEDs with very good colour rendering; binning initial ≤ 3 MacAdam; available in the light colours 3000 K and 4000 K; CRI ≥ 80; min. 80 % of the luminous flux after 50 000 hours; degree of protection IP 20; PC I; DALI dimmable

Features



flat design (28 mm)



microprismatic
(UGR < 19)

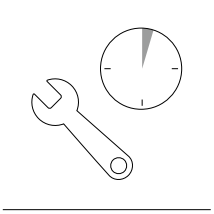

quick installation

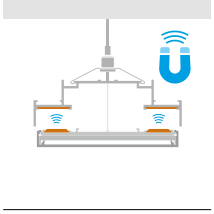

magnetic holders for
tool-free mounting

Standard configuration

COLOUR TEMPERATURE
3000 K — 5

CONTROL
DIM DALI

MATERIAL COLOUR
white — 7

7

LIGHT OPTIC COVER
opal high performance — H

Extended configuration

COLOUR TEMPERATURE
4000 K — 6

MATERIAL COLOUR
grey — G
black — 8

G | 8

+5 % surcharges

LIGHT OPTIC COVER
microprismatic (UGR < 19) — G

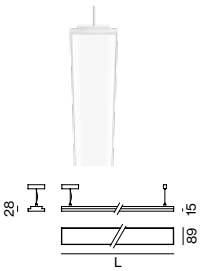

LENO suspended, opal high performance

INSET + CHANNEL SUSPENDED

DALI 1ADDR. | 220-240V | pending | CB pending

SYS. POWER	COLOUR TEMP.	LUM. FLUX	L (mm)	ORDER CODE
11 W	3000 K	1150 lm	618	0 5 1 - 9 2 1 2 :: 3 ◪ H
	4000 K	1220 lm		
19 W	3000 K	2300 lm	1226	0 5 1 - 9 2 1 4 :: 3 ◪ H
	4000 K	2450 lm		
29 W	3000 K	3450 lm	1835	0 5 1 - 9 2 1 6 :: 3 ◪ H
	4000 K	3670 lm		
39 W	3000 K	4600 lm	2443	0 5 1 - 9 2 1 8 :: 3 ◪ H
	4000 K	4890 lm		

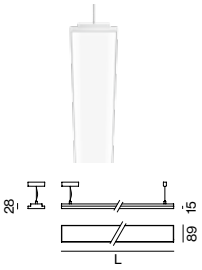

LENO suspended, microprismatic

INSET + CHANNEL SUSPENDED

UGR < 19 | DALI 1ADDR. | 220-240V | pending | CB pending

SYS. POWER	COLOUR TEMP.	LUM. FLUX	L (mm)	ORDER CODE
11 W	3000 K	1090 lm	618	0 5 1 - 9 2 1 2 :: 3 ◪ G
	4000 K	1160 lm		
19 W	3000 K	2180 lm	1226	0 5 1 - 9 2 1 4 :: 3 ◪ G
	4000 K	2310 lm		
29 W	3000 K	3260 lm	1835	0 5 1 - 9 2 1 6 :: 3 ◪ G
	4000 K	3470 lm		
39 W	3000 K	4350 lm	2443	0 5 1 - 9 2 1 8 :: 3 ◪ G
	4000 K	4620 lm		

LIGHT DISTRIBUTION

opal

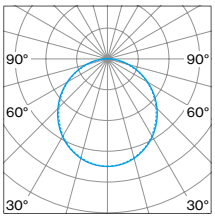

direct

microprismatic

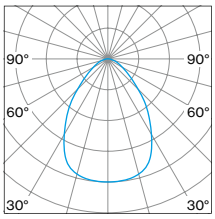

direct

Technical data

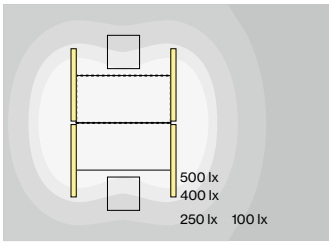



LENO suspended, microprismatic, 19 W, 4000 K

ROOM VALUES

Room dimensions	5.4 × 4 × 2.8 m
Reflection factor	0.7 | 0.5 | 0.2
Maintenance factor	0.8
Mounting height	2.25 m

CALCULATION SURFACE

Surface dimensions	1.6 × 0.8
Surface height	0.75
Average illuminance (E_m)	> 500 lx
Uniformity (U_0)	> 0.6

GLARE EVALUATION

Table Classification X=4H | Y=8H | S=0.25H

UGR transversal	< 19
UGR axial	< 19
65° < 3000 cd/m²	

Inspiration

Office EY
Vienna, Austria

ARCHITECT
Andreas Burghardt
Vienna, Austria

LIGHTING DESIGN
Andreas Burghardt
Vienna, Austria

PRODUCT
LENO suspended




29.06

LITO 40
suspended

xal.com/lito



Quickinfo

GENERAL

suspended
IP 20

LED

Mid-power LED
up to 5540 lm/m
up to 111 lm/W
3000 K, 4000 K
CRI ≥ 80
Binning initial ≤ 3 MacAdam

ESTIMATED LED LIFETIME

L80 / 50 000 h

OPTICAL

direct / indirect illumination
reflector (UGR < 19)

ELECTRICAL

non DIM, DIM DALI
daylight & movement sensor
transparent feeder cable

PHYSICAL

aluminium
powder-coated
halogen-free cable (internal wiring)

Description

DE Leuchtenkörper aus Aluminiumstrangpressprofil, kantige Ausführung; keine sichtbaren Schrauben; Oberfläche weiß, grau oder schwarz pulverbeschichtet; Pendelleuchte mit 1500 mm Seilabhängung; werkzeuglose Höhenverstellung an der Leuchte; Befestigung an der Leuchte mittels Federclips; frei positionierbar; inkl. transparenter Einspeiseleitung; Lichteinsatz aus Strangpressprofil für verbessertes Thermomanagement; hochwertiger, aluminiumbedampfter Reflektor mit Facettenoptik; bildschirmtaugliche Arbeitsplatzleuchte nach DIN EN 12464-1 (UGR < 19); direkt / indirekte Abstrahlcharakteristik; Indirektlichtanteil mit eigenen Platinen und hochwertiger Linsenoptik für maximale, homogene Deckenaufhellung; energieeffiziente LEDs mit sehr guter Farbwiedergabe; Binning initial ≤ 3 MacAdam; lieferbar in den Lichtfarben 3000 K und 4000 K; CRI ≥ 80; min. 80 % des Lichtstromes nach 50 000 h Lebensdauer Schutzart IP 20; SK I; wahlweise nicht dimmbar oder DALI-dimmbar; optional mit integriertem Infrarot Anwesenheits- und Helligkeitssensor

EN Luminaire housing from extruded aluminium profile, angular design; no visible screws; surface powder coated in white, grey or black; Suspended luminaire with 1500 mm cable suspension; with integrated tool-less suspension height adjustment; spring clip attachment to the luminaire; freely positionable; incl. transparent feed; light insert made from extruded profile for improved thermal management; high-quality, aluminium, vapour deposition coated reflector with faceted lens design; workplace light suitable for VDUs according to DIN EN 12464-1 (UGR < 19); direct / indirect light distribution; Indirect light component with integrated PC boards and high-quality lens system for maximum, homogeneous ceiling illumination; energy-efficient LEDs with very good colour rendering; binning initial ≤ 3 MacAdam; available in the light colours 3000 K and 4000 K; CRI ≥ 80; min. 80 % of the luminous flux after 50 000 hours; degree of protection IP 20; PC I; optionally non-dimmable or DALI dimmable; optionally with integrated infrared presence and brightness sensor

Features



direct / indirect light distribution



reflector (UGR < 19)

Standard configuration

COLOUR TEMPERATURE

4000 K	6

CONTROL

non DIM	1
DIM DALI	3

MATERIAL COLOUR

white	7

7

LIGHT OPTIC COVER

reflector (UGR < 19)

Extended configuration

COLOUR TEMPERATURE

3000 K	5

CONTROL

daylight & movement sensor	7

MATERIAL COLOUR

grey	G
black	8

G 8

+5 % surcharges



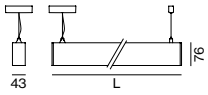

LITO 40 suspended

DIRECT / INDIRECT

UGR < 19 | DALI 1 ADDR. | 220-240V

SYS. POWER	COLOUR TEMP.	LUM. FLUX	L (mm)	ORDER CODE
60 W	3000 K	↧3920 / ↥2320 lm	1210	0 4 5 - 2 2 2 4 R
	4000 K	↧4160 / ↥2470 lm		
88 W	3000 K	↧5880 / ↥3330 lm	1810	0 4 5 - 2 2 2 6 R
	4000 K	↧6240 / ↥3530 lm		
114 W	3000 K	↧7830 / ↥4010 lm	2410	0 4 5 - 2 2 2 8 R
	4000 K	↧8320 / ↥4260 lm		

Technical data

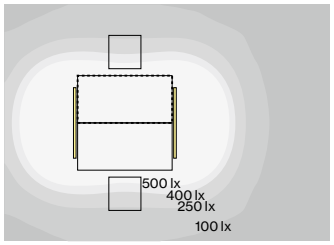



LITO 40 suspended, 60 W, 4000 K
direct / indirect

ROOM VALUES

Room dimensions	5.4 × 4 × 2.8 m
Reflection factor	0.7 | 0.5 | 0.2
Maintenance factor	0.8
Mounting height	2.25 m

CALCULATION SURFACE

Surface dimensions	1.6 × 0.8
Surface height	0.75
Average illuminance (E_m)	> 500 lx
Uniformity (U_0)	> 0.6

GLARE EVALUATION

Table Classification X=4H | Y=8H | S=0.25H

UGR transversal	< 19
UGR axial	< 19
65° < 3000 cd/m²	

LIGHT DISTRIBUTION

reflector

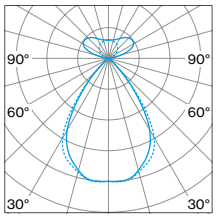

direct / indirect

LITO 60
suspended

xal.com/lito



Quickinfo

GENERAL

suspended
IP 20

LED

Mid-power LED
up to 3920 lm/m
up to 109 lm/W
3000 K, 4000 K
CRI ≥ 80
Binning initial ≤ 3 MacAdam

ESTIMATED LED LIFETIME

L80 / 50 000 h

OPTICAL

direct / indirect illumination
microprismatic (UGR < 19)

ELECTRICAL

non DIM, DIM DALI
daylight & movement sensor
transparent feeder cable

PHYSICAL

aluminium
powder-coated
halogen-free cable (internal wiring)

Description

DE Leuchtenkörper aus Aluminiumstrangpressprofil, kantige Ausführung; keine sichtbaren Schrauben; Oberfläche weiß, grau oder schwarz pulverbeschichtet; Pendelleuchte mit 1500 mm Seilabhängung; werkzeuglose Höhenverstellung an der Leuchte; Befestigung an der Leuchte mittels Federclips; frei positionierbar; inkl. transparenter Einspeiseleitung; Lichteinsatz aus Strangpressprofil für verbessertes Thermomanagement; mikroprismatische PMMA-Abdeckung inkl. Diffusorfolie zur Reduktion der Leuchtdichte bei homogener Ausleuchtung; bildschirmtaugliche Arbeitsplatzleuchte nach DIN EN 12464-1 (UGR < 19); direkt / indirekte Abstrahlcharakteristik; Indirektlichtanteil mit eigenen Platinen für maximale, homogene Deckenaufhellung; energieeffiziente LEDs mit sehr guter Farbwiedergabe; Binning initial ≤ 3 MacAdam; lieferbar in den Lichtfarben 3000 K und 4000 K; CRI ≥ 80; min. 80 % des Lichtstromes nach 50 000 h Lebensdauer Schutzart IP 20; SK I; wahlweise nicht dimmbar oder DALI-dimmbar; optional mit integriertem Infrarot Anwesenheits- und Helligkeitssensor

EN Luminaire housing from extruded aluminium profile, angular design; no visible screws; surface powder coated in white, grey or black; Suspended luminaire with 1500 mm cable suspension; with integrated tool-less suspension height adjustment; spring clip attachment to the luminaire; freely positionable; incl. transparent feed; light insert made from extruded profile for improved thermal management; micro prismatic PMMA diffuser incl. diffuser film for homogeneous illumination and reduced luminance; workplace light suitable for VDUs according to DIN EN 12464-1 (UGR < 19); direct / indirect light distribution; Indirect light component with integrated PC boards for maximum, homogeneous ceiling illumination; energy-efficient LEDs with very good colour rendering; binning initial ≤ 3 MacAdam; available in the light colours 3000 K and 4000 K; CRI ≥ 80; min. 80 % of the luminous flux after 50 000 hours; degree of protection IP 20; PC I; optionally non-dimmable or DALI dimmable; optionally with integrated infrared presence and brightness sensor

Features



direct/indirect light distribution



microprismatic (UGR < 19)

Standard configuration

COLOUR TEMPERATURE

3000 K	5

CONTROL

non DIM	1
DIM DALI	3

MATERIAL COLOUR

white	7

7

LIGHT OPTIC COVER

microprismatic (UGR < 19)

Extended configuration

COLOUR TEMPERATURE

4000 K	6

CONTROL

daylight & movement sensor	7

MATERIAL COLOUR

grey	G
black	8

G 8

+5 % surcharges

Options on request

CONTROL

dynamic daylight control

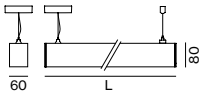

LITO 60 suspended

DIRECT / INDIRECT

UGR < 19 | DALI 1 ADDR. | 220-240V

SYS. POWER	COLOUR TEMP.	LUM. FLUX	L (mm)	ORDER CODE
42 W	3000 K	↧2520 / ↥1800 lm	1180	0 4 6 - 5 2 2 4 Z
	4000 K	↧2680 / ↥1910 lm		
52 W	3000 K	↧3150 / ↥2250 lm	1480	0 4 6 - 5 2 2 5 Z
	4000 K	↧3350 / ↥2390 lm		
84 W	3000 K	↧5040 / ↥3590 lm	2352	0 4 6 - 5 2 2 8 Z
	4000 K	↧5350 / ↥3820 lm		

LIGHT DISTRIBUTION

microprismatic

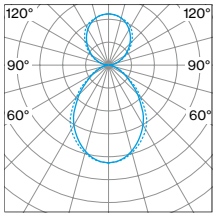

direct / indirect

Technical data

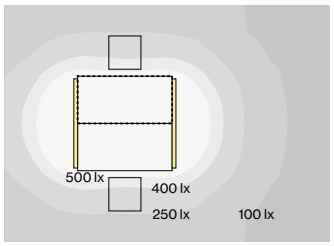



LITO 60 suspended, 52 W, 4000 K
direct / indirect

ROOM VALUES

Room dimensions	5.4 × 4 × 2.8 m
Reflection factor	0.7 | 0.5 | 0.2
Maintenance factor	0.8
Mounting height	2.25 m

CALCULATION SURFACE

Surface dimensions	1.6 × 0.8
Surface height	0.75
Average illuminance (E_m)	> 500 lx
Uniformity (U_0)	> 0.6

GLARE EVALUATION

Table Classification X=4H | Y=8H | S=0.25H

UGR transversal	< 19
UGR axial	< 19

65° < 3000 cd/m²

Inspiration

Office
Brussels, Belgium

ARCHITECT
Conix Architects
Antwerpen, Belgium

PRODUCT
LITO 60 suspended







TUBO 100
surface

xal.com/tubo

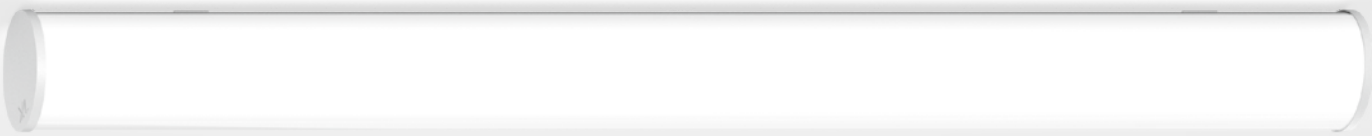

Quickinfo

GENERAL

surface mounted
IP 20

LED

Mid-power LED
up to 4135 lm/m
up to 129 lm/W
3000 K, 4000 K
CRI ≥ 80
Binning initial ≤ 3 MacAdam

ESTIMATED LED LIFETIME

L80 / 50 000 h

OPTICAL

omni illumination
uniform illumination
PMMA cover opal

ELECTRICAL

non DIM, DIM DALI

PHYSICAL

aluminium
powder-coated
halogen-free cable

TUBO 100
system
page 161



Description

DE Tragprofil aus Aluminiumstrangpressprofil; Enddeckel aus Aluminium, keine sichtbaren Schrauben; Oberfläche weiß pulverbeschichtet; geeignet für Wand- oder Deckenmontage; Leuchtenprofil für Montage vorab lieferbar; restliche Leuchtenkomponenten werkzeuglos montierbar; Lichteinsatz bestehend aus hochreflektierend lackiertem Strangpressprofil für verbessertes Thermomanagement; zylindrische Abdeckung aus satiniertem PMMA für homogene Ausleuchtung; mit 340° Lichtabstrahlung und leichter Deckenaufhellung; energieeffiziente LEDs mit sehr guter Farbwiedergabe; Binning initial ≤ 3 MacAdam; lieferbar in den Lichtfarben 3000 K und 4000 K; CRI ≥ 80; min. 80 % des Lichtstromes nach 50 000 h Lebensdauer Schutzart IP 20; SK I; optional DALI-dimmbar

EN Supporting profile in extruded aluminium; end cap in aluminium, no visible screws; surface white powder coated; suitable for wall or ceiling mounting; luminaire profile for mounting available in advance; remaining luminaire components mounted without tools; lighting insert consisting of highly reflective coated extruded profile for improved thermal management; cylindrical cover made of satinised PMMA for homogeneous illumination; with 340° light emission and light ceiling illumination; energy-efficient LEDs with very good colour rendering; binning initial ≤ 3 MacAdam; available in the light colours 3000 K and 4000 K; CRI ≥ 80; min. 80 % of the luminous flux after 50 000 hours; degree of protection IP 20; PC I; optional DALI dimmable

Features



detail end caps

Standard configuration

COLOUR TEMPERATURE
3000 K 5

CONTROL
non DIM 1

MATERIAL COLOUR
white

LIGHT OPTIC COVER
opal

Extended configuration

COLOUR TEMPERATURE
4000 K 6

CONTROL
DIM DALI 3

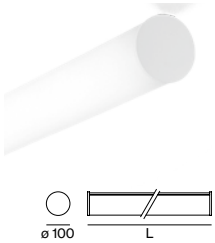

TUBO 100 surface

SYS. POWER	COLOUR TEMP.	LUM. FLUX	L (mm)	ORDER CODE
28 W	3000 K	3390 lm	877	0 5 8 - 1 1 3 3 : 7 O
	4000 K	3600 lm		
37 W	3000 K	4520 lm	1177	0 5 8 - 1 1 3 4 : 7 O
	4000 K	4800 lm		
47 W	3000 K	5650 lm	1477	0 5 8 - 1 1 3 5 : 7 O
	4000 K	6000 lm		
75 W	3000 K	9040 lm	2347	0 5 8 - 1 1 3 8 : 7 O
	4000 K	9600 lm		

LIGHT DISTRIBUTION
opal

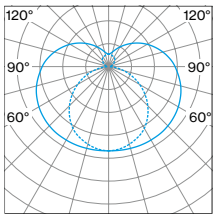

direct

Inspiration

Gartenhof School
Allschwil, Switzerland

ARCHITECT
BUR Architekten AG
Zurich, Switzerland

LIGHTING DESIGN
d-lite lichtdesign
Zurich, Switzerland

PRODUCT
TUBO 100 surface





TUBO 100
suspended

xal.com/tubo



Quickinfo

GENERAL
suspended
IP 20

LED
Mid-power LED
up to 4135 lm/m
up to 129 lm/W
3000 K, 4000 K
CRI ≥ 80
Binning initial ≤ 3 MacAdam

ESTIMATED LED LIFETIME
L80 / 50 000 h

OPTICAL
omni illumination
uniform illumination
PMMA cover opal

ELECTRICAL
non DIM, DIM DALI
transparent feeder cable

PHYSICAL
aluminium
powder-coated
halogen-free cable (internal wiring)

TUBO 100
system
page 161



Description

DE Tragprofil aus Aluminiumstrangpressprofil; Enddeckel aus Aluminium, keine sichtbaren Schrauben; Oberfläche weiß pulverbeschichtet; Pendelleuchte mit 1500 mm Seilabhängung; werkzeuglose Höhenverstellung an der Leuchte; Befestigung an der Leuchte mittels Federclips; frei positionierbar; inkl. transparenter Einspeiseleitung; Leuchtenprofil für Montage vorab lieferbar; restliche Leuchtenkomponenten werkzeuglos montierbar; Lichteinsatz bestehend aus hochreflektierend lackiertem Strangpressprofil für verbessertes Thermomanagement; zylindrische Abdeckung aus satiniertem PMMA für homogene Ausleuchtung; mit 340° Lichtabstrahlung und leichter Deckenaufhellung; energieeffiziente LEDs mit sehr guter Farbwiedergabe; Binning initial ≤ 3 MacAdam; lieferbar in den Lichtfarben 3000 K und 4000 K; CRI ≥ 80; min. 80 % des Lichtstromes nach 50 000 h Lebensdauer Schutzart IP 20; SK I; optional DALI-dimmbar

EN Supporting profile in extruded aluminium; end cap in aluminium, no visible screws; surface white powder coated; Suspended luminaire with 1500 mm cable suspension; height adjustment without tools on the luminaire; spring clip attachment to the luminaire; freely positionable; incl. transparent feed; luminaire profile for mounting available in advance; remaining luminaire components mounted without tools; lighting insert consisting of highly reflective coated extruded profile for improved thermal management; cylindrical cover made of satinised PMMA for homogeneous illumination; with 340° light emission and light ceiling illumination; energy-efficient LEDs with very good colour rendering; binning initial ≤ 3 MacAdam; available in the light colours 3000 K and 4000 K; CRI ≥ 80; min. 80 % of the luminous flux after 50 000 hours; degree of protection IP 20; PC I; optional DALI dimmable

Features



detail end caps

Standard configuration

COLOUR TEMPERATURE
3000 K 5

CONTROL
non DIM 1

MATERIAL COLOUR
white

LIGHT OPTIC COVER
opal

Extended configuration

COLOUR TEMPERATURE
4000 K 6

CONTROL
DIM DALI 3

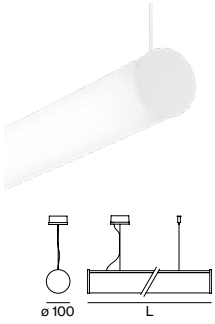

TUBO 100 suspended

SYS. POWER	COLOUR TEMP.	LUM. FLUX	L (mm)	ORDER CODE
28 W	3000 K	3390 lm	877	0 5 8 - 1 2 3 3 7 O
	4000 K	3600 lm		
37 W	3000 K	4520 lm	1177	0 5 8 - 1 2 3 4 7 O
	4000 K	4800 lm		
47 W	3000 K	5650 lm	1477	0 5 8 - 1 2 3 5 7 O
	4000 K	6000 lm		
75 W	3000 K	9040 lm	2347	0 5 8 - 1 2 3 8 7 O
	4000 K	9600 lm		

LIGHT DISTRIBUTION
opal

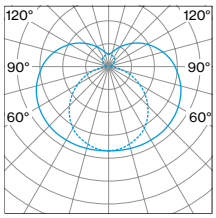

direct

Inspiration

DR Byen
Kopenhagen, Denmark

ARCHITECT
Vilhelm Lauritzen Arkitekter
Kopenhagen, Denmark

LIGHTING DESIGN
Willerup&Heinsvig
Kopenhagen, Denmark

PRODUCT
TUBO 100 suspended







TASK S
suspended

xal.com/task



Quickinfo

GENERAL

suspended
IP 20

LED

Mid-power LED
up to 126 lm/W
3000 K, 4000 K
CRI ≥ 80
Binning initial ≤ 3 MacAdam

ESTIMATED LED LIFETIME

L80 / 50 000 h

OPTICAL

direct / indirect illumination
microprismatic (UGR < 19)

ELECTRICAL

non DIM, DIM DALI / CLO
transparent feeder cable

PHYSICAL

aluminium
powder-coated
halogen-free cable (internal wiring)

TASK system
suspended
page 119



Description

DE Rechteckiger Leuchtenkörper aus Aluminium mit abgerundeten Kanten; extrem flache Bauform (nur 15 mm); Oberfläche weiß pulverbeschichtet; Pendelleuchte mit 1500 mm Seilabhängung; werkzeuglose Höhenverstellung an der Leuchte; inkl. transparenter Einspeiseleitung; direkt/indirekte Lichtverteilung durch LGP-Body (Light-Guiding-Prism); seitlich eingekoppeltes Licht durch Lasergravur nach oben und unten gelenkt; Lichtlenkung mittels hochreflektierenden Reflektormaterials; optional: Indirektlichtanteil mit eigenen Platinen für erhöhten Lichtstrom und maximale Deckenaufhellung; mikroprismatische PMMA-Abdeckung; absolut homogene Ausleuchtung; bildschirmtaugliche Arbeitsplatzleuchte nach DIN EN 12464-1 (UGR < 19); energieeffiziente LEDs mit sehr guter Farbwiedergabe; Binning initial ≤ 3 MacAdam; lieferbar in den Lichtfarben 3000 K und 4000 K; CRI ≥ 80; min. 80 % des Lichtstromes nach 50 000 h Lebensdauer Baldachin mit 2 Kabelöffnungen und Steckklemme für Durchgangsverdrahtung; Schutzart IP 20; SK I; DALI-dimmbar mit CLO-Funktion; optional nicht dimmbar

EN Rectangular housing made of aluminium with rounded edges; ultra low-profile design (only 15 mm); surface white powder coated; Suspended luminaire with 1500 mm cable suspension; with integrated tool-less suspension height adjustment; incl. transparent feed; direct/indirect light distribution by LGP body (Light Guiding Prism); side coupled light, directed up and down by laser engraving; light control via highly reflective reflector material; optional: indirect component with special PCBs for increased luminous flux and maximum ceiling illumination; microprismatic PMMA cover; completely homogeneous illumination; workplace light suitable for VDUs according to DIN EN 12464-1 (UGR < 19); energy-efficient LEDs with very good colour rendering; binning initial ≤ 3 MacAdam; available in the light colours 3000 K and 4000 K; CRI ≥ 80; min. 80 % of the luminous flux after 50 000 hours; canopy with 2 cable openings and plug-in terminal for through wiring; degree of protection IP 20; PC I; DALI dimmable with CLO function; optional non-dimmable

Features



flat design (15 mm)



microprismatic
(UGR < 19)

Standard configuration

COLOUR TEMPERATURE
4000 K 6

CONTROL
DIM DALI / CLO 3

MATERIAL COLOUR
white

LIGHT OPTIC COVER
microprismatic (UGR < 19)

Extended configuration

COLOUR TEMPERATURE
3000 K 5

CONTROL
non DIM 1

Options on request

COLOUR RENDERING INDEX
CRI ≥ 90

CONTROL
daylight & movement sensor

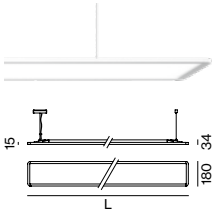

TASK S suspended

DIRECT / INDIRECT SOFT

UGR < 19 | DALI 1 ADDR. | 220-240V | pending | CB pending

SYS. POWER	COLOUR TEMP.	LUM. FLUX	L (mm)	ORDER CODE
23 W	3000 K	↧2300 / ↥430 lm	1180	0 5 9 - 5 2 5 4 :: ≎ 7 P
	4000 K	↧2450 / ↥450 lm		
35 W	3000 K	↧3450 / ↥640 lm	1748	0 5 9 - 5 2 5 6 :: ≎ 7 P
	4000 K	↧3670 / ↥680 lm		
46 W	3000 K	↧4600 / ↥850 lm	2315	0 5 9 - 5 2 5 8 :: ≎ 7 P
	4000 K	↧4890 / ↥910 lm		

DIRECT / INDIRECT POWER

UGR < 19 | DALI 1 ADDR. | 220-240V | pending | CB pending

SYS. POWER	COLOUR TEMP.	LUM. FLUX	L (mm)	ORDER CODE
54 W	3000 K	↧3770 / ↥2430 lm	1180	0 5 9 - 5 2 6 4 :: ≎ 7 P
	4000 K	↧4010 / ↥2580 lm		
81 W	3000 K	↧5650 / ↥3640 lm	1748	0 5 9 - 5 2 6 6 :: ≎ 7 P
	4000 K	↧6010 / ↥3870 lm		
102 W	3000 K	↧7540 / ↥4860 lm	2315	0 5 9 - 5 2 6 8 :: ≎ 7 P
	4000 K	↧8010 / ↥5160 lm		

LIGHT DISTRIBUTION

microprismatic

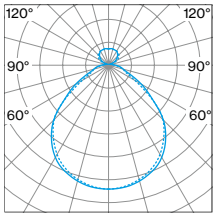

direct / indirect soft

microprismatic

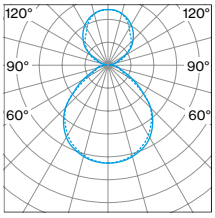

direct / indirect power

Technical data

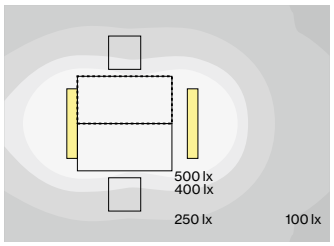



TASK S suspended, 54 W, 4000 K, direct / indirect power

ROOM VALUES

Room dimensions	5.4 × 4 × 2.8 m
Reflection factor	0.7 | 0.5 | 0.2
Maintenance factor	0.8
Suspension height	2.25 m

CALCULATION SURFACE

Surface dimensions	1.6 × 0.8 m
Surface height	0.75 m
Average illuminance (E_m)	> 500 lx
Uniformity (U_0)	> 0.6

GLARE EVALUATION

Table Classification X=4H | Y=8H | S=0.25H

UGR transversal	< 19
UGR axial	< 19

65° < 3000 cd/m²

Inspiration

Dr. Schaer
Burgstall, Italy

ARCHITECT
monovolume architecture+design
Bolzano, Italy

LIGHTING DESIGN
VON LUTZ - electrical and lighting projects
Alexa von Lutz
Klausen, Italy

PRODUCT
TASK S suspended









TASK
ceiling

xal.com/task



Quickinfo

GENERAL

ceiling mounted
IP 20

LED

Mid-power LED
up to 102 lm/W
3000 K, 4000 K
CRI ≥ 80
Binning initial ≤ 3 MacAdam

ESTIMATED LED LIFETIME

L80 / 50 000 h

OPTICAL

direct illumination
microprismatic (UGR < 19)

ELECTRICAL

non DIM, DIM DALI / CLO

PHYSICAL

aluminium
powder-coated
halogen-free cable

Description

DE Rechteckiger Leuchtenkörper aus Aluminium mit abgerundeten Kanten; extrem flache Bauform (nur 15 mm); Oberfläche weiß pulverbeschichtet; komfortables, werkzeugloses Schnellmontagesystem; direkte Lichtverteilung durch LGP-Body (Light-Guiding-Prism); seitlich eingekoppeltes Licht durch Lasergravur nach unten gelenkt; Lichtlenkung mittels hochreflektierenden Reflektormaterials; mikroprismatische PMMA-Abdeckung; absolut homogene Ausleuchtung; bildschirmtaugliche Arbeitsplatzleuchte nach DIN EN 12464-1 (UGR < 19); energieeffiziente LEDs mit sehr guter Farbwiedergabe; Binning initial ≤ 3 MacAdam; lieferbar in den Lichtfarben 3000 K und 4000 K; CRI ≥ 80; min. 80 % des Lichtstromes nach 50 000 h Lebensdauer Leuchte mit 2 Kabelöffnungen und Steckklemme für Durchgangsverdrahtung; Schutzart IP 20; SK I; DALI-dimmbar mit CLO-Funktion; optional nicht dimmbar

EN Rectangular housing made of aluminium with rounded edges; ultra low-profile design (only 15 mm); surface white powder coated; convenient quick mounting system without tools; direct light distribution by LGP body (Light Guiding Prism); side coupled light directed downwards by laser engraving; light control via highly reflective reflector material; microprismatic PMMA cover; completely homogeneous illumination; workplace light suitable for VDUs according to DIN EN 12464-1 (UGR < 19); energy-efficient LEDs with very good colour rendering; binning initial ≤ 3 MacAdam; available in the light colours 3000 K and 4000 K; CRI ≥ 80; min. 80 % of the luminous flux after 50 000 hours; luminaire with 2 cable openings and plug-in terminals for through wiring; degree of protection IP 20; PC I; DALI dimmable with CLO function; optional non-dimmable

Features



flat design (15 mm)



microprismatic
(UGR < 19)

Standard configuration

COLOUR TEMPERATURE
4000 K 6

CONTROL
DIM DALI / CLO 3

MATERIAL COLOUR
white

LIGHT OPTIC COVER
microprismatic (UGR < 19)

Extended configuration

COLOUR TEMPERATURE
3000 K 5

CONTROL
non DIM 1

Options on request

COLOUR RENDERING INDEX
CRI ≥ 90

CONTROL
daylight & movement sensor

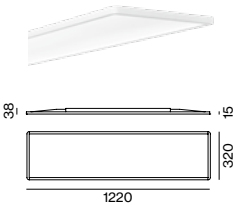

TASK 1200 ceiling

DIRECT

UGR < 19 | DALI 1 ADDR. | 220-240 V | pending | CB pending

SYSTEM POWER	COLOUR TEMP.	LUMINOUS FLUX	ORDER CODE
41 W	3000 K	3940 lm	0 5 9 - 2 1 1 4 :: ◆ 7 P
	4000 K	4190 lm	

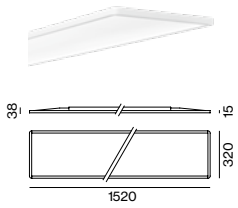

TASK 1500 ceiling

DIRECT

UGR < 19 | DALI 1 ADDR. | 220-240 V | pending | CB pending

SYSTEM POWER	COLOUR TEMP.	LUMINOUS FLUX	ORDER CODE
51 W	3000 K	4930 lm	0 5 9 - 2 1 1 5 :: ◆ 7 P
	4000 K	5230 lm	

LIGHT DISTRIBUTION
microprismatic

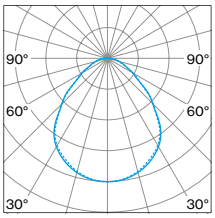

Technical data

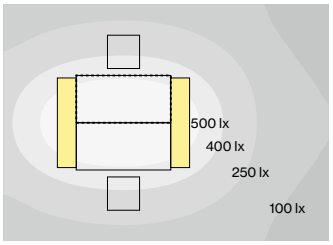



TASK 1500 ceiling, 51 W, 4000 K, direct

ROOM VALUES

Room dimensions	5.4 × 4 × 2.8 m
Reflection factor	0.7 | 0.5 | 0.2
Maintenance factor	0.8

CALCULATION SURFACE

Surface dimensions	1.6 × 0.8 m
Surface height	0.75 m
Average illuminance (E_m)	> 500 lx
Uniformity (U_0)	> 0.6

GLARE EVALUATION

Table Classification X=4H | Y=8H | S=0.25H

UGR transversal	< 19
UGR axial	< 19
65° < 3000 cd/m²	

Inspiration

Münchner Rückversicherung
Munich, Germany

ARCHITECT
Scholz - Sorger
Architekten Partnerschaft mbB
Munich, Germany

LIGHTING DESIGN
Lumen³ GbR
Munich, Germany

PRODUCT
TASK ceiling





TASK
suspended

xal.com/task

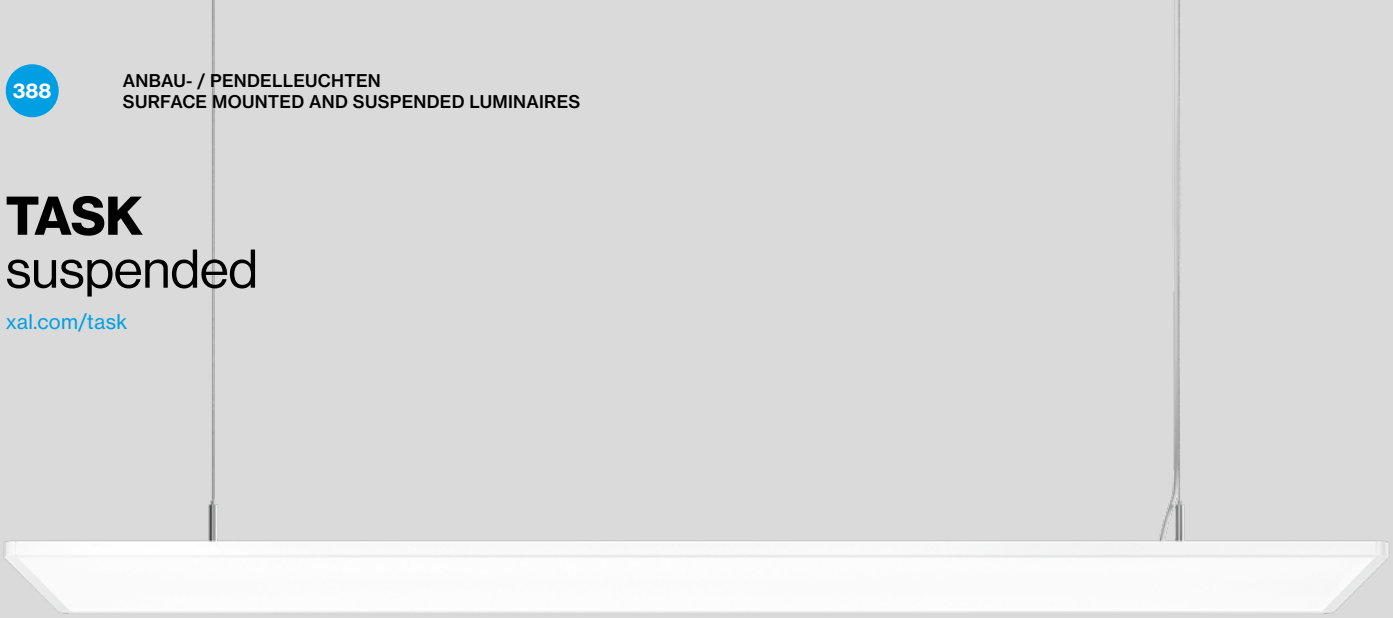

reddot design award winner 2015

DESIGN AWARD 2015

GOOD DESIGN

Quickinfo

GENERAL

suspended
IP 20

LED

Mid-power LED
up to 113 lm/W
3000 K, 4000 K
CRI ≥ 80
Binning initial ≤ 3 MacAdam

ESTIMATED LED LIFETIME

L80 / 50 000 h

OPTICAL

direct / indirect illumination
microprismatic (UGR < 19)

ELECTRICAL

non DIM, DIM DALI / CLO
transparent feeder cable

PHYSICAL

aluminium
powder-coated
halogen-free cable (internal wiring)

Description

DE Rechteckiger Leuchtenkörper aus Aluminium mit abgerundeten Kanten; extrem flache Bauform (nur 15 mm); Oberfläche weiß pulverbeschichtet; Pendelleuchte mit 1500 mm Seilabhängung; werkzeuglose Höhenverstellung an der Leuchte; inkl. transparenter Einspeiseleitung; direkte Lichtverteilung durch LGP-Body (Light-Guiding-Prism); seitlich eingekoppeltes Licht durch Lasergravur nach unten gelenkt; Indirektlichtanteil mit eigenen Platinen für erhöhten Lichtstrom und maximale Deckenaufhellung; mikroprismatische PMMA-Abdeckung; absolut homogene Ausleuchtung; bildschirmtaugliche Arbeitsplatzleuchte nach DIN EN 12464-1 (UGR < 19); energieeffiziente LEDs mit sehr guter Farbwiedergabe; Binning initial ≤ 3 MacAdam; lieferbar in den Lichtfarben 3000 K und 4000 K; CRI ≥ 80; min. 80 % des Lichtstromes nach 50 000 h Lebensdauer Baldachin mit 2 Kabelöffnungen und Steckklemme für Durchgangsverdrahtung; Schutzart IP 20; SK I; DALI-dimmbar mit CLO-Funktion; optional nicht dimmbar

EN Rectangular housing made of aluminium with rounded edges; ultra low-profile design (only 15 mm); surface white powder coated; Suspended luminaire with 1500 mm cable suspension; with integrated tool-less suspension height adjustment; incl. transparent feed; direct light distribution by LGP body (Light Guiding Prism); side coupled light directed downwards by laser engraving; indirect component with special PCBs for increased luminous flux and maximum ceiling illumination; microprismatic PMMA cover; completely homogeneous illumination; workplace light suitable for VDUs according to DIN EN 12464-1 (UGR < 19); energy-efficient LEDs with very good colour rendering; binning initial ≤ 3 MacAdam; available in the light colours 3000 K and 4000 K; CRI ≥ 80; min. 80 % of the luminous flux after 50 000 hours; canopy with 2 cable openings and plug-in terminal for through wiring; degree of protection IP 20; PC I; DALI dimmable with CLO function; optional non-dimmable

Features



flat design (15 mm)



microprismatic (UGR < 19)

Standard configuration

COLOUR TEMPERATURE
4000 K — 6

CONTROL
DIM DALI / CLO — 3

MATERIAL COLOUR
white

LIGHT OPTIC COVER
microprismatic (UGR < 19)

Extended configuration

COLOUR TEMPERATURE
3000 K — 5

CONTROL
non DIM — 1

Options on request

COLOUR RENDERING INDEX
CRI ≥ 90

CONTROL
daylight & movement sensor

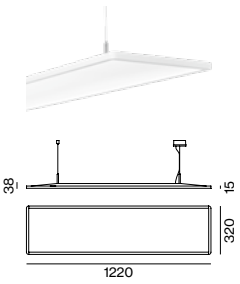

TASK 1200 suspended

DIRECT / INDIRECT POWER

UGR < 19 | DALI 1 ADDR. | 220-240 V | pending | CB pending

SYSTEM POWER	COLOUR TEMP.	LUMINOUS FLUX	ORDER CODE
64 W	3000 K	↧ 3940 / ↥ 2870 lm	0 5 9 - 2 2 2 4 :: ≎ 7 P
	4000 K	↧ 4190 / ↥ 3050 lm	

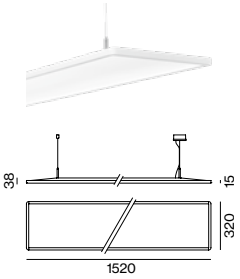

TASK 1500 suspended

DIRECT / INDIRECT POWER

UGR < 19 | DALI 1 ADDR. | 220-240 V | pending | CB pending

SYSTEM POWER	COLOUR TEMP.	LUMINOUS FLUX	ORDER CODE
80 W	3000 K	↧ 4930 / ↥ 3580 lm	0 5 9 - 2 2 2 5 :: ≎ 7 P
	4000 K	↧ 5230 / ↥ 3810 lm	

LIGHT DISTRIBUTION

microprismatic

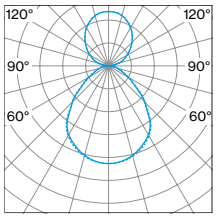

Technical data

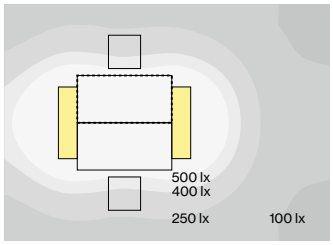



TASK 1200 suspended, 64 W, 4000 K, direct / indirect power

ROOM VALUES

Room dimensions	5.4 × 4 × 2.8 m
Reflection factor	0.7 | 0.5 | 0.2
Maintenance factor	0.8
Suspension height	2.25 m

CALCULATION SURFACE

Surface dimensions	1.6 × 0.8 m
Surface height	0.75 m
Average illuminance (E_m)	> 500 lx
Uniformity (U_0)	> 0.6

GLARE EVALUATION

Table Classification X=4H | Y=8H | S=0.25H

UGR transversal	< 19
UGR axial	< 19

65° < 3000 cd/m²

Inspiration

Highlight Towers
Munich, Germany

LIGHTING DESIGN
Lumen³ GbR
Munich, Germany

PRODUCT
TASK suspended





Inspiration

BGE
Budapest, Hungary

ARCHITECT
Nartarchitects, Csaba Kovacs
Budapest, Hungary

INTERIOR ARCHITECT
Nartarchitects, Laszlo Vitaris
Budapest, Hungary

LIGHTING DESIGN
Solinfo, Zoltan Orban
Budapest, Hungary

PRODUCT
TASK suspended





TASK
square
surface

xal.com/task

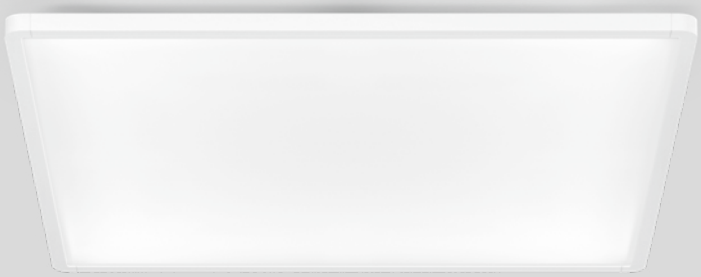

Quickinfo

GENERAL

surface mounted
IP 20
quick installation

LED

Mid-power LED
up to 133 lm/W
3000 K, 4000 K
CRI ≥ 80
Binning initial ≤ 3 MacAdam

ESTIMATED LED LIFETIME

L80 / 50 000 h

OPTICAL

direct illumination
microprismatic (UGR < 19)

ELECTRICAL

non DIM, DIM DALI / CLO

PHYSICAL

aluminium
powder-coated
halogen-free cable

ACOUSTIC ACCESSORIES

page 122



Description

DE Quadratischer Leuchtenkörper aus Aluminium mit abgerundeten Kanten; extrem flache Bauform (nur 15 mm); Oberfläche weiß pulverbeschichtet; komfortables, werkzeugloses Schnellmontagesystem; direkte Lichtverteilung durch LGP-Body (Light-Guiding-Prism); seitlich eingekoppeltes Licht durch Lasergravur nach unten gelenkt; Lichtlenkung mittels hochreflektierenden Reflektormaterials; mikroprismatische PMMA-Abdeckung; absolut homogene Ausleuchtung; bildschirmtaugliche Arbeitsplatzleuchte nach DIN EN 12464-1 (UGR < 19) für ☐ 450mm und ☐ 600mm; energieeffiziente LEDs mit sehr guter Farbwiedergabe; Binning initial ≤ 3 MacAdam; lieferbar in den Lichtfarben 3000 K und 4000 K; CRI ≥ 80; min. 80 % des Lichtstromes nach 50 000 h Lebensdauer Leuchte mit 2 Kabelöffnungen und Steckklemme für Durchgangsverdrahtung; Schutzart IP 20; SK I; DALI-dimmbar mit CLO-Funktion; optional nicht dimmbar; schallreduzierendes Zubehör erhältlich

EN Square housing made of aluminium with rounded edges; ultra low-profile design (only 15 mm); surface white powder coated; convenient quick mounting system without tools; direct light distribution by LGP body (Light Guiding Prism); side coupled light directed downwards by laser engraving; light control via highly reflective reflector material; microprismatic PMMA cover; completely homogeneous illumination; screen work capable luminaire as per DIN EN 12464-1 (UGR < 19) for ☐ 450mm und ☐ 600mm; energy-efficient LEDs with very good colour rendering; binning initial ≤ 3 MacAdam; available in the light colours 3000 K and 4000 K; CRI ≥ 80; min. 80 % of the luminous flux after 50 000 hours; luminaire with 2 cable openings and plug-in terminals for through wiring; degree of protection IP 20; PC I; DALI dimmable with CLO function; optional non-dimmable; noise reducing accessories available

Features



flat design (15 mm)



microprismatic
(UGR < 19)



quick installation

Standard configuration

COLOUR TEMPERATURE
4000 K — 6

CONTROL
DIM DALI / CLO — 3

MATERIAL COLOUR
white

LIGHT OPTIC COVER
microprismatic (UGR < 19)

Extended configuration

COLOUR TEMPERATURE
3000 K — 5

CONTROL
non DIM — 1

Options on request

COLOUR RENDERING INDEX
CRI ≥ 90

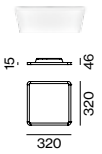

TASK 320 square surface

DIRECT

SYSTEM POWER	COLOUR TEMP.	LUMINOUS FLUX	ORDER CODE
12 W	3000 K	1320 lm	0 5 9 - 2 1 1 0 :: ≎ 7 P
	4000 K	1400 lm	

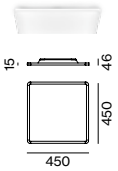

TASK 450 square surface

DIRECT

SYSTEM POWER	COLOUR TEMP.	LUMINOUS FLUX	ORDER CODE
15 W e	3000 K	1920 lm	0 5 9 - 2 1 1 1 :: ≎ 7 P
	4000 K	2040 lm	
18 W e²	3000 K	2210 lm	0 5 9 - 2 1 4 1 :: ≎ 7 P
	4000 K	2350 lm	

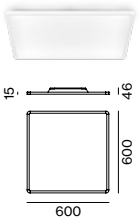

TASK 600 square surface

DIRECT

SYSTEM POWER	COLOUR TEMP.	LUMINOUS FLUX	ORDER CODE
28 W e	3000 K	3510 lm	0 5 9 - 2 1 1 2 :: ≎ 7 P
	4000 K	3730 lm	
34 W e²	3000 K	4090 lm	0 5 9 - 2 1 4 2 :: ≎ 7 P
	4000 K	4350 lm	

LIGHT DISTRIBUTION
microprismatic

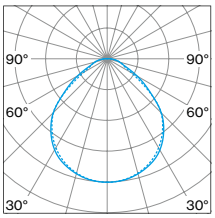

direct

Technical data

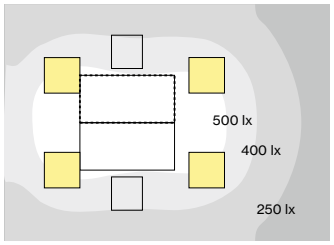



TASK 600 square surface, 28 W, 4000 K, direct

ROOM VALUES

Room dimensions	5.4×4×2.8 m
Reflection factor	0.7 | 0.5 | 0.2
Maintenance factor	0.8

CALCULATION SURFACE

Surface dimensions	1.6×0.8 m
Surface height	0.75 m
Average illuminance (E_m)	> 500 lx
Uniformity (U_0)	> 0.6

GLARE EVALUATION

Table Classification X=4H | Y=8H | S=0.25H	
UGR transversal	< 19
UGR axial	< 19
65° < 3000 cd/m²	

Inspiration

Art Invest headquarters
Cologne, Germany

ARCHITECT
Lepel & Lepel Architektur
Cologne, Germany

LIGHTING DESIGN
Volker von Kardorff
Berlin, Germany

PRODUCT
TASK square surface







TASK
square
suspended

xal.com/task



Quickinfo

GENERAL
suspended
IP 20

LED
Mid-power LED
up to 133 lm/W
3000 K, 4000 K
CRI ≥ 80
Binning initial ≤ 3 MacAdam

ESTIMATED LED LIFETIME
L80 / 50 000 h

OPTICAL
direct / indirect illumination
microprismatic (UGR < 19)

ELECTRICAL
non DIM, DIM DALI / CLO
transparent feeder cable

PHYSICAL
aluminium
powder-coated
halogen-free cable (internal wiring)

ACOUSTIC ACCESSORIES
page 122



Description

DE Quadratischer Leuchtenkörper aus Aluminium mit abgerundeten Kanten; extrem flache Bauform (nur 15 mm); Oberfläche weiß pulverbeschichtet; Pendelleuchte mit 1500 mm Seilabhängung (4 Seile); werkzeuglose Höhenverstellung an der Leuchte; inkl. transparenter Einspeiseleitung; direkte Lichtverteilung durch LGP-Body (Light-Guiding-Prism); seitlich eingekoppeltes Licht durch Lasergravur nach unten gelenkt; Lichtlenkung mittels hochreflektierenden Reflektormaterials; optional: Indirektlichtanteil mit eigenen Platinen für erhöhten Lichtstrom und maximale Deckenaufhellung; mikroprismatische PMMA-Abdeckung; absolut homogene Ausleuchtung; bildschirmtaugliche Arbeitsplatzleuchte nach DIN EN 12464-1 (UGR < 19); energieeffiziente LEDs mit sehr guter Farbwiedergabe; Binning initial ≤ 3 MacAdam; lieferbar in den Lichtfarben 3000 K und 4000 K; CRI ≥ 80; min. 80 % des Lichtstromes nach 50 000 h Lebensdauer Baldachin mit 2 Kabelöffnungen und Steckklemme für Durchgangsverdrahtung; Schutzart IP 20; SK I; DALI-dimmbar mit CLO-Funktion; optional nicht dimmbar; schallreduzierendes Zubehör erhältlich

EN Square housing made of aluminium with rounded edges; ultra low-profile design (only 15 mm); surface white powder coated; Suspended luminaire with 1500 mm cable suspension (4 cables); with integrated tool-less suspension height adjustment; incl. transparent feed; direct light distribution by LGP body (Light Guiding Prism); side coupled light directed downwards by laser engraving; light control via highly reflective reflector material; optional: indirect component with special PCBs for increased luminous flux and maximum ceiling illumination; microprismatic PMMA cover; completely homogeneous illumination; workplace light suitable for VDUs according to DIN EN 12464-1 (UGR < 19); energy-efficient LEDs with very good colour rendering; binning initial ≤ 3 MacAdam; available in the light colours 3000 K and 4000 K; CRI ≥ 80; min. 80 % of the luminous flux after 50 000 hours; canopy with 2 cable openings and plug-in terminal for through wiring; degree of protection IP 20; PC I; DALI dimmable with CLO function; optional non-dimmable; noise reducing accessories available

Features



flat design (15 mm)



microprismatic
(UGR < 19)

Standard configuration

COLOUR TEMPERATURE
4000 K — 6

CONTROL
DIM DALI / CLO — 3

MATERIAL COLOUR
white

LIGHT OPTIC COVER
microprismatic (UGR < 19)

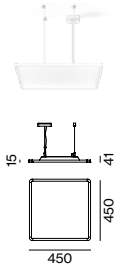

Extended configuration

COLOUR TEMPERATURE
3000 K — 5

CONTROL
non DIM — 1

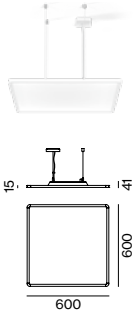

Options on request

COLOUR RENDERING INDEX
CRI ≥ 90

TASK 450 square suspended

DIRECT

UGR < 19 | DALI 1 ADDR. | 220-240 V | pending | CB pending

SYSTEM POWER	COLOUR TEMP.	LUMINOUS FLUX	ORDER CODE
15 W	3000 K	1920 lm	0 5 9 - 2 2 1 1 :: ≎ 7 P
	4000 K	2040 lm	

DIRECT / INDIRECT POWER

UGR < 19 | DALI 1 ADDR. | 220-240 V | pending | CB pending

SYSTEM POWER	COLOUR TEMP.	LUMINOUS FLUX	ORDER CODE
36 W	3000 K	↧2950 / ↥1540 lm	0 5 9 - 2 2 3 1 :: ≎ 7 P
	4000 K	↧3130 / ↥1640 lm	

TASK 600 square suspended

DIRECT

UGR < 19 | DALI 1 ADDR. | 220-240 V | pending | CB pending

SYSTEM POWER	COLOUR TEMP.	LUMINOUS FLUX	ORDER CODE
28 W	3000 K	3510 lm	0 5 9 - 2 2 1 2 :: ≎ 7 P
	4000 K	3730 lm	

DIRECT / INDIRECT POWER

UGR < 19 | DALI 1 ADDR. | 220-240 V | pending | CB pending

SYSTEM POWER	COLOUR TEMP.	LUMINOUS FLUX	ORDER CODE
58 W	3000 K	↧5360 / ↥1650 lm	0 5 9 - 2 2 3 2 :: ≎ 7 P
	4000 K	↧5690 / ↥1750 lm	

Technical data

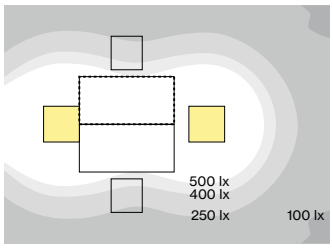



TASK 600 square suspended, 58 W, 4000 K, direct / indirect power

ROOM VALUES

Room dimensions	5.4 × 4 × 2.8 m
Reflection factor	0.7 | 0.5 | 0.2
Maintenance factor	0.8
Suspension height	2.25 m

CALCULATION SURFACE

Surface dimensions	1.6 × 0.8 m
Surface height	0.75 m
Average illuminance (E_m)	> 500 lx
Uniformity (U_0)	> 0.6

GLARE EVALUATION

Table Classification X=4H | Y=8H | S=0.25H	
UGR transversal	< 19
UGR axial	< 19
65° < 3000 cd/m²	

LIGHT DISTRIBUTION TASK 450

microprismatic

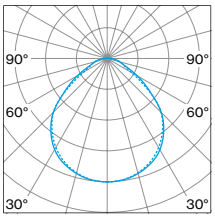

direct

microprismatic

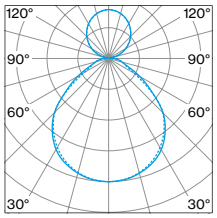

direct / indirect power

LIGHT DISTRIBUTION TASK 600

microprismatic

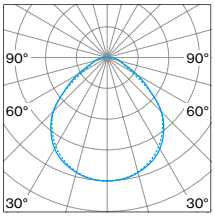

direct

microprismatic

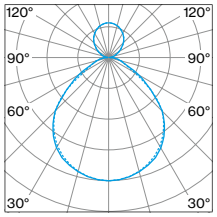

direct / indirect power

Inspiration

XAL headquarters
Graz, Austria

ARCHITECT
INNOCAD Architektur ZT
Graz, Austria

PRODUCT
TASK square suspended





TASK
circle
suspended

xal.com/task

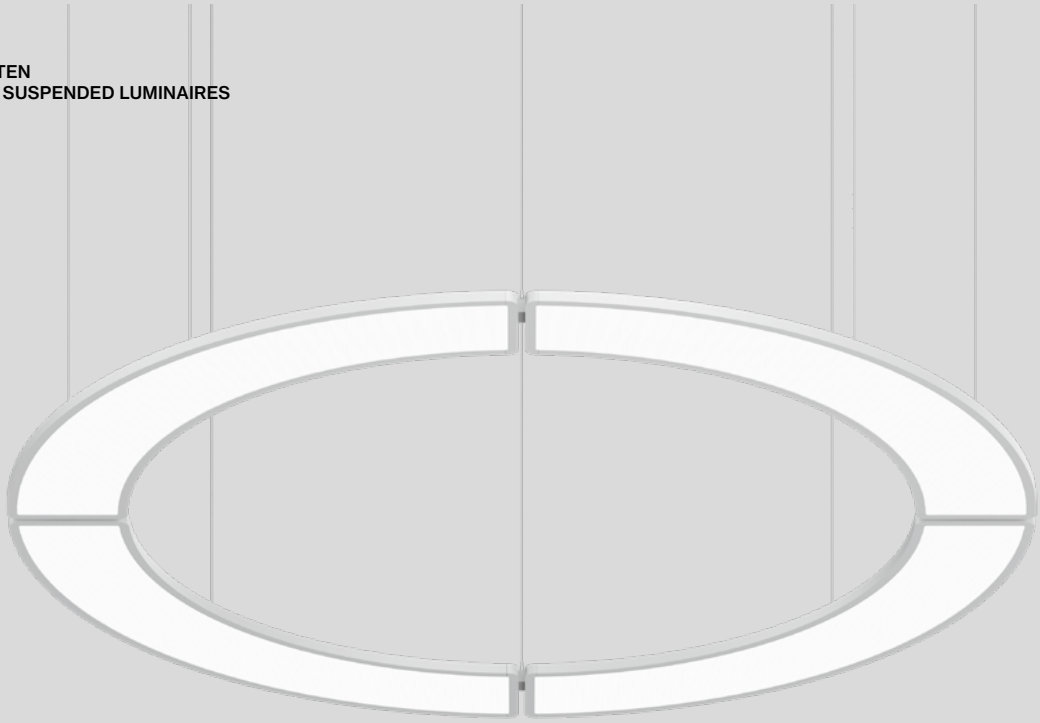

Quickinfo

GENERAL

suspended
IP 20

LED

Mid-power LED
up to 133 lm/W
4000 K
CRI ≥ 80
Binning initial ≤ 3 MacAdam

ESTIMATED LED LIFETIME

L80 / 50 000 h

OPTICAL

direct / indirect illumination
microprismatic (UGR < 19)

ELECTRICAL

DIM DALI / CLO
transparent feeder cable

PHYSICAL

aluminium
powder-coated
halogen-free cable (internal wiring)

ACOUSTIC ACCESSORIES

page 122



Description

DE Ringförmige Pendelleuchte, bestehend aus einzelnen Elementen in Viertelring- bzw. Rechteck-Form; Leuchtenkörper aus Aluminium mit abgerundeten Kanten; extrem flache Bauform (nur 15 mm); Oberfläche weiß pulverbeschichtet; Pendelleuchte mit 1500 mm Seilabhängung; werkzeuglose Höhenverstellung an der Leuchte; inkl. transparenter Einspeiseleitung; direkte Lichtverteilung durch LGP-Body (Light-Guiding-Prism); seitlich eingekoppeltes Licht durch Lasergravur nach unten gelenkt; Indirektlichtanteil mit eigenen Platinen für erhöhten Lichtstrom und maximale Deckenaufhellung; mikroprismatische PMMA-Abdeckung; absolut homogene Ausleuchtung; bildschirmtaugliche Arbeitsplatzleuchte nach DIN EN 12464-1 (UGR < 19); energieeffiziente LEDs mit sehr guter Farbwiedergabe; Binning initial ≤ 3 MacAdam; lieferbar in der Lichtfarbe 4000 K; CRI ≥ 80; min. 80 % des Lichtstromes nach 50 000 h Lebensdauer Baldachin mit 2 Kabelöffnungen und Steckklemme für Durchgangsverdrahtung; Schutzart IP 20; SK I; DALI-dimmbar mit CLO-Funktion; schallreduzierendes Zubehör erhältlich

EN Ring-shaped suspended luminaire, consisting of single elements in quarter circle or rectangular shape; luminaire housing made of aluminium with rounded edges; ultra low-profile design (only 15 mm); surface white powder coated; Suspended luminaire with 1500 mm cable suspension; with integrated tool-less suspension height adjustment; incl. transparent feed; direct light distribution by LGP body (Light Guiding Prism); side coupled light directed downwards by laser engraving; indirect component with special PCBs for increased luminous flux and maximum ceiling illumination; microprismatic PMMA cover; completely homogeneous illumination; workplace light suitable for VDUs according to DIN EN 12464-1 (UGR < 19); energy-efficient LEDs with very good colour rendering; binning initial ≤ 3 MacAdam; available in the light colour 4000 K; CRI ≥ 80; min. 80 % of the luminous flux after 50 000 hours; canopy with 2 cable openings and plug-in terminal for through wiring; degree of protection IP 20; PC I; DALI dimmable with CLO function; noise reducing accessories available

Features



flat design (15 mm)



microprismatic
(UGR < 19)

Standard configuration

COLOUR TEMPERATURE
4000 K

CONTROL
DIM DALI / CLO

MATERIAL COLOUR
white

7

LIGHT OPTIC COVER
microprismatic (UGR < 19)

Options on request

FORM
other configurations on page 119



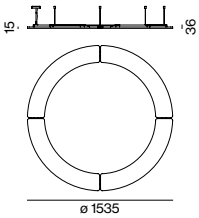

TASK circle suspended

DIRECT / INDIRECT POWER

UGR < 19 | DALI 1 ADDR. | 220-240 V | pending | CB pending

SYS. POWER	COLOUR TEMP.	LUM. FLUX	ORDER CODE
216 W	4000 K	↧ 16040 / ↥ 10320 lm	059-528163 7P



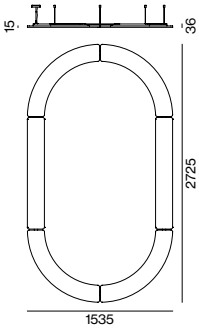

TASK long circle suspended

DIRECT / INDIRECT POWER

UGR < 19 | DALI 1 ADDR. | 220-240 V | pending | CB pending

SYS. POWER	COLOUR TEMP.	LUM. FLUX	ORDER CODE
324 W	4000 K	↧ 24060 / ↥ 15480 lm	059-528263 7P

LIGHT DISTRIBUTION
microprismatic

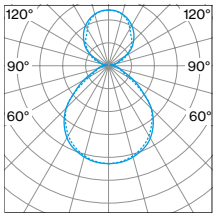

direct / indirect power

Technical data

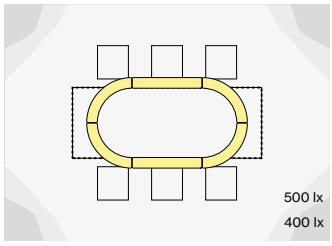



TASK long circle, 324 W, 4000 K, direct / indirect power

ROOM VALUES

Room dimensions	5.4 × 4 × 2.8 m
Reflection factor	0.7 | 0.5 | 0.2
Maintenance factor	0.8
Suspension height	2.25 m

CALCULATION SURFACE

Surface dimensions	3.2 × 1.2 m
Surface height	0.75 m
Average illuminance (E_m)	> 500 lx
Uniformity (U_0)	> 0.6

GLARE EVALUATION

Table Classification X=4H | Y=8H | S=0.25H	
UGR transversal	< 19
UGR axial	< 19
65° < 3000 cd/m²	

Inspiration

Andritz AG headquarters
Graz, Austria

PRODUCT
TASK long circle suspended

ARCHITECT
Nussmüller Architekten ZT GmbH
Graz, Austria

LIGHTING DESIGN
TBH Ingenieur GmbH
Graz, Austria





TASK
angular
suspended

xal.com/task



Quickinfo

GENERAL
suspended
IP 20

LED
Mid-power LED
up to 133 lm/W
4000 K
CRI ≥ 80
Binning initial ≤ 3 MacAdam

ESTIMATED LED LIFETIME
L80 / 50 000 h

OPTICAL
direct / indirect illumination
microprismatic (UGR < 19)

ELECTRICAL
non DIM, DIM DALI / CLO
transparent feeder cable

PHYSICAL
aluminium
powder-coated
halogen-free cable (internal wiring)

ACOUSTIC ACCESSORIES
page 122



Description

DE Rechteckige Pendelleuchte, bestehend aus einzelnen L-förmigen bzw. rechteckigen Elementen; Leuchtenkörper aus Aluminium mit abgerundeten Kanten; extrem flache Bauform (nur 15 mm); Oberfläche weiß pulverbeschichtet; Pendelleuchte mit 1500 mm Seilabhängung; werkzeuglose Höhenverstellung an der Leuchte; inkl. transparenter Einspeiseleitung; direkte Lichtverteilung durch LGP-Body (Light-Guiding-Prism); seitlich eingekoppeltes Licht durch Lasergravur nach unten gelenkt; Indirektlichtanteil mit eigenen Platinen für erhöhten Lichtstrom und maximale Deckenaufhellung; mikroprismatische PMMA-Abdeckung; absolut homogene Ausleuchtung; bildschirmtaugliche Arbeitsplatzleuchte nach DIN EN 12464-1 (UGR < 19); energieeffiziente LEDs mit sehr guter Farbwiedergabe; Binning initial ≤ 3 MacAdam; lieferbar in der Lichtfarbe 4000 K; CRI ≥ 80; min. 80 % des Lichtstromes nach 50 000 h Lebensdauer Baldachin mit 2 Kabelöffnungen und Steckklemme für Durchgangsverdrahtung; Schutzart IP 20; SK I; DALI-dimmbar mit CLO-Funktion; schallreduzierendes Zubehör erhältlich

EN Rectangular suspended luminaire, consisting of single L-shaped or rectangular elements; luminaire housing made of aluminium with rounded edges; ultra low-profile design (only 15 mm); surface white powder coated; Suspended luminaire with 1500 mm cable suspension; with integrated tool-less suspension height adjustment; incl. transparent feed; direct light distribution by LGP body (Light Guiding Prism); side coupled light directed downwards by laser engraving; indirect component with special PCBs for increased luminous flux and maximum ceiling illumination; microprismatic PMMA cover; completely homogeneous illumination; workplace light suitable for VDUs according to DIN EN 12464-1 (UGR < 19); energy-efficient LEDs with very good colour rendering; binning initial ≤ 3 MacAdam; available in the light colour 4000 K; CRI ≥ 80; min. 80 % of the luminous flux after 50 000 hours; canopy with 2 cable openings and plug-in terminal for through wiring; degree of protection IP 20; PC I; DALI dimmable with CLO function; noise reducing accessories available

Features



flat design (15 mm)



microprismatic
(UGR < 19)

Standard configuration

COLOUR TEMPERATURE
4000 K

CONTROL
DIM DALI / CLO

MATERIAL COLOUR
white

7

LIGHT OPTIC COVER
microprismatic (UGR < 19)

Options on request

FORM
other configurations on page 119



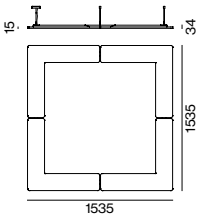

TASK angular suspended

DIRECT / INDIRECT POWER

UGR < 19 | DALI 1 ADDR. | 220-240V | pending | CB pending

SYS. POWER	COLOUR TEMP.	LUM. FLUX	ORDER CODE
252 W	4000 K	↧ 18680 / ↥ 12040 lm	059-528363 7P



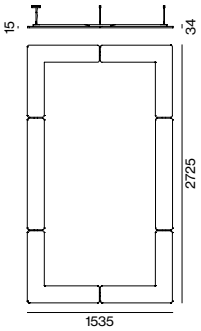

TASK long angular suspended

DIRECT / INDIRECT POWER

UGR < 19 | DALI 1 ADDR. | 220-240V | pending | CB pending

SYS. POWER	COLOUR TEMP.	LUM. FLUX	ORDER CODE
360 W	4000 K	↧ 26700 / ↥ 17200 lm	059-528463 7P

LIGHT DISTRIBUTION
microprismatic

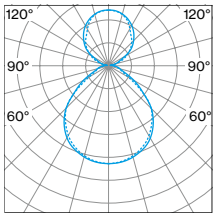

direct / indirect power

Technical data

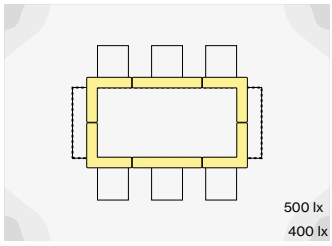



TASK long angular, 360 W, 4000 K, direct / indirect power

ROOM VALUES

Room dimensions	5.4 × 4 × 2.8 m
Reflection factor	0.7 | 0.5 | 0.2
Maintenance factor	0.8
Suspension height	2.25 m

CALCULATION SURFACE

Surface dimensions	3.2 × 1.2 m
Surface height	0.75 m
Average illuminance (E_m)	> 500 lx
Uniformity (U_0)	> 0.6

GLARE EVALUATION

Table Classification X=4H | Y=8H | S=0.25H	
UGR transversal	< 19
UGR axial	< 19
65° < 3000 cd/m²	

FLOW EVO
surface

xal.com/flow-evo

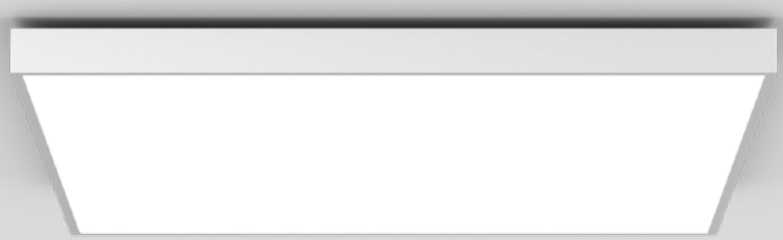

Quickinfo

GENERAL

surface mounted
IP 40

LED

Mid-power LED
up to 134 lm/W
3000 K, 4000 K
CRI ≥ 80
Binning initial ≤ 3 MacAdam

ESTIMATED LED LIFETIME

L80 / 50 000 h

OPTICAL

direct illumination
uniform illumination
PMMA cover opal

ELECTRICAL

non DIM, DIM DALI
DALI: CLO

PHYSICAL

aluminium
powder-coated
halogen-free cable

Description

DE Quadratischer Leuchtenkörper aus Aluminium, flache Bauform (Leuchtenkörper 35 mm); Oberfläche weiß, grau oder schwarz pulverbeschichtet; geeignet für Wand- oder Deckenmontage, Leuchtenkörper 11 mm von Wand bzw. Decke abgesetzt; komfortables, werkzeugloses Schnellmontagesystem; direkte Lichtverteilung durch LGP-Body (Light-Guiding-Prism); seitlich eingekoppeltes Licht durch Lasergravur nach unten gelenkt; Lichtlenkung mittels hochreflektierenden Reflektormaterials; absolut homogen ausgeleuchtete, satinierte PMMA-Abdeckung; gleiche Leuchtdichte bei allen Flächenleuchten; energieeffiziente LEDs mit sehr guter Farbwiedergabe; Binning initial ≤ 3 MacAdam; lieferbar in den Lichtfarben 3000 K und 4000 K; CRI ≥ 80; min. 80 % des Lichtstromes nach 50 000 h Lebensdauer Leuchte mit 2 Kabelöffnungen und Steckklemme für Durchgangsverdrahtung; Schutzart IP 40; SK I; optional DALI-dimmbar mit CLO-Funktion

EN Square aluminium luminaire housing, flat design (luminaire housing 35 mm); surface powder coated in white, grey or black; suitable for wall or ceiling mounting, luminaire housing set 11 mm away from wall or ceiling; convenient quick mounting system without tools; direct light distribution by LGP body (Light Guiding Prism); side coupled light directed downwards by laser engraving; light control via highly reflective reflector material; completely homogeneously illuminated, satinised PMMA cover; same luminance for all flat luminaires; energy-efficient LEDs with very good colour rendering; binning initial ≤ 3 MacAdam; available in the light colours 3000 K and 4000 K; CRI ≥ 80; min. 80 % of the luminous flux after 50 000 hours; luminaire with 2 cable openings and plug-in terminals for through wiring; degree of protection IP 40; PC I; optional DALI dimmable with CLO function

Features



protection / IP 40



easy mounting by click-mechanism



only two modules



wall mounting

Standard configuration

COLOUR TEMPERATURE
3000 K 5

CONTROL
non DIM 1

MATERIAL COLOUR
white 7

7

LIGHT OPTIC COVER
opal

Extended configuration

COLOUR TEMPERATURE
4000 K 6

CONTROL
DIM DALI / CLO 3

MATERIAL COLOUR
grey G
black 8

G 8

+5 % surcharges

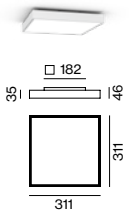

FLOW EVO 320 surface

DIRECT

SYSTEM POWER	COLOUR TEMP.	LUMINOUS FLUX	ORDER CODE
16 W	3000 K	1970 lm	0 7 3 - 0 1 3 1 O
	4000 K	2090 lm	

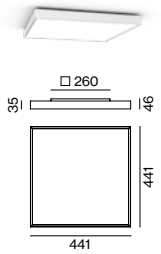

FLOW EVO 450 surface

DIRECT

SYSTEM POWER	COLOUR TEMP.	LUMINOUS FLUX	ORDER CODE
24 W	3000 K	3070 lm	0 7 3 - 0 1 4 1 O
	4000 K	3270 lm	

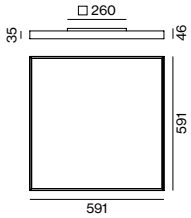

FLOW EVO 600 surface

DIRECT

SYSTEM POWER	COLOUR TEMP.	LUMINOUS FLUX	ORDER CODE
44 W	3000 K	5580 lm	0 7 3 - 0 1 5 1 O
	4000 K	5930 lm	

LIGHT DISTRIBUTION

opal

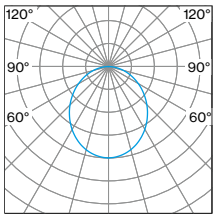

direct

Accessories

TYPE	ORDER CODE
dismounting tool	0 7 3 - 0 1 0 0 0 0 0

Inspiration

Businesscenter
Wels, Austria

ARCHITECT
Riepl / Riepl
Linz, Austria

PRODUCT
FLOW EVO surface





FLOW EVO
suspended

xal.com/flow-evo

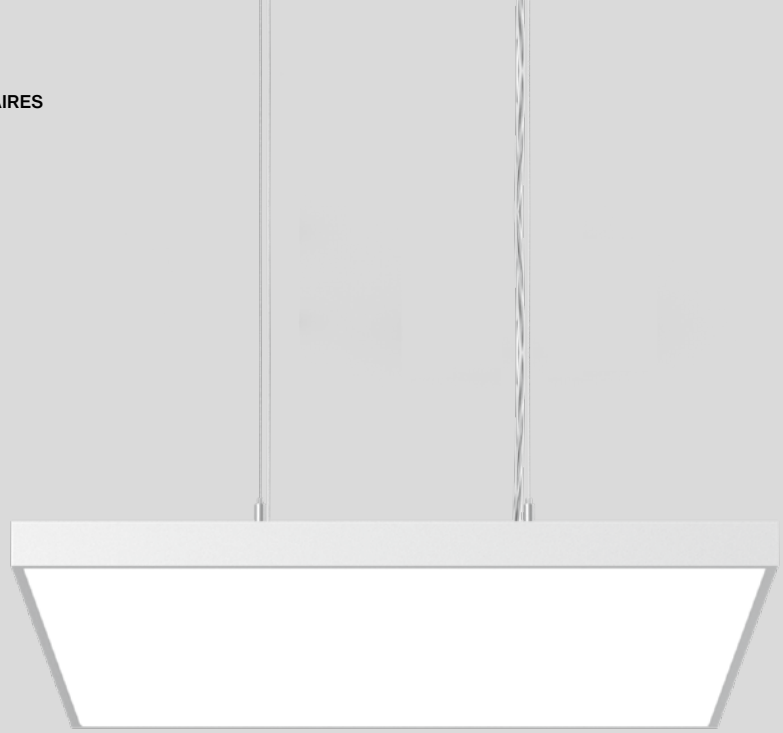

Quickinfo

GENERAL

suspended
IP 40
several mounting options available

LED

Mid-power LED
up to 134 lm/W
3000 K, 4000 K
CRI ≥ 80
Binning initial ≤ 3 MacAdam

ESTIMATED LED LIFETIME

L80 / 50 000 h

OPTICAL

direct, direct / indirect illumination
uniform illumination
PMMA cover opal

ELECTRICAL

non DIM, DIM DALI
DALI: CLO
transparent feeder cable

PHYSICAL

aluminium
powder-coated
halogen-free cable (internal wiring)

Description

DE Quadratischer Leuchtenkörper aus Aluminium, flache Bauform (Leuchtenkörper 35 mm); Oberfläche weiß, grau oder schwarz pulverbeschichtet; Pendelleuchte mit 1500 mm Seilabhängung; werkzeuglose Höhenverstellung an der Leuchte; inkl. transparenter Einspeiseleitung; direkte Lichtverteilung durch LGP-Body (Light-Guiding-Prism); seitlich eingekoppeltes Licht durch Lasergravur nach unten gelenkt; Lichtlenkung mittels hochreflektierenden Reflektormaterials; optional: Indirektlichtanteil mit eigenen Platinen für zusätzliche Akzentuierung der Decke und mehr Sehkomfort; absolut homogen ausgeleuchtete, satinierte PMMA-Abdeckung; gleiche Leuchtdichte bei allen Flächenleuchten; energieeffiziente LEDs mit sehr guter Farbwiedergabe; Binning initial ≤ 3 MacAdam; lieferbar in den Lichtfarben 3000 K und 4000 K; CRI ≥ 80; min. 80 % des Lichtstromes nach 50 000 h Lebensdauer Baldachin mit 2 Kabelöffnungen und Steckklemme für Durchgangsverdrahtung; Schutzart IP 40; SK I; optional DALI-dimmbar mit CLO-Funktion

EN Square aluminium luminaire housing, flat design (luminaire housing 35 mm); surface powder coated in white, grey or black; Suspended luminaire with 1500 mm cable suspension; with integrated tool-less suspension height adjustment; incl. transparent feed; direct light distribution by LGP body (Light Guiding Prism); side coupled light directed downwards by laser engraving; light control via highly reflective reflector material; optionally: Indirect light ratio with special circuit boards for additional emphasis of the ceiling and more visual comfort; completely homogeneously illuminated, satinised PMMA cover; same luminance for all flat luminaires; energy-efficient LEDs with very good colour rendering; binning initial ≤ 3 MacAdam; available in the light colours 3000 K and 4000 K; CRI ≥ 80; min. 80 % of the luminous flux after 50 000 hours; canopy with 2 cable openings and plug-in terminal for through wiring; degree of protection IP 40; PC I; optional DALI dimmable with CLO function

Features



protection / IP 40



direct / indirect light distribution

Standard configuration

COLOUR TEMPERATURE
3000 K 5

CONTROL
non DIM 1

MATERIAL COLOUR
white 7

7

LIGHT OPTIC COVER
opal

Extended configuration

COLOUR TEMPERATURE
4000 K 6

CONTROL
DIM DALI / CLO 3

MATERIAL COLOUR
grey G
black 8

G 8

+5 % surcharges



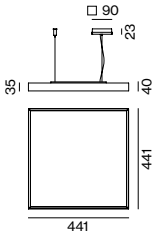

FLOW EVO 450 suspended

DIRECT

SYSTEM POWER	COLOUR TEMP.	LUMINOUS FLUX	ORDER CODE
24 W	3000 K	3070 lm	0 7 3 - 0 2 4 1 5 O
	4000 K	3270 lm	

DIRECT / INDIRECT

SYSTEM POWER	COLOUR TEMP.	LUMINOUS FLUX	ORDER CODE
36 W	3000 K	↧ 3070 / ↥ 1510 lm	0 7 3 - 0 2 4 4 5 O
	4000 K	↧ 3270 / ↥ 1610 lm	

LIGHT DISTRIBUTION

opal

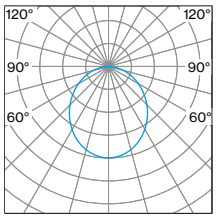

direct

opal

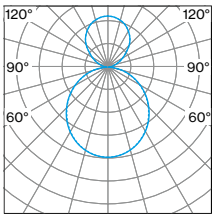

direct / indirect



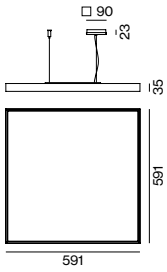

FLOW EVO 600 suspended

DIRECT

SYSTEM POWER	COLOUR TEMP.	LUMINOUS FLUX	ORDER CODE
44 W	3000 K	5580 lm	0 7 3 - 0 2 5 1 5 O
	4000 K	5930 lm	

DIRECT / INDIRECT

SYSTEM POWER	COLOUR TEMP.	LUMINOUS FLUX	ORDER CODE
58 W	3000 K	↧ 5580 / ↥ 1620 lm	0 7 3 - 0 2 5 4 5 O
	4000 K	↧ 5930 / ↥ 1720 lm	

LIGHT DISTRIBUTION

opal

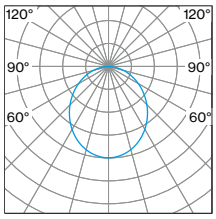

direct

opal

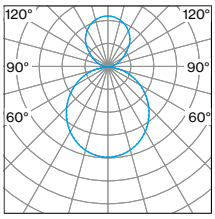

direct / indirect

Inspiration

Parkstadt Office Center
Munich, Germany

PRODUCT
FLOW EVO suspended

ARCHITECT
SAI Scheller Architekten Ingenieure
Munich, Germany

LIGHTING DESIGN
Laborette Interior Design
Munich, Germany





HEX-O
ceiling

xal.com/hex-o



Quickinfo

GENERAL

ceiling mounted
IP 20

LED

Mid-power LED
up to 134 lm/W
3000 K, 4000 K
CRI ≥ 80
Binning initial ≤ 3 MacAdam

ESTIMATED LED LIFETIME

L80 / 50 000 h

OPTICAL

direct illumination
PMMA cover opal
microprismatic (UGR < 19)

ELECTRICAL

non DIM, DIM DALI
DALI: CLO

PHYSICAL

aluminium
powder-coated
acoustically effective
halogen-free cable

Description

DE Sechseckiger Leuchtenkörper aus Aluminiumstrangpressprofil, nahtlos verschweißt; Oberfläche weiß oder schwarz pulverbeschichtet; hochreflektierende Beschichtung für verbesserten Wirkungsgrad; satinierte oder mikroprismatische PMMA-Abdeckung; bildschirmtaugliche Arbeitsplatzleuchte nach DIN EN 12464-1 (UGR < 19); Abdeckung werkzeuglos abnehmbar für einfache Wartung; gleiche Leuchtdichte bei allen Flächenleuchten; energieeffiziente LEDs mit sehr guter Farbwiedergabe; Binning initial ≤ 3 MacAdam; lieferbar in den Lichtfarben 3000 K und 4000 K; CRI ≥ 80; min. 80 % des Lichtstromes nach 50 000 h Lebensdauer; Leuchte mit 2 Kabelöffnungen und Steckklemme für Durchgangsverdrahtung; Schutzart IP 20; SK I; DALI-dimmbar mit CLO-Funktion; optional nicht dimmbar; schallreduzierendes Zubehör erhältlich: Akustikmodul und Absorber (geeignet zur Aufnahme von HEX-O Leuchte, Akustikmodul oder Akustik Plate) aus expandiertem Polystyrol (EPS); Akustik Plate in Leuchtenoptik mit Lochblechabdeckung

EN Hexagonal light housing from aluminium extruded profile, seamlessly welded; surface powder coated in white or black; highly reflective coating for improved efficiency; satinised or microprismatic PMMA cover; workplace light suitable for VDUs according to DIN EN 12464-1 (UGR < 19); cover removable without tools for easy maintenance; same luminance for all flat luminaires; energy-efficient LEDs with very good colour rendering; binning initial ≤ 3 MacAdam; available in the light colours 3000 K and 4000 K; CRI ≥ 80; min. 80 % of the luminous flux after 50 000 hours; luminaire with 2 cable openings and plug-in terminals for through wiring; degree of protection IP 20; PC I; DALI dimmable with CLO function; optional non-dimmable; noise reducing accessories available: acoustic module and absorber (suitable for installing of HEX-O luminaire, acoustic module or acoustic panel) in expanded polystyrene (EPS); acoustic panel in luminaire effect with perforated cover plate

Features



one piece absorber, available in 2 colours



patented honeycomb structure



microprismatic (UGR < 19)

Standard configuration

COLOUR TEMPERATURE
3000 K — 5

CONTROL
DIM DALI / CLO — 3

MATERIAL COLOUR
white — 7

7

LIGHT OPTIC COVER
opal — O

Extended configuration

COLOUR TEMPERATURE
4000 K — 6

CONTROL
non DIM — 1

MATERIAL COLOUR
black — 8

8

+5 % surcharges

LIGHT OPTIC COVER
microprismatic (UGR < 19) — P

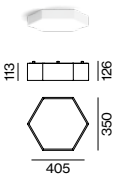

HEX-O 350 ceiling

UGR < 19 | DALI 1 ADDR. | 220-240V

SYSTEM POWER	COLOUR TEMP.	LUMINOUS FLUX	ORDER CODE
10 W	3000 K	1120 lm	0 7 2 - 8 1 3 6
	4000 K	1190 lm	

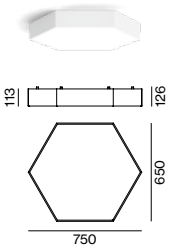

HEX-O 650 ceiling

UGR < 19 | DALI 1 ADDR. | 220-240V

SYSTEM POWER	COLOUR TEMP.	LUMINOUS FLUX	ORDER CODE
39 W	3000 K	4710 lm	0 7 2 - 8 1 6 6
	4000 K	5010 lm	

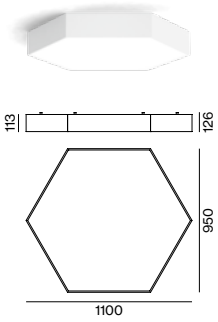

HEX-O 950 ceiling

UGR < 19 | DALI 2 ADDR. | 220-240V

SYSTEM POWER	COLOUR TEMP.	LUMINOUS FLUX	ORDER CODE
85 W	3000 K	10220 lm	0 7 2 - 8 1 7 6
	4000 K	10860 lm	

LIGHT DISTRIBUTION

opal

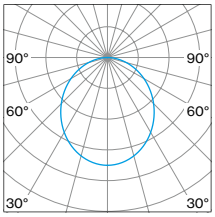

direct

microprismatic

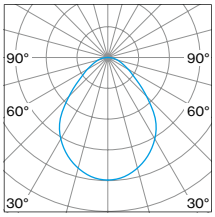

direct

Order options

MATERIAL COLOUR

white	7
black	8



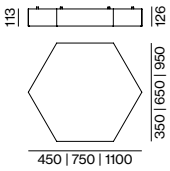



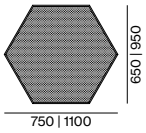





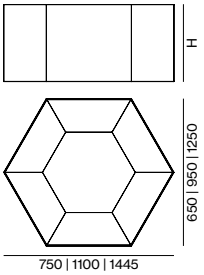





Acoustic accessories

ACOUSTIC MODULE SURFACE

TYPE	ORDER CODE
ACOUSTIC MODULE 350	072-891131
ACOUSTIC MODULE 650	072-891161
ACOUSTIC MODULE 950	072-891171

combination possible with ABSORBER

ACOUSTIC PLATE SURFACE

TYPE	ORDER CODE
ACOUSTIC plate 650	072-892161
ACOUSTIC plate 950	072-892171

combination possible with ABSORBER

ABSORBER 650 for HEX-O/ACOUSTIC MODULE 350 surface

H (mm)	ORDER CODE
340	072-893131

HEX-O 350 mounting set	072-895131 0
ACOUSTIC MODULE 350 mounting set	072-895231
ABSORBER 650 surface single mounting set	072-895431

See page 424 for sound absorption test

ABSORBER 950 for HEX-O/ACOUSTIC MODULE/PLATE 650 surface

H (mm)	ORDER CODE
340	072-893161
540	072-894161

HEX-O 650 | ACOUSTIC PLATE 650 mount. set	072-895161 0
ACOUSTIC M. 650 (H 340 mm) mounting set	072-895261
ACOUSTIC M. 650 (H 540 mm) mounting set	072-895361
ABSORBER 950 surface single mounting set	072-895461

See page 424 for sound absorption test

ABSORBER 1250 for HEX-O/ACOUSTIC MODULE/PLATE 950 surface

H (mm)	ORDER CODE
540	072-894171

HEX-O 950 | ACOUSTIC PLATE 950 mount. set	072-895171 0
ACOUSTIC MODULE 950 mounting set	072-895371
ABSORBER 1250 surface single mounting set	072-895471

See page 424 for sound absorption test

Inspiration

Practice Dr. Kohm & Kollegen
Karlsruhe, Germany

ARCHITECT
herzog, kassel + partner
Karlsruhe, Germany

PRODUCT
HEX-O ceiling
HEX-O ACOUSTIC MODULE surface
HEX-O ABSORBER



Inspiration

Office ALJ
Jeddah, Saudi Arabia

PRODUCT
HEX-O ceiling

ARCHITECT
INNOCAD Architektur ZT
Graz, Austria





HEX-O
suspended

xal.com/hex-o



Quickinfo

GENERAL

suspended
IP 20

LED

Mid-power LED
up to 134 lm/W
3000 K, 4000 K
CRI ≥ 80
Binning initial ≤ 3 MacAdam

ESTIMATED LED LIFETIME

L80 / 50 000 h

OPTICAL

direct illumination
PMMA cover opal
microprismatic (UGR < 19)

ELECTRICAL

non DIM, DIM DALI / CLO
transparent feeder cable

PHYSICAL

aluminium
powder-coated
acoustically effective
halogen-free cable (internal wiring)

Description

DE Sechseckiger Leuchtenkörper aus Aluminiumstrangpressprofil, nahtlos verschweißt; Oberfläche weiß oder schwarz pulverbeschichtet; Pendelleuchte mit 1500 mm Seilabhängung; werkzeuglose Höhenverstellung an der Leuchte; inkl. transparenter Einspeiseleitung; hochreflektierende Beschichtung für verbesserten Wirkungsgrad; satinierte oder mikroprismatische PMMA-Abdeckung; bildschirmtaugliche Arbeitsplatzleuchte nach DIN EN 12464-1 (UGR < 19); Abdeckung werkzeuglos abnehmbar für einfache Wartung; gleiche Leuchtdichte bei allen Flächenleuchten; energieeffiziente LEDs mit sehr guter Farbwiedergabe; Binning initial ≤ 3 MacAdam; lieferbar in den Lichtfarben 3000 K und 4000 K; CRI ≥ 80; min. 80 % des Lichtstromes nach 50 000 h Lebensdauer; Baldachin mit 2 Kabelöffnungen und Steckklemme für Durchgangsverdrahtung; Schutzart IP 20; SK I; DALI-dimmbar mit CLO-Funktion; optional nicht dimmbar; schallreduzierendes Zubehör erhältlich: Akustikmodul und Absorber (geeignet zur Aufnahme von HEX-O Leuchte, Akustikmodul oder Akustik Plate) aus expandiertem Polystyrol (EPS); Akustik Plate in Leuchtenoptik mit Lochblechabdeckung

EN Hexagonal light housing from aluminium extruded profile, seamlessly welded; surface powder coated in white or black; Suspended luminaire with 1500 mm cable suspension; with integrated tool-less suspension height adjustment; incl. transparent feed; highly reflective coating for improved efficiency; satinised or microprismatic PMMA cover; workplace light suitable for VDUs according to DIN EN 12464-1 (UGR < 19); cover removable without tools for easy maintenance; same luminance for all flat luminaires; energy-efficient LEDs with very good colour rendering; binning initial ≤ 3 MacAdam; available in the light colours 3000 K and 4000 K; CRI ≥ 80; min. 80 % of the luminous flux after 50 000 hours; canopy with 2 cable openings and plug-in terminal for through wiring; degree of protection IP 20; PC I; DALI dimmable with CLO function; optional non-dimmable; noise reducing accessories available: acoustic module and absorber (suitable for installing of HEX-O luminaire, acoustic module or acoustic panel) in expanded polystyrene (EPS); acoustic panel in luminaire effect with perforated cover plate

Features



one piece absorber, available in 2 colours



patented honeycomb structure



microprismatic (UGR < 19)

Standard configuration

COLOUR TEMPERATURE
3000 K 5

CONTROL
DIM DALI / CLO 3

MATERIAL COLOUR
white 7

7

LIGHT OPTIC COVER
opal O

Extended configuration

COLOUR TEMPERATURE
4000 K 6

CONTROL
non DIM 1

MATERIAL COLOUR
black 8

8

+5 % surcharges

LIGHT OPTIC COVER
microprismatic (UGR < 19) P

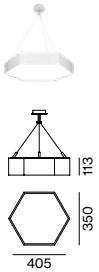

HEX-O 350 suspended

UGR < 19 | DALI 1 ADDR. | 220-240V

SYSTEM POWER	COLOUR TEMP.	LUMINOUS FLUX	ORDER CODE
10 W	3000 K	1120 lm	0 7 2 - 8 2 3 6
	4000 K	1190 lm	

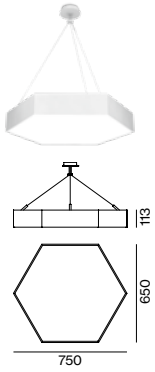

HEX-O 650 suspended

UGR < 19 | DALI 1 ADDR. | 220-240V

SYSTEM POWER	COLOUR TEMP.	LUMINOUS FLUX	ORDER CODE
39 W	3000 K	4710 lm	0 7 2 - 8 2 6 6
	4000 K	5010 lm	

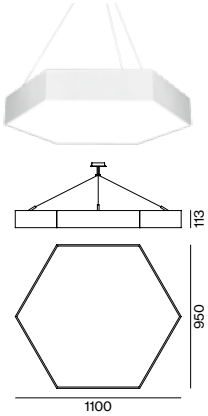

HEX-O 950 suspended

UGR < 19 | DALI 2 ADDR. | 220-240V

SYSTEM POWER	COLOUR TEMP.	LUMINOUS FLUX	ORDER CODE
85 W	3000 K	10220 lm	0 7 2 - 8 2 7 6
	4000 K	10860 lm	

LIGHT DISTRIBUTION

opal

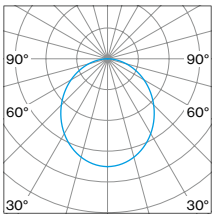

direct

microprismatic

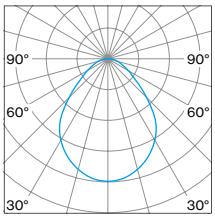

direct

Order options

MATERIAL COLOUR

white	7
black	8



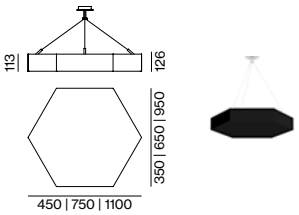

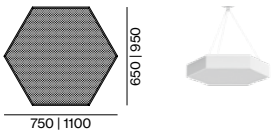

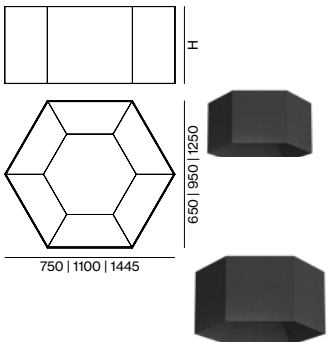

Acoustic accessories

ACOUSTIC MODULE SUSPENDED

TYPE	ORDER CODE
ACOUSTIC MODULE 350	072-891231
ACOUSTIC MODULE 650	072-891261
ACOUSTIC MODULE 950	072-891271

ACOUSTIC PLATE SUSPENDED

TYPE	ORDER CODE
ACOUSTIC plate 650	072-892261
ACOUSTIC plate 950	072-892271

ABSORBER 650 for HEX-O/ACOUSTIC MODULE 350 suspended

H (mm)	ORDER CODE
340	072-893131

single-mounting not possible

ABSORBER 950 for HEX-O/ACOUSTIC MODULE/PLATE 650 susp.

H (mm)	ORDER CODE
340	072-893161
540	072-894161

single-mounting not possible

ABSORBER 1250 for HEX-O/ACOUSTIC MODULE/PLATE 950 susp.

H (mm)	ORDER CODE
540	072-894171

single-mounting not possible

Sound absorption test

ABSORBER 650 / 340

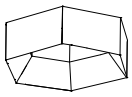

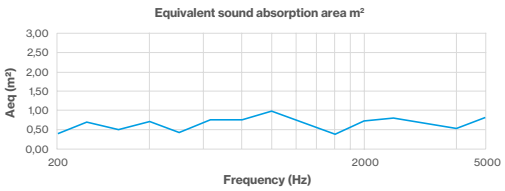

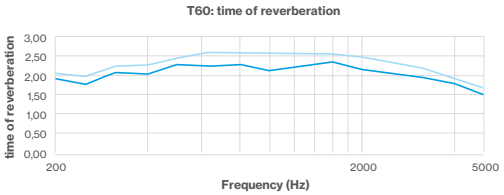

ABSORBER 950 / 340

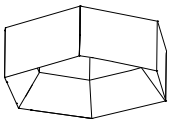

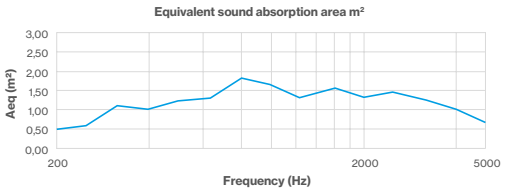

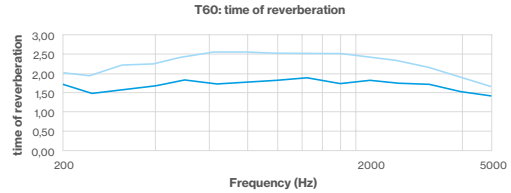

ABSORBER 950 / 540

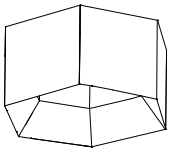

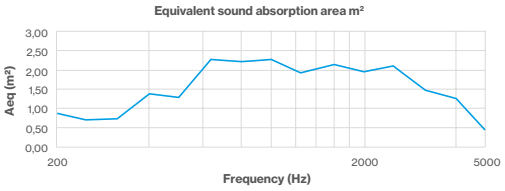

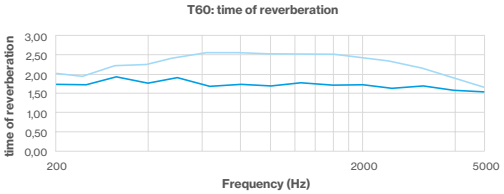

ABSORBER 1250 / 540

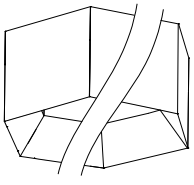

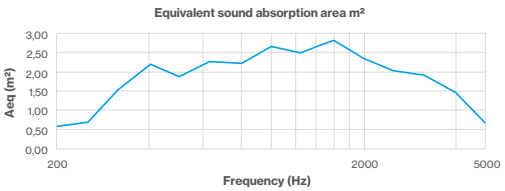

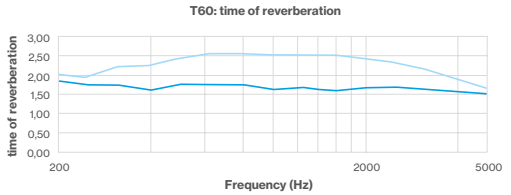

Test engineer: Dipl.-Ing. Johann Payer, ViF Forschungsgesellschaft mbH Graz; single testing in acoustic laboratory

— with Absorber
without Absorber

Inspiration

SWR
Stuttgart, Germany

PRODUCT
HEX-O suspended
HEX-O ACOUSTIC MODULE suspended

ARCHITECT
Ghanai + Heinrich Interiorpartners
Stuttgart, Germany



Inspiration

Cadence

ARCHITECT
Hadas Makov

LIGHTING DESIGN
Orly Avron Alkabetz

PRODUCT
HEX-O surface
HEX-O suspended







GEAR 3
suspended

xal.com/gear-3



Quickinfo

GENERAL

suspended
IP 20
several mounting options

LED

Mid-power LED
up to 108 lm/W
3000 K, 4000 K
CRI ≥ 80
Binning initial ≤ 3 MacAdam

ESTIMATED LED LIFETIME

L80 / 50 000 h

OPTICAL

direct, direct / indirect illumination
PMMA cover opal

ELECTRICAL

DIM DALI
transparent feeder cable

PHYSICAL

aluminium
powder-coated
halogen-free cable (internal wiring)

Description

DE Sternförmiger Leuchtenkörper aus Aluminium, gerolltes Profil, nahtlos verschweißt; Oberfläche weiß, grau, dunkelgrau, schwarz, beige oder dunkelbraun pulverbeschichtet; Pendelleuchte mit 1500 mm Seilabhängung; werkzeuglose Höhenverstellung an der Leuchte; inkl. transparenter Einspeiseleitung oder mit kürzbarer Pendelrohrabhängung (chrom), Einspeiseleitung in Pendelrohr; Deckenbaldachin in Leuchtenform; hochreflektierende Beschichtung für verbesserten Wirkungsgrad; absolut homogen ausgeleuchtete, satinierte PMMA-Abdeckung; optional mit direkt / indirekter Abstrahlcharakteristik für zusätzliche Akzentuierung der Decke und mehr Sehkomfort; energieeffiziente LEDs mit sehr guter Farbwiedergabe; Binning initial ≤ 3 MacAdam; lieferbar in den Lichtfarben 3000 K und 4000 K; CRI ≥ 80; min. 80 % des Lichtstromes nach 50 000 h Lebensdauer; Schutzart IP 20; SK I; DALI-dimmbar

EN Star-shaped light housing made of aluminium, rolled profile, seamlessly welded; surface powder coated in white, grey, dark grey, black, beige or dark brown; Suspended luminaire with 1500 mm cable suspension; with integrated tool-less suspension height adjustment; incl. transparent feed or with height adjustable rod suspension (chrome), feed in rod; ceiling canopy, light shaped; highly reflective coating for improved efficiency; completely homogeneously illuminated, satinised PMMA cover; optional with direct / indirect illumination characteristic for additional emphasis of the ceiling and more visual comfort; energy-efficient LEDs with very good colour rendering; binning initial ≤ 3 MacAdam; available in the light colours 3000 K and 4000 K; CRI ≥ 80; min. 80 % of the luminous flux after 50 000 hours; degree of protection IP 20; PC I; DALI dimmable

Standard configuration

SUSPENSION

cable 1500 mm	2
rod 1000 mm (min. 300 mm)	4

COLOUR TEMPERATURE

3000 K	5

CONTROL

DIM DALI

MATERIAL COLOUR

white	7

7

LIGHT OPTIC COVER

opal

Extended configuration

COLOUR TEMPERATURE

4000 K	6

MATERIAL COLOUR

beige	K
grey	6
dark grey	D
dark brown	N
black	8

K | 6 | D | N | 8

+5 % surcharges

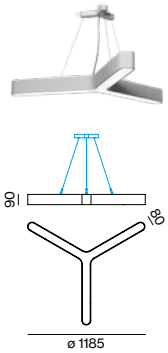

GEAR 3 suspended

DIRECT

1 ADDR. | 220-240 V

SYSTEM POWER	COLOUR TEMP.	LUMINOUS FLUX	ORDER CODE
41 W	3000 K	4230 lm	0 5 8 - 0 2 5 3 O
	4000 K	4430 lm	

LIGHT DISTRIBUTION

opal

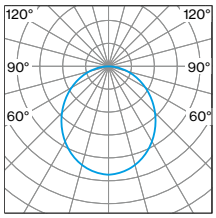

direct

DIRECT / INDIRECT

1 ADDR. | 220-240 V

SYSTEM POWER	COLOUR TEMP.	LUMINOUS FLUX	ORDER CODE
61 W	3000 K	↧ 4230 / ↥ 2160 lm	0 5 8 - 0 3 5 3 O
	4000 K	↧ 4430 / ↥ 2120 lm	

LIGHT DISTRIBUTION

opal

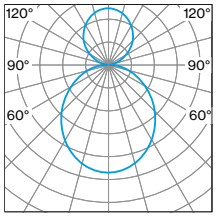

direct / indirect

Inspiration

RWE Exhibition
Nurburgring, Germany

ARCHITECT
D'art Design Gruppe
Neuss, Germany

PRODUCT
GEAR 3 suspended




2010
1970
RWE

Inspiration

University of San Diego
Galbraith Hall, California

PRODUCT
GEAR 3 suspended

ARCHITECT
Kevin deFreitas Architects
San Diego, USA

LIGHTING DESIGN
Syska Hennessy Group, Inc.
San Diego, USA




age

05



MODULARE PROFILLEUCHTENSYSTEME
MODULAR PROFILE LIGHTING SYSTEMS



MOVE IT 25
trimless
438



MOVE IT 25
surface /
suspended
446



MOVE IT 25
suspended
indirect
450



CAVO
trimless
460 new



BASO 40
trim
468 new

BASO 40
trimless
472 new

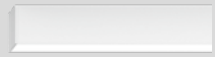

BASO 40
surface /
suspended
476 new



CANYON 60
trim offset
482

CANYON 60
trimless offset
486



FRAME 60
trim
488



FRAME 60 CURVE
trim
490



MINIMAL 60
trimless
496



MINIMAL 60 CURVE
trimless
498



EDGE 60
trimless
504

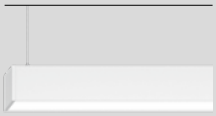

MINO 60
ceiling /
suspended
508



MINO 60 CURVE
ceiling /
suspended
510

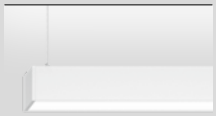

MINO 60
direct / indirect
suspended
516 new



FRAME 100
trim
528



MINIMAL 100
trimless
532

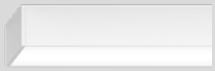

MINO 100
ceiling /
suspended
538



TASK S
suspended
552 new



LENO
trim
560 new



LENO
trimless
564 new

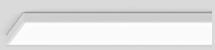

LENO
semi-recessed
568 new

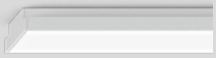

LENO
surface
572 new



LENO
suspended
574 new



LENO GRID 100 / 150
580 / 582 new



CORNER 65
surface
588



TUBO 100
ceiling /
suspended
594



LINEA EVO
wall
602 new



MINO X
608



NANO
lighting solutions
612

MOVE IT 25
system

MOUNTING

RECESSED

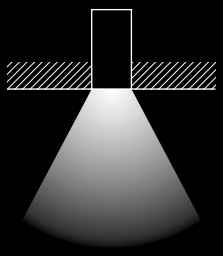

CEILING



SUSPENDED



SUSPENDED INDIRECT

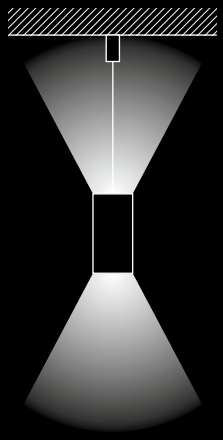

SHAPES

LINEAR



CORNER



NODE



LIGHT DISTRIBUTION

OPAL



SPOT LINE

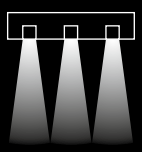

WALLWASHER



SPOTLIGHT



LIGHT DISTRIBUTION CONTROL

non DIM

DIM DALI
single control

ZigBee 3.0
single control

Description

DE Modulares Profilleuchtensystem mit 31mm Breite; hohe Variantenvielfalt für projektspezifische Anforderung; wahlweise als Anbau-, abgehängte (direkte bzw. direkt/indirekte Abstrahlcharakteristik) oder Einbauvariante für den randlosen Einbau in Gipskartondecken; ausgelegt für durchgehende Lichtsysteme, 90° Winkelverbinder für flexiblen Systemaufbau; mit integriertem Stromschienenprofil zur Abnahme der Versorgungsspannung; Lichteinsätze, sowie Strahler- und Pendelleuchten-Einsätze mittels Magnethalter werkzeuglos einsetz- und verschiebbar; lieferbar in der Lichtfarbe 3000 K; wahlweise nicht dimmbar, DALI-dimmbar oder dimmbar als ZigBee 3.0 Variante

EN Modular profile light system with 31mm width; large range of versions for specific project requirements; either as surface mounted, suspended (direct or direct/indirect light distribution) or recessed variant for trimless installation in plasterboard ceilings; designed for continuous lighting systems, 90° angle connectors for flexible system design; with integrated power rail profile for supply voltage feed; lighting modules as well as spotlight and suspended modules can be installed and moved without tools by means of magnetic holders; available in the light colour 3000 K; either non dimmable, DALI dimmable or dimmable as ZigBee 3.0 variant

Overview

	MOVE IT 25 non control	**MOVE IT 25** DIM DALI single control	**MOVE IT 25** ZigBee 3.0 single control
INSTALLATION TRACK			
TRACK 48 V	•		•
TRACK 48 V DALI-BUS		•	
INSET			
JUST 32 FOCUS	•	•	•
JUST 45	•	•	•
JUST 55	•	•	•
SPOT LINE	•	•	•
WALLWASHER	•	•	•
WALLWASHER FLUSH	•	•	•
OPAL HIGH PERFORMANCE	•	•	•
TULA MICRO	•	•	•

MOVE IT 25
trimless
system

xal.com/move-it

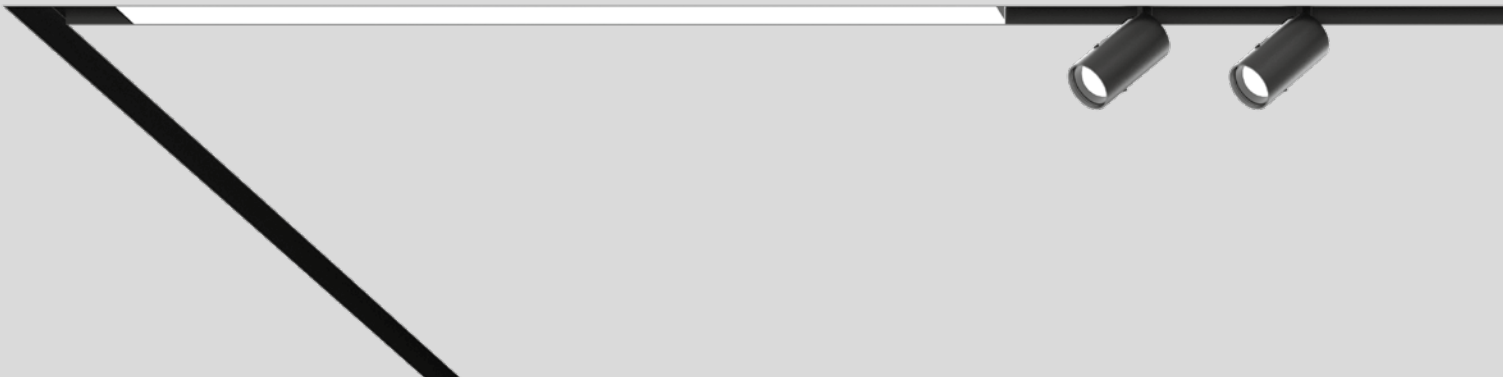

Quickinfo

GENERAL

recessed trimless
IP 20

ELECTRICAL

220-240 V
non DIM, DIM DALI, ZigBee 3.0

PHYSICAL

aluminium
anodised

Description

DE Aluminiumstrangpressprofil mit 28 mm Fugenbreite; geeignet für den randlosen Einbau in Gipskartondecken mit 12,5mm Deckenstärke; geeignet für Wand- oder Deckenmontage; ausgelegt für durchgehende Lichtsysteme, 90° Winkelverbinder für flexiblen Systemaufbau; mit integriertem Stromschienenprofil für Abnahme von Versorgungsspannung und DALI Signal; Oberfläche schwarz eloxiert; flexible und werkzeuglose Montage der Einsätze durch Magnethalterung; maximal 3 interne Konverter in einem System verwendbar; Schutzart IP 20; SK I; wahlweise nicht dimmbar, DALI- oder ZigBee 3.0-Steuerung

EN Extruded aluminium profile with 28 mm width groove; suitable for trimless installation in plasterboard ceilings with 12.5mm ceiling thickness; suitable for wall or ceiling mounting; designed for continuous lighting systems, 90° angle connectors for flexible system design; with integrated power track profile for take off of supply voltage and DALI signal; surface anodised black; can be installed flexibly and without tools by means of magnetic holders; a maximum of 3 internal converters can be used in one system; degree of protection IP 20; PC I; either non dimmable, DALI or ZigBee 3.0 control

SPOTLIGHT INSETS

page 455



LINEAR INSETS

page 457



Features



adjustable beam angle 17°–43° (FOCUS)



optical accessories (max. 1 pc.) on request

Standard configuration

CONTROL

non DIM	1
ZigBee 3.0 single control	1
DIM DALI single control	3

MATERIAL COLOUR

black



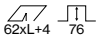

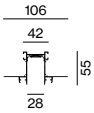

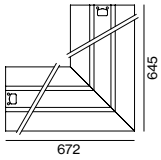





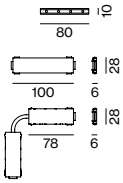

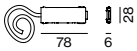

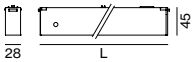

MOVE IT 25 trimless

order installation track, light insets (page 455, 457) + mounting accessories separately

SINGLE | zigbee 3.0 | 48V

INSTALLATION TRACK

L (mm)		ORDER CODE
610	channel	050-420208
1210	channel	050-420408
2410	channel	050-420808
672x645	channel corner* 90°	050-420108
661x661	channel corner* ceiling to wall 90°	050-420118
custom cut	channel non DIM, ZigBee 3.0 single	E83030····8
custom cut	channel DIM DALI single control	E83040····8

*corner incl. electrical connector set

Accessories

END CAPS (pair)

TYPE	ORDER CODE
end caps	050-42000008

BLIND COVER

L (mm)	
1210	050-40040088
2410	050-40080088
custom cut	E83000····8B

blind cover can be shortened as desired

CONNECTOR SET

TYPE	ORDER CODE
mechanical linear connector (pair)	050-20111110
linear (non DIM, ZigBee 3.0, DIM DALI)	050-20311130
linear flexible	050-20321⇕0

POWER FEEDER UNIT

TYPE	ORDER CODE
non DIM, ZigBee 3.0 single control	050-20201100
DIM DALI single control	050-20201300

2x2,5mm² / 2x2,5 + 2x0,5mm² / cable length 500mm

CONVERTER BUILT-IN TRACK supply 220-240V AC, 48V, 50-60Hz, ENEC approved, incl. feeder cable 2000mm

TYPE	L·W·H (mm)	ORDER CODE
75W start / ZigBee 3.0 / non DIM	450·45·25	002-62136
60W run / ZigBee 3.0 / non DIM	450·45·25	002-62137

75W converter for single use
60W converter for cascading use (maximum 3 units)

CONVERTER EXTERN supply 220-240V AC, 48V, 50-60Hz

TYPE	L·W·H (mm)	ORDER CODE
60W	163·43·32	002-62133
150W	222·68·39	002-60156
320W	252·90·44	002-60320

DALI SELV DEVICE

TYPE	ORDER CODE
control unit	050-2061130

necessary to create DALI selv signal

Inspiration

Jewelery + Optical Store
Ludwigsburg, Germany

PRODUCT
MOVE IT 25 trimless system

ARCHITECT
Ippolito Fleitz Group -
Identity Architects
Stuttgart, Germany







Inspiration

Weingut Kaufmann
Hattenheim, Germany

PRODUCT
MOVE IT 25 trimless system

ARCHITECT
Friedrich Spitzbart GmbH
Laakirchen, Austria







Inspiration

Kallos Gallery
London, United Kingdom

LIGHTING DESIGN
CB Lighting

PRODUCT
MOVE IT 25 trimless system





MOVE IT 25
surface / suspended system

xal.com/move-it



Quickinfo

GENERAL

surface, suspended
IP 20

ELECTRICAL

220-240 V
non DIM, DIM DALI, ZigBee 3.0
transparent feeder cable

PHYSICAL

aluminium
anodised

Description

DE Aluminiumstrangpressprofil mit 28mm Fugenbreite; Anbau- bzw. Pendelleuchte mit 1500 mm Seilabhängung; werkzeuglose Höhenverstellung an der Leuchte; inkl. transparenter Einspeiseleitung; ausgelegt für durchgehende Lichtsysteme, 90° Winkelverbinder und Knotenverbinder mit bis zu 6 Profilanschlussmöglichkeiten für flexiblen Systemaufbau; mit integriertem Stromschienenprofil für Abnahme von Versorgungsspannung und DALI Signal; Oberfläche schwarz eloxiert; flexible und werkzeuglose Montage der Einsätze durch Magnethalterung; maximal 3 interne Konverter in einem System verwendbar; Schutzart IP 20; SK I; wahlweise nicht dimmbar, DALI- oder ZigBee 3.0-Steuerung

EN Extruded aluminium profile with 28mm width groove; surface mounted or suspended luminaire with 1500 mm cable suspension; with integrated tool-less suspension height adjustment; incl. transparent feed; designed for continuous lighting systems, 90° angle connectors and node connectors with up to 6 profile connection options for flexible system design; with integrated power track profile for take off of supply voltage and DALI signal; surface anodised black; can be installed flexibly and without tools by means of magnetic holders; a maximum of 3 internal converters can be used in one system; degree of protection IP 20; PC I; either non dimmable, DALI or ZigBee 3.0 control

SPOTLIGHT INSETS

page 455



LINEAR INSETS

page 457



Features



adjustable beam angle 17°–43° (FOCUS)



optical accessories (max. 1 pc.) on request

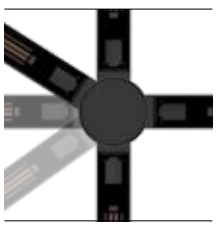

up to 6 node connection options, 60° and 90° angle

Standard configuration

CONTROL

non DIM	1
ZigBee 3.0 single control	1
DIM DALI single control	3

MATERIAL COLOUR

black	8

8

Extended configuration

MATERIAL COLOUR

white/black	P

P

+20 % surcharges



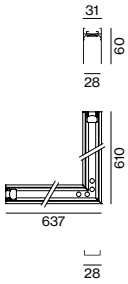

MOVE IT 25 surface / suspended

order installation track, light insets (page 455, 457) + mounting accessories separately

SINGLE | zigbee 3.0 | 48V

INSTALLATION TRACK

L (mm)		ORDER CODE
610	channel	050-430220
1210	channel	050-430440
2410	channel	050-430880
637x610	channel corner* 90°	050-430110
661x661	channel corner* ceiling to wall 90°	050-430111
custom cut	channel non DIM, ZigBee 3.0 single	E83050
custom cut	channel DIM DALI single control	E83060
1210	blind cover	050-400400 8
2410	blind cover	050-400800 8
custom cut	blind cover	E83000 8B

*corner incl. electrical connector set

Accessories



END CAPS

TYPE	ORDER CODE
end caps (pair)	050-430000

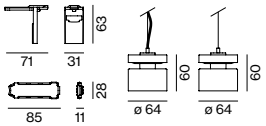

NODE CONNECTOR

TYPE	ORDER CODE
node connector 1500 mm cable suspension	050-203130
node connector incl. feeder 1500 mm cable susp.	050-202230
node end cap* incl. connector	050-430010

*order for every node connection (channel to node) 1 end cap

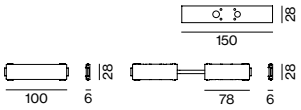

CONNECTOR SET

TYPE	ORDER CODE
mechanical linear connector surface	050-201121 0
mechanical linear connector suspended	050-201131 0
linear (non DIM, ZigBee 3.0, DIM DALI)	050-203113 0
linear flexible	050-203211 0

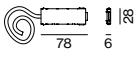

POWER FEEDER UNIT

TYPE	ORDER CODE
non DIM, ZigBee 3.0 single control	050-202211 0
DIM DALI single control	050-202213 0

2x2,5mm² / 2x2,5 + 2x0,5 mm² / cable length 2000 mm

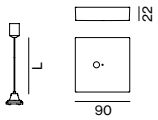

CEILING FASTENER / CABLE SUSPENSION / CANOPY

TYPE	L (mm)	ORDER CODE
ceiling fastener aluminium	10	050-204111 0
cable susp. (use every 1200 mm)	1500	005-215211 0
canopy white		005-231121 7
canopy black		005-231121 8

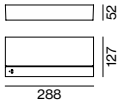

CONVERTER SURFACE supply 220-240 V AC, 48 V, 50-60 Hz

TYPE	L·W·H (mm)	ORDER CODE
60 W	288·127·55	050-205511 8
150 W	288·127·55	050-205521 8
320 W	288·127·55	050-205531 8

CONVERTER EXTERN supply 220-240 V AC, 48 V, 50-60 Hz

TYPE	L·W·H (mm)	ORDER CODE
60 W	163·43·32	002-621 33
150 W	222·68·39	002-601 56
320 W	252·90·44	002-603 20

DALI SELV DEVICE

TYPE	ORDER CODE
control unit	050-206113 0

necessary to create DALI selv signal

Inspiration

Maggi Kochstudio
Frankfurt, Germany

LIGHTING DESIGN
Notholt Lightingdesign
Hamburg, Germany

ARCHITECT
Seel Bobsin Partner
Design-Konzeptionen
Hamburg, Germany

PRODUCT
MOVE IT 25 suspended system







MOVE IT 25
suspended indirect system

xal.com/move-it



Quickinfo

GENERAL

suspended
IP 20

LED

Mid-power LED
up to 109 lm/m
3000 K
CRI ≥ 80
Binning initial ≤ 3 MacAdam

ESTIMATED LED LIFETIME

L80 / 50 000 h

OPTICAL

indirect illumination
PMMA cover opal

ELECTRICAL

220-240 V
non DIM, DIM DALI, ZigBee 3.0
transparent feeder cable

PHYSICAL

aluminium
anodised

SPOTLIGHT INSETS

page 455



LINEAR INSETS

page 457



Description

DE Aluminiumstrangpressprofil mit 28mm Fugenbreite; Pendelleuchte mit 1500 mm Seilabhängung; werkzeuglose Höhenverstellung an der Leuchte; inkl. transparenter Einspeiseleitung; ausgelegt für durchgehende Lichtsysteme, 90° Winkelverbinder und Knotenverbinder mit bis zu 6 Profilanschlussmöglichkeiten für flexiblen Systemaufbau; mit indirekter Lichtkomponente für zusätzliche Akzentuierung der Decke; Indirektlichtanteil mit opaler Abdeckung abgedeckt; mit integriertem Stromschienenprofil für Abnahme von Versorgungsspannung und DALI Signal; Oberfläche schwarz eloxiert; flexible und werkzeuglose Montage der Einsätze durch Magnethalterung; maximal 3 interne Konverter in einem System verwendbar; Binning initial ≤ 3 MacAdam; lieferbar in der Lichtfarbe 3000 K; CRI ≥ 80; min. 80 % des Lichtstromes nach 50 000 h Lebensdauer Schutzart IP 20; SK I; wahlweise nicht dimmbar, DALI- oder ZigBee 3.0-Steuerung

EN Extruded aluminium profile with 28mm width groove; suspended luminaire with 1500 mm cable suspension; with integrated tool-less suspension height adjustment; incl. transparent feed; designed for continuous lighting systems, 90° angle connectors and node connectors with up to 6 profile connection options for flexible system design; with indirect light component for additional accentuation of the ceiling; Indirect component covered with opal cover; with integrated power track profile for take off of supply voltage and DALI signal; surface anodised black; can be installed flexibly and without tools by means of magnetic holders; a maximum of 3 internal converters can be used in one system; binning initial ≤ 3 MacAdam; available in the light colour 3000 K; CRI ≥ 80; min. 80 % of the luminous flux after 50 000 hours; degree of protection IP 20; PC I; either non dimmable, DALI or ZigBee 3.0 control

Features



adjustable beam angle 17°–43° (FOCUS)



optical accessories (max. 1 pc.) on request

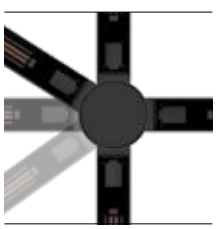

up to 6 node connection options, 60° and 90° angle

Standard configuration

COLOUR TEMPERATURE
3000 K

CONTROL INSTALLATION CHANNEL

non DIM	1
DIM DALI single control	3
ZigBee 3.0 single control	5

CONTROL CONNECTOR SET

non DIM	1
DIM DALI single control	3
ZigBee 3.0 single control	1

MATERIAL COLOUR

black	8

8

Extended configuration

MATERIAL COLOUR

white/black	P

P

+20 % surcharges

Options on request

COLOUR TEMPERATURE
2700 K
4000 K



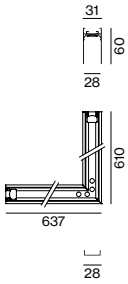



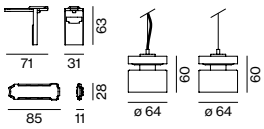

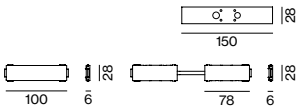



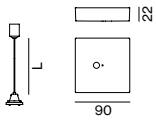



MOVE IT 25 suspended indirect

order installation track, light insets (page 455, 457) + mounting accessories separately

SINGLE · zigbee 3.0 · 48V

INSTALLATION TRACK INDIRECT

L (mm)	SYS. POWER	COLOUR TEMP.	LUM. FLUX	ORDER CODE
610	4,3 W	3000 K	470 lm	0 5 0 - 4 4 0 2 5
1210	8,5 W	3000 K	920 lm	0 5 0 - 4 4 0 4 5
2410	16,9 W	3000 K	1832 lm	0 5 0 - 4 4 0 8 5
637x610 corner*	8,6 W	3000 K	940 lm	0 5 0 - 4 4 0 1 0

*corner incl. electrical connector set

1210	blind cover	0 5 0 - 4 0 0 4 0 0 8
2410	blind cover	0 5 0 - 4 0 0 8 0 0 8
custom cut	blind cover	E 8 3 0 0 0 · · · · 8 B

Accessories

END CAPS

TYPE	ORDER CODE
end caps (pair)	0 5 0 - 4 3 0 0 0 0

NODE CONNECTOR

TYPE	ORDER CODE
node connector 1500 mm cable susp.	0 5 0 - 2 0 3 3 1 3 0
node connector incl. feeder 1500 mm cable susp.	0 5 0 - 2 0 2 2 2 3 0
node end cap* incl. connector	0 5 0 - 4 3 0 0 1 0

*order for every node connection (channel to node) 1 end cap

CONNECTOR SET

TYPE	ORDER CODE
mechanical linear connector suspended	0 5 0 - 2 0 1 1 3 1 0
linear (non DIM, ZigBee 3.0, DIM DALI)	0 5 0 - 2 0 3 1 1 3 0
linear flexible	0 5 0 - 2 0 3 2 1 0

POWER FEEDER UNIT

TYPE	ORDER CODE
non DIM, ZigBee 3.0 single control	0 5 0 - 2 0 2 2 1 1 0
DIM DALI single control	0 5 0 - 2 0 2 2 1 3 0

2x2,5mm² / 2x2,5 + 2x0,5 mm² / cable length 2000 mm

CEILING FASTENER / CABLE SUSPENSION / CANOPY

TYPE	L (mm)	ORDER CODE
ceiling fastener aluminium	10	0 5 0 - 2 0 4 1 1 1 0
cable susp. (use every 1200 mm)	1500	0 0 5 - 2 1 5 2 1 1 0
canopy white		0 0 5 - 2 3 1 1 2 1 7
canopy black		0 0 5 - 2 3 1 1 2 1 8

CONVERTER SURFACE supply 220-240 V AC, 48 V, 50-60 Hz

TYPE	L·W·H (mm)	ORDER CODE
60 W	288·127·55	0 5 0 - 2 0 5 5 1 1 8
150 W	288·127·55	0 5 0 - 2 0 5 5 2 1 8
320 W	288·127·55	0 5 0 - 2 0 5 5 3 1 8

CONVERTER EXTERN supply 220-240 V AC, 48 V, 50-60 Hz

TYPE	L·W·H (mm)	ORDER CODE
60 W	163·43·32	0 0 2 - 6 2 1 3 3
150 W	222·68·39	0 0 2 - 6 0 1 5 6
320 W	252·90·44	0 0 2 - 6 0 3 2 0

DALI SELV DEVICE

TYPE	ORDER CODE
control unit	0 5 0 - 2 0 6 1 1 3 0

necessary to create DALI selv signal

Inspiration

Office of ENTASIS Architects
Copenhagen, Denmark

ARCHITECT
Christian Cold
Copenhagen, Denmark

LIGHTING DESIGN
Christian Cold / anker & co
Copenhagen, Denmark

PRODUCT
MOVE IT 25 suspended system




DELL



MOVE IT 25
spotlight insets

Standard configuration

COLOUR TEMPERATURE
3000 K

CONTROL

non DIM*	1
DIM DALI single control	3
ZigBee 3.0 single control	5

*not for JUST 45 super spot 8° + JUST 55

MATERIAL COLOUR
black

LED LENS JUST 45

super spot 8°	V
medium 23°	M

BEAM ANGLE JUST 55

super spot 6° (only 9 W)	V
spot 14°	S
medium 23°	M
flood 36°	F

Options on request

COLOUR TEMPERATURE
2700 K
4000 K

MATERIAL COLOUR
white

OPTICAL ACCESSORIES
elliptical sculpture foil
snoot
colour filter (red, blue, green, etc.)
only for JUST 32 FOCUS

Features



adjustable beam angle 17°–43° (FOCUS)



optical accessories (max. 1 pc.)



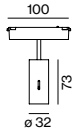

JUST 32 FOCUS 17–43°

CRI > 90 | DALI SINGLE | zigbee 3.0 | 48V | HOT PLUG SAFE | FLICKER FREE

SYSTEM POWER	COLOUR TEMP.	LUM. FLUX	ORDER CODE
8 W	3000 K	390 lm	0 5 0 - 0 1 1 1 5 ≑ 8

LIGHT DISTRIBUTION

min. angle 17°

h (m)	E (lx)	ø (m)
1	2447	0,30
2	611	0,59
3	271	0,89
4	152	1,19
5	97	1,49

max. angle 43°

h (m)	E (lx)	ø (m)
1	704	0,80
2	176	1,59
3	78	2,39
4	44	3,18
5	28	3,98



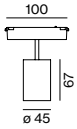

JUST 45

CRI > 90 | DALI SINGLE | zigbee 3.0 | 48V | HOT PLUG SAFE | FLICKER FREE

SYSTEM POWER	COLOUR TEMP.	LUM. FLUX	ORDER CODE
6 W	3000 K	330 lm	0 5 0 - 0 1 3 1 5 ≑ 8 V
10 W	3000 K	730 lm	0 5 0 - 0 1 3 1 5 ≑ 8 M

LIGHT DISTRIBUTION

super spot 8°

h (m)	E (lx)	ø (m)
1	11639	ø 0,14
2	2909	ø 0,28
3	1293	ø 0,42
4	727	ø 0,56
5	465	ø 0,70

medium 23°

h (m)	E (lx)	ø (m)
1	3387	0,40
2	846	0,81
3	376	1,21
4	211	1,61
5	135	2,02



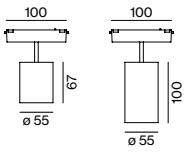

JUST 55

CRI > 90 | DALI SINGLE | zigbee 3.0 | 48V | HOT PLUG SAFE | FLICKER FREE

SYSTEM POWER	COLOUR TEMP.	LUM. FLUX	ORDER CODE
9 W	3000 K	600 lm	0 5 0 - 0 1 4 1 5 ≑ 8 V
15 W	3000 K	1090 lm	0 5 0 - 0 1 4 1 5 ≑ 8 ▲
30 W	3000 K	2090 lm	0 5 0 - 0 1 4 2 5 ≑ 8 ▲

LIGHT DISTRIBUTION for 15 W, 3000 K

super spot 6°

h (m)	E (lx)	ø (m)
1	22562	ø 0,11
2	5640	ø 0,21
3	2506	ø 0,32
4	1410	ø 0,43
5	902	ø 0,53

spot 14°

h (m)	E (lx)	ø (m)
1	12980	0,25
2	3245	0,50
3	1442	0,75
4	811	1,00
5	519	1,25

medium 23°

h (m)	E (lx)	ø (m)
1	5655	0,40
2	1414	0,80
3	628	1,20
4	353	1,60
5	226	2,00

Optical accessories

HONEYCOMB LOUVER

TYPE	Ø·H (mm)	ORDER CODE
JUST 32 FOCUS	30·4	0 0 7 - 1 9 6 5 1 6 8
JUST 45	42·3	0 0 7 - 1 9 6 5 1 8 8
JUST 55	50·3	0 0 7 - 1 9 6 5 1 9 8



MOVE IT 25
linear insets

Standard configuration

COLOUR TEMPERATURE
3000 K

CONTROL

non DIM	1
DIM DALI single control	3
ZigBee 3.0 single control	5

TULA MICRO MATERIAL COLOUR

chrome	4
white	7
black	8

4 | 7 | 8

Options on request

COLOUR TEMPERATURE
2700 K
4000 K

LIGHT DISTRIBUTION

spot line

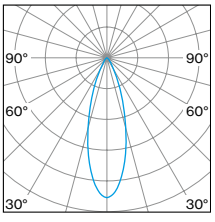

wallwasher

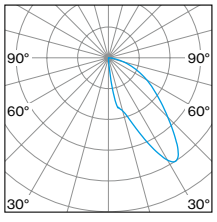

wallwasher flush

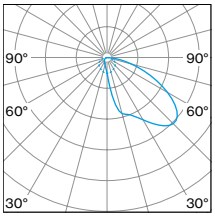

opal high performance

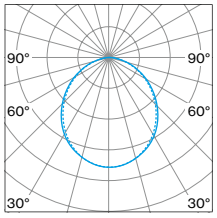



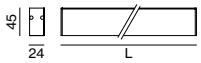

INSET 25 SPOT LINE

CRI >90 | DALI SINGLE | zigbee 3.0 | 48V | HOT PLUG SAFE | FLICKER FREE

SYS. POWER	COLOUR TEMP.	LUM. FLUX	L (mm)	ORDER CODE
6 × 1,2 W	3000 K	480 lm	305	0 5 0 - 0 2 2 1 5 ◆ 8 M
12 × 1,2 W	3000 K	960 lm	605	0 5 0 - 0 2 2 2 5 ◆ 8 M



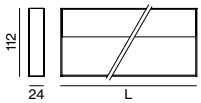

INSET 25 WALLWASHER

CRI >90 | DALI SINGLE | 48V | HOT PLUG SAFE | FLICKER FREE

SYS. POWER	COLOUR TEMP.	LUM. FLUX	L (mm)	ORDER CODE
13 W	3000 K	1100 lm	450	0 5 0 - 0 2 3 2 5 3 8 A



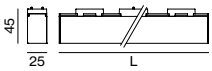

INSET 25 WALLWASHER FLUSH

CRI >90 | DALI SINGLE | zigbee 3.0 | 48V | HOT PLUG SAFE | FLICKER FREE

SYS. POWER	COLOUR TEMP.	LUM. FLUX	L (mm)	ORDER CODE
5 W	3000 K	300 lm	305	0 5 0 - 0 2 1 1 5 ◆ 8 A
11 W	3000 K	590 lm	605	0 5 0 - 0 2 1 2 5 ◆ 8 A
19 W	3000 K	1180 lm	1205	0 5 0 - 0 2 1 4 5 ◆ 8 A
36 W	3000 K	2360 lm	2405	0 5 0 - 0 2 1 8 5 ◆ 8 A



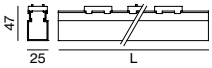

INSET 25 OPAL HIGH PERFORMANCE

CRI >90 | DALI SINGLE | zigbee 3.0 | 48V | HOT PLUG SAFE | FLICKER FREE

SYS. POWER	COLOUR TEMP.	LUM. FLUX	L (mm)	ORDER CODE
5 W	3000 K	440 lm	305	0 5 0 - 0 2 1 1 5 ◆ 8 H
10 W	3000 K	880 lm	605	0 5 0 - 0 2 1 2 5 ◆ 8 H
18 W	3000 K	1770 lm	1205	0 5 0 - 0 2 1 4 5 ◆ 8 H
36 W	3000 K	3530 lm	2405	0 5 0 - 0 2 1 8 5 ◆ 8 H



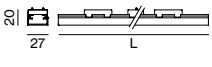

INSET 25 OPAL HIGH PERFORMANCE CANYON

CRI >90 | DALI SINGLE | zigbee 3.0 | 48V | HOT PLUG SAFE | FLICKER FREE

SYS. POWER	COLOUR TEMP.	LUM. FLUX	L (mm)	ORDER CODE
5 W	3000 K	440 lm	305	0 5 0 - 1 2 1 1 5 ◆ 8 H
10 W	3000 K	880 lm	605	0 5 0 - 1 2 1 2 5 ◆ 8 H
18 W	3000 K	1770 lm	1205	0 5 0 - 1 2 1 4 5 ◆ 8 H
36 W	3000 K	3530 lm	2405	0 5 0 - 1 2 1 8 5 ◆ 8 H





INSET 25 TULA MICRO

CRI >90 | DALI SINGLE | zigbee 3.0 | 48V | HOT PLUG SAFE | FLICKER FREE

SYS. POWER	COLOUR TEMP.	LUM. FLUX	L (mm)	ORDER CODE
9 W	3000 K	325 lm	500	0 5 0 - 0 1 9 1 5 ◆ M

CAVO
system

MOUNTING

RECESSED

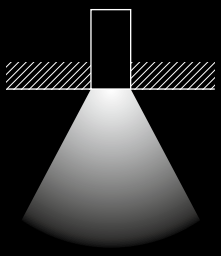

SHAPES

LINEAR



CORNER



LIGHT DISTRIBUTION

GLOWING



SPOTLIGHT



CONTROL

non DIM
3000 K

DIM DALI
3000 K

Description

DE Modulares Profilleuchtensystem mit 110 mm breitem, sichtbarem Ausschnitt; geeignet für den randlosen Einbau in Gipskartondecken; ausgelegt für durchgehende Lichtsysteme, 90° Winkelverbinder für flexiblen Systemaufbau; optional: Indirektlichtanteil im Kanal durch beidseitiges Miniatur-Leuchtenprofil; mit beidseitig integriertem Stromschienenprofil zur Abnahme der Versorgungsspannung; Strahler mittels Magnethalter werkzeuglos einsetz- und verschiebbar; lieferbar in der Lichtfarbe 3000 K; wahlweise nicht dimmbar oder DALI-dimmbar

EN Modular profile luminaire system with 110 mm wide, visible opening; for trimless installation in plasterboard ceilings; designed for continuous lighting systems, 90° angle connectors for flexible system design; optional: Indirect component in the channel through miniature luminaire profile on both sides; with integrated power rail profile on both sides for supply voltage feed; spotlight can be installed and moved without tools by means of magnetic holders; available in the light colour 3000 K; optionally non-dimmable or DALI dimmable

	CAVO installation channel	**CAVO** installation channel with glowing
		
INSET JUST 32 FOCUS		
non DIM	•	•
DIM DALI	•	•
INSET JUST 45		
non DIM	•	•
DIM DALI	•	•
INSET JUST 55		
non DIM	•	•
DIM DALI	•	•

CAVO
trimless
system

xal.com/cavo





Quickinfo

GENERAL
recessed trimless
IP 20
patent pending

LED
up to 1090 lm
3000 K
CRI ≥ 90

ESTIMATED LED LIFETIME
L80 / 50 000 h

OPTICAL
direct illumination
beam angle 6°, 14°, 23°, 36°, 17–43°

ELECTRICAL
220–240 V, 48 V
non DIM, DIM DALI

PHYSICAL
aluminium
powder-coated
housing: glow, no glow

SPOTLIGHT INSETS
page 462



Description

DE Aluminiumstrangpressprofil mit 110 mm breitem, sichtbarem Ausschnitt; geeignet für den randlosen Einbau in Gipskartondecken; mit beidseitig integriertem Stromschienenprofil zur Abnahme der Versorgungsspannung; Strahler mittels Magnethalter werkzeuglos einsetz- und verschiebbar; Strahlerkopf 360° dreh- und 90° schwenkbar; Oberfläche weiß oder schwarz pulverbeschichtet; optional: Indirektlichtanteil im Kanal durch beidseitiges Miniatur-Leuchtenprofil; passive Kühlung der LEDs durch optimierte Kühlkörpergeometrie; mit COB (Chip on Board) Technologie für höchste Effizienz; keine Bildung von Mehrfachschatten; energieeffiziente LEDs mit sehr guter Farbwiedergabe; Binning initial ≤ 3 MacAdam; lieferbar in der Lichtfarbe 3000 K; CRI ≥ 90; min. 80 % des Lichtstromes nach 50 000 h Lebensdauer gute Entblendung durch zurückversetzte Lichtpunktebene; inkl. hochwertiger Linsenoptik; präzise Abstrahlcharakteristik mit verschiedenen Ausstrahlwinkeln; Schutzart IP 20; SK II; Hot Plug-Schutz; optional nicht dimmbar; flimmerfreier Sehkomfort durch analoge Stromstärkenregelung (Minimalwert 1 %)

EN Extruded aluminium profile with 110 mm wide, visible cut-out; for trimless installation in plasterboard ceilings; with integrated power rail profile on both sides for supply voltage feed; spotlight can be installed and moved without tools by means of magnetic holders; spotlight head rotates 360° and tilts 90°; surface powder coated in white or black; optional: Indirect component in the channel through miniature luminaire profile on both sides; passive cooling of LEDs with optimised heat sink geometry; COB (Chip on Board) technology for maximum efficiency; no multiple shadows; energy-efficient LEDs with very good colour rendering; binning initial ≤ 3 MacAdam; available in the light colour 3000 K; CRI ≥ 90; min. 80 % of the luminous flux after 50 000 hours; good glare reduction due to recessed light point plane; incl. high quality lens system; precise radiation characteristics with different beam angles; degree of protection IP 20; PC II; hot plug protection; optional non-dimmable; flicker-free visual comfort through analogue current control (minimum value 1 %)

Features

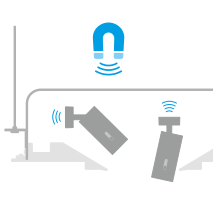

magnetic holders for tool-free mounting



48 V track, plug & play adapter, hot plug safe

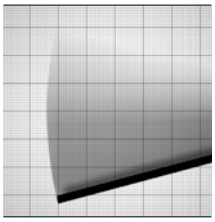

flicker-free dimming (minimum value of 1 %)



optical accessories (maximum 1 piece)

Standard configuration

COLOUR TEMPERATURE
3000 K

CONTROL
DIM DALI single control 3

MATERIAL COLOUR
white 7
black 8

7 | 8

Extended configuration

CONTROL
non DIM 1

Options on request

CONTROL
ZigBee 3.0 single control

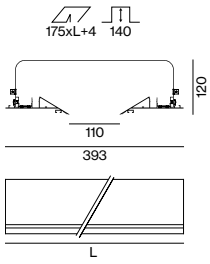

CAVO trimless

order installation track, spotlights (page 462) + mounting accessories separately

SINGLE | 220-240V

INSTALLATION TRACK

for installation in plasterboard ceilings 12,5 mm
9,5 kg/m, 4 suspension points/m

L (mm)	L·W·H (mm)	ORDER CODE
500	500·330·120	049-98020
1500	1500·330·120	049-98040
2500	2500·330·120	049-98060
custom cut	xxx·330·120	on request

INSTALLATION TRACK WITH GLOWING (3000 K)

for installation in plasterboard ceilings 12,5 mm
9,5 kg/m, 4 suspension points/m

L (mm)	SYSTEM POWER	L·W·H (mm)	ORDER CODE
500	7,2 W	500·330·120	049-98225 7
1500	21,6 W	1500·330·120	049-98245 7
2500	36 W	2500·330·120	049-98265 7
custom cut	14,4 W/m	xxx·330·120	on request

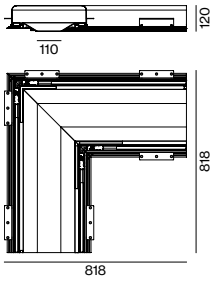

Accessories

CORNER CONNECTOR 90°

L (mm)	L·W·H (mm)	ORDER CODE
818 × 818	818·818·120	049-98100

CORNER CONNECTOR 90° WITH GLOWING (3000 K)

L (mm)	SYSTEM POWER	L·W·H (mm)	ORDER CODE
818 × 818	18 W	818·818·120	049-98305 7

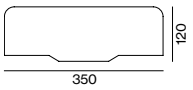

END CAPS

TYPE	ORDER CODE
end caps without inspection opening	049-989001
end caps with inspection opening	049-989002



LINEAR CONNECTOR SET 48V, electrical + mechanical

TYPE	ORDER CODE
linear connector set (pair)	049-989711

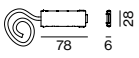

POWER FEEDER UNIT

TYPE	ORDER CODE
non DIM	050-2020110
DIM DALI single control	050-2020130

2x1,5mm² / 2x1,5 + 2x0,5 mm² / cable length 500 mm
in case of two-sided power line 2 feeder required
in case of glowing 2 feeder required

POWER SUPPLY 48 V, supply 220–240 V AC, 50–60 Hz

TYPE	L·W·H (mm)	ORDER CODE
100 W	223·60·39	002-60105
150 W	222·68·39	002-60156
240 W	244·68·39	002-60240
320 W	252·90·44	002-60320

further power supplies on request

Technical data

POWER SUPPLY CALCULATOR per meter

TYPE	SYSTEM POWER
inst. track with glowing	14,4 W/m
inst. track with glowing + max. 6 spotlights	104,4 W/m
inst. track without glowing + max. 6 spotlights	90 W/m

use the calculator for custom cut planning

DALI SELV DEVICE

TYPE	ORDER CODE
control unit	050-2061130

necessary to create DALI self signal

Standard configuration

COLOUR TEMPERATURE
3000 K

CONTROL
DIM DALI 3

MATERIAL COLOUR
white 7
black 8

7 | 8

BEAM ANGLE
medium 23° M

Extended configuration

CONTROL
non DIM 1

BEAM ANGLE
super spot 6° (only 9 W) V
spot 14° S
flood 36° F

Options on request

COLOUR TEMPERATURE
1800–3000 K CWD

CONTROL
ZigBee 3.0

REFLECTOR
super spot 8°

OPTICAL ACCESSORIES
elliptical sculpture foil
snoot
colour filter (red, blue, green, etc.)
only for JUST 32 FOCUS

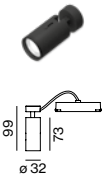

JUST 32 FOCUS 17–43°

CRI > 90 | DALI SINGLE | 48V | HOT PLUG SAFE | FLICKER FREE

SYSTEM POWER	COLOUR TEMP.	LUMINOUS FLUX	ORDER CODE
8 W	3000 K	390 lm	049-92115

LIGHT DISTRIBUTION

min. angle 17°

h (m)	E (lx)	ø (m)
1	2447	0,30
2	611	0,59
3	271	0,89
4	152	1,19
5	97	1,49

max. angle 43°

h (m)	E (lx)	ø (m)
1	704	0,80
2	176	1,59
3	78	2,39
4	44	3,18
5	28	3,98

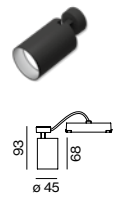

JUST 45

CRI > 90 | DALI SINGLE | 48V | HOT PLUG SAFE | FLICKER FREE

SYSTEM POWER	COLOUR TEMP.	LUMINOUS FLUX	ORDER CODE
10 W	3000 K	730 lm	049-93025 M

LIGHT DISTRIBUTION

medium 23°

h (m)	E (lx)	ø (m)
1	3387	0,40
2	846	0,81
3	376	1,21
4	211	1,61
5	135	2,02

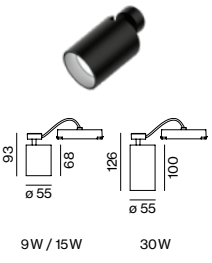

JUST 55

CRI > 90 | DALI SINGLE | 48V | HOT PLUG SAFE | FLICKER FREE

SYSTEM POWER	COLOUR TEMP.	LUMINOUS FLUX	ORDER CODE
9 W	3000 K	600 lm	049-94005 3 V
15 W	3000 K	1090 lm	049-94005 3
30 W	3000 K	2090 lm	049-94015 3

LIGHT DISTRIBUTION for 15 W, 3000 K

super spot 6°

h (m)	E (lx)	ø (m)
1	22562	ø 0,11
2	5640	ø 0,21
3	2506	ø 0,32
4	1410	ø 0,43
5	902	ø 0,53

spot 14°

h (m)	E (lx)	ø (m)
1	12980	0,25
2	3245	0,50
3	1442	0,75
4	811	1,00
5	519	1,25

medium 23°

h (m)	E (lx)	ø (m)
1	5655	0,40
2	1414	0,80
3	628	1,20
4	353	1,60
5	226	2,00

Optical accessories

HONEYCOMB LOUVER

TYPE	Ø·H (mm)	ORDER CODE
JUST 32 FOCUS	30·4	007-1965168
JUST 45	42·3	007-1965188
JUST 55	50·3	007-1965198

Inspiration

Private Residence
Visualisation

PRODUCT
CAVO trimless system
JUST 32 focus

CAVO square
JUST 45



Inspiration

Private Residence
Graz, Austria

ARCHITECT
GSarchitects
Graz, Austria

PRODUCT
CAVO trimless system
JUST 45







BASO 40
system

MOUNTING

RECESSED

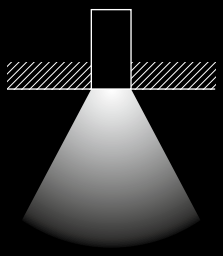

CEILING



SUSPENDED



SHAPES

LINEAR



CORNER



LIGHT DISTRIBUTION

OPAL



WALLWASHER



CONTROL

non DIM
3000K / 4000K

DIM DALI
3000K / 4000K

Description

DE Modulares Profilleuchtensystem mit 38 mm breitem Lichtaustritt; wahlweise als Anbau-, abgehängte oder Einbauvariante (randlos oder mit umlaufendem Rand); ausgelegt für durchgehende Lichtsysteme, 90° Winkelverbinder für flexiblen Systemaufbau; Leuchtenprofil mit vormontierter Konvertereinheit für Montage vorab montierbar; Lichteinsatz werkzeuglos montierbar; HPO (High Performance Opal) Abdeckung für homogene Ausleuchtung; oder mit speziell berechneter, asymmetrischer Linse für homogene vertikale Beleuchtungsstärken; lieferbar in den Lichtfarben 3000 K und 4000 K; wahlweise nicht dimmbar oder DALI-dimmbar

EN Modular profile light system with 38 mm wide light emission; choice of surface mounted, suspended or recessed versions (trimless or with trim); designed for continuous lighting systems, 90° angle connectors for flexible system design; luminaire profile with pre-mounted converter unit for mounting available in advance; lighting insert can be installed without tools; HPO (High Performance Opal) cover for uniform illumination; or with specially computed, asymmetrical lens for homogeneous vertical lighting intensity; available in the light colours 3000 K and 4000 K; optionally non-dimmable or DALI dimmable

Overview

	BASO 40 trim recessed	**BASO 40** trimless recessed	**BASO 40** surface	**BASO 40** suspended
	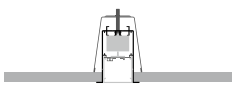	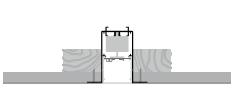	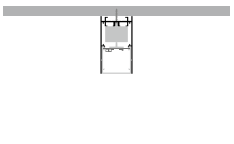	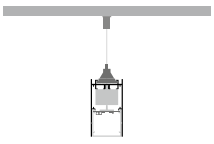
INSET + COVER				
opal high performance	•	•	•	•
wallwasher	•	•	•	•

BASO 40
trim
system

xal.com/baso



Quickinfo

GENERAL

recessed
IP 20
opt. concrete installation housing

LED

Mid-power LED
up to 2345 lm/m
up to 102 lm/W
3000 K, 4000 K
CRI ≥ 80
Binning initial ≤ 3 MacAdam

ESTIMATED LED LIFETIME

L80 / 50 000 h

OPTICAL

direct illumination
PMMA cover opal
asymmetric illumination

ELECTRICAL

non DIM, DIM DALI

PHYSICAL

aluminium
powder-coated
halogen-free cable

BASO 40
trim
page 55



CONCRETE HOUSING
page 546



Description

DE Leuchtenkörper aus Aluminiumstrangpressprofil mit 38 mm breitem Lichtaustritt; Einbauleuchte mit umlaufendem Rand; ausgelegt für durchgehende Lichtsysteme; geeignet für Deckenstärken von 8-20 mm; Oberfläche weiß pulverbeschichtet; Leuchtenprofil mit vormontierter Konvertereinheit für Montage vorab montierbar; Lichteinsatz werkzeuglos montierbar; HPO (High Performance Opal) Abdeckung für homogene Ausleuchtung; oder mit speziell berechneter, asymmetrischer Linse für homogene vertikale Beleuchtungsstärken; energieeffiziente LEDs mit sehr guter Farbwiedergabe; Binning initial ≤ 3 MacAdam; lieferbar in den Lichtfarben 3000 K und 4000 K; CRI ≥ 80; min. 80 % des Lichtstromes nach 50 000 h Lebensdauer; Schutzart IP 20; SK I; optional nicht dimmbar

EN Luminaire housing from extruded aluminium profile with 38 mm wide light exit; Recessed luminaire with trim; designed for continuous lighting systems; suitable for ceiling thickness of 8-20 mm; surface white powder coated; luminaire profile with pre-mounted converter unit for mounting available in advance; lighting insert can be installed without tools; HPO (High Performance Opal) cover for uniform illumination; or with specially computed, asymmetrical lens for homogeneous vertical lighting intensity; energy-efficient LEDs with very good colour rendering; binning initial ≤ 3 MacAdam; available in the light colours 3000 K and 4000 K; CRI ≥ 80; min. 80 % of the luminous flux after 50 000 hours; degree of protection IP 20; PC I; optional non-dimmable

Features



high-quality aluminium frame



asymmetric lens

Standard configuration

COLOUR TEMPERATURE
3000 K 5

CONTROL
DIM DALI 3

MATERIAL COLOUR
white

LIGHT OPTIC COVER
opal high performance

Extended configuration

COLOUR TEMPERATURE
4000 K 6

CONTROL
non DIM 1

LIGHT OPTIC LENS
asymmetric lens (wallwasher)



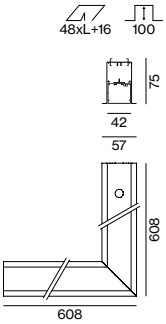

BASO 40 trim

order luminaire + mounting accessories separately

OPAL HIGH PERFORMANCE



SYSTEM POWER	L (mm)	ORDER CODE
14 W	600	045-0422 7H
28 W	1200	045-0424 7H
42 W	1800	045-0426 7H
56 W	2400	045-0428 7H
28 W corner	607x607	045-0461 7H



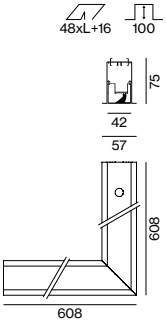

WALLWASHER



SYSTEM POWER	L (mm)	ORDER CODE
14 W	600	045-0422 7A
28 W	1200	045-0424 7A
41 W	1800	045-0426 7A
55 W	2400	045-0428 7A
28 W corner outer beam	607x607	045-0461 7A
28 W corner inner beam	607x607	045-0462 7A

COVER	COLOUR TEMP.	SYSTEM POWER	DELIVERED LUMENS	EFFICACY
opal high performance	3000 K	23 W/m	2150 lm/m	92 lm/W
cover	4000 K		2280 lm/m	98 lm/W
asymmetric	3000 K	23 W/m	2200 lm/m	96 lm/W
cover	4000 K		2341 lm/m	102 lm/W

Accessories

CHANNEL + BLIND COVER

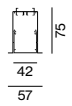

TYPE	L (mm)	ORDER CODE
linear	1200	045-0404007B
linear	2400	045-0408007B
corner connector 90°	607x607	045-0441007B
custom cut		E84120····7B

END CAPS

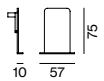

TYPE	ORDER CODE
end caps (pair)	045-0430017

MOUNTING BRACKET 8-20 mm



TYPE	ORDER CODE
1 piece	045-0432010
25 pieces	045-0432010.25

No. of brackets required: system length in [m] +1

LINEAR CONNECTOR

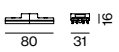

TYPE	ORDER CODE
linear connector (1 piece)	045-0431110
linear connector (10 pieces)	045-0431110.10

THROUGH WIRE

TYPE	ORDER CODE
3 × 1,5 mm² (non DIM, 10 pieces)	004-90003
5 × 1,5 mm² (DIM DALI, 10 pieces)	004-90005

LIGHT DISTRIBUTION

opal high performance

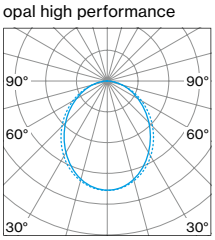

direct

asymmetric

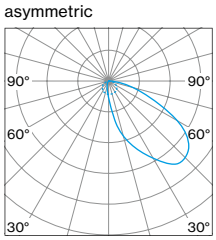

direct

Inspiration

Loisium
Ehrenhausen, Austria

ARCHITECT
Architektur-Consult ZT
Graz, Austria

INTERIOR DESIGN
BEHF
Vienna, Austria

LIGHTING DESIGN
Christian Ploderer
Vienna, Austria

PRODUCT
BASO 40 trim system





BASO 40
trimless system

xal.com/baso



Quickinfo

GENERAL

recessed
IP 20
opt. concrete installation housing

LED

Mid-power LED
up to 2345 lm/m
up to 102 lm/W
3000 K, 4000 K
CRI ≥ 80
Binning initial ≤ 3 MacAdam

ESTIMATED LED LIFETIME

L80 / 50 000 h

OPTICAL

direct illumination
PMMA cover opal
asymmetric illumination

ELECTRICAL

non DIM, DIM DALI

PHYSICAL

aluminium raw
halogen-free cable

BASO 40
trimless
page 73



CONCRETE HOUSING
page 546



Description

DE Leuchtenkörper aus Aluminiumstrangpressprofil mit 38 mm breitem Lichtaustritt; geeignet für den randlosen Einbau in Gipskartondecken; spezielle Randausbildung mit Löchern für bessere Haftung der Spachtelmasse; ausgelegt für durchgehende Lichtsysteme; geeignet für Deckenstärken von 8-20 mm; Oberfläche roh; Leuchtenprofil mit vormontierter Konvertereinheit für Montage vorab montierbar; Lichteinsatz werkzeuglos montierbar; HPO (High Performance Opal) Abdeckung für homogene Ausleuchtung; oder mit speziell berechneter, asymmetrischer Linse für homogene vertikale Beleuchtungsstärken; energieeffiziente LEDs mit sehr guter Farbwiedergabe; Binning initial ≤ 3 MacAdam; lieferbar in den Lichtfarben 3000 K und 4000 K; CRI ≥ 80; min. 80 % des Lichtstromes nach 50 000 h Lebensdauer; Schutzart IP 20; SK I; optional nicht dimmbar

EN Luminaire housing from extruded aluminium profile with 38 mm wide light exit; for trimless installation in plasterboard ceilings; special edge design with perforations for better adhesion of filler; designed for continuous lighting systems; suitable for ceiling thickness of 8-20 mm; surface raw; luminaire profile with pre-mounted converter unit for mounting available in advance; lighting insert can be installed without tools; HPO (High Performance Opal) cover for uniform illumination; or with specially computed, asymmetrical lens for homogeneous vertical lighting intensity; energy-efficient LEDs with very good colour rendering; binning initial ≤ 3 MacAdam; available in the light colours 3000 K and 4000 K; CRI ≥ 80; min. 80 % of the luminous flux after 50 000 hours; degree of protection IP 20; PC I; optional non-dimmable

Features



skimmed into plasterboard ceiling (trimless)



asymmetric lens

Standard configuration

COLOUR TEMPERATURE
3000 K 5

CONTROL
DIM DALI 3

MATERIAL COLOUR
aluminium raw

LIGHT OPTIC COVER
opal high performance

Extended configuration

COLOUR TEMPERATURE
4000 K 6

CONTROL
non DIM 1

LIGHT OPTIC LENS
asymmetric lens (wallwasher)

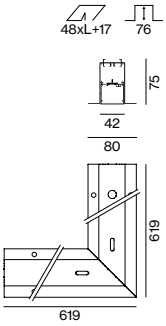

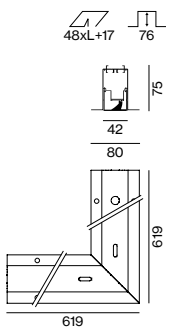

BASO 40 trimless

order luminaire + mounting accessories separately

OPAL HIGH PERFORMANCE

1 ADDR. 220-240V pending CB pending

SYSTEM POWER	L (mm)	ORDER CODE
14 W	600	045-0622 0H
28 W	1200	045-0624 0H
42 W	1800	045-0626 0H
56 W	2400	045-0628 0H
28 W corner	619x619	045-0661 0H

WALLWASHER

1 ADDR. 220-240V pending CB pending

SYSTEM POWER	L (mm)	ORDER CODE
14 W	600	045-0622 0A
28 W	1200	045-0624 0A
41 W	1800	045-0626 0A
55 W	2400	045-0628 0A
28 W corner outer beam	619x619	045-0661 0A
28 W corner inner beam	619x619	045-0662 0A

COVER	COLOUR TEMP.	SYSTEM POWER	DELIVERED LUMENS	EFFICACY
opal high performance	3000 K	23 W/m	2150 lm/m	92 lm/W
cover	4000 K		2280 lm/m	98 lm/W
asymmetric	3000 K	23 W/m	2200 lm/m	96 lm/W
cover	4000 K		2341 lm/m	102 lm/W

Accessories

CHANNEL + BLIND COVER

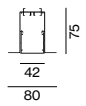

TYPE	L (mm)	ORDER CODE
linear	1200	045-0604007B
linear	2400	045-0608007B
corner connector 90°	619x619	045-0641007B
custom cut		E84130····7B

END CAPS

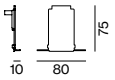

TYPE	ORDER CODE
end caps (pair)	045-0630010

LINEAR CONNECTOR

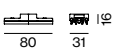

TYPE	ORDER CODE
linear connector (1 piece)	045-0431110
linear connector (10 pieces)	045-0431110.10

THROUGH WIRE

TYPE	ORDER CODE
3 × 1,5 mm² (non DIM, 10 pieces)	004-90003
5 × 1,5 mm² (DIM DALI, 10 pieces)	004-90005

LIGHT DISTRIBUTION

opal high performance

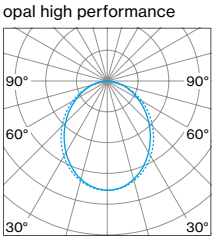

direct

asymmetric

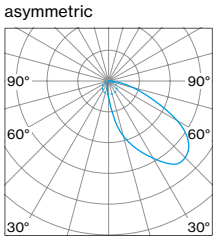

direct

Inspiration

2 Oaks House
Private Residence
Sofia, Bulgaria

PRODUCT
BASO 40 trimless system

ARCHITECT
OBIA architecture studio
Sofia, Bulgaria

LIGHTING DESIGN
Ambitio Ltd.
Sofia, Bulgaria







BASO 40
surface / suspended system

xal.com/baso

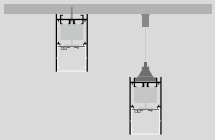

Quickinfo

GENERAL

surface, suspended
IP 20

LED

Mid-power LED
up to 2345 lm/m
up to 102 lm/W
3000 K, 4000 K
CRI ≥ 80
Binning initial ≤ 3 MacAdam

ESTIMATED LED LIFETIME

L80 / 50 000 h

OPTICAL

direct illumination
PMMA cover opal
asymmetric illumination

ELECTRICAL

non DIM, DIM DALI
transparent feeder cable

PHYSICAL

aluminium
powder-coated
halogen-free cable (internal wiring)

BASO 40
surface / suspended
➔ 65 / 77



CONCRETE INSTALLATION HOUSING
➔ page 546



Description

DE Leuchtenkörper aus Aluminiumstrang-pressprofil, kantige Ausführung mit 38 mm breitem Lichtaustritt; keine sichtbaren Schrauben; ausgelegt für durchgehende Lichtsysteme; Oberfläche weiß, grau, dunkelgrau, schwarz, beige oder dunkelbraun pulverbeschichtet; Leuchtenprofil mit vormontierter Konvertereinheit für Montage vorab montierbar; Lichteinsatz werkzeuglos montierbar; Anbau- bzw. Pendelleuchte mit 1500 mm Seilabhängung; werkzeuglose Höhenverstellung an der Leuchte; Befestigung an der Leuchte frei positionierbar; inkl. transparenter Einspeiseleitung; HPO (High Performance Opal) Abdeckung für homogene Ausleuchtung; oder mit speziell berechneter, asymmetrischer Linse für homogene vertikale Beleuchtungsstärken; energieeffiziente LEDs mit sehr guter Farbwiedergabe; Binning initial ≤ 3 MacAdam; lieferbar in den Lichtfarben 3000 K und 4000 K; CRI ≥ 80; min. 80 % des Lichtstromes nach 50 000 h Lebensdauer; Schutzart IP 20; SK I; optional nicht dimmbar

EN Luminaire body from extruded aluminium profile, angular design with 38 mm wide light emission; no visible screws; designed for continuous lighting systems; surface powder coated in white, grey, dark grey, black, beige or dark brown; luminaire profile with pre-mounted converter unit for mounting available in advance; lighting insert can be installed without tools; surface mounted or suspended luminaire with 1500 mm cable suspension; with integrated tool-less suspension height adjustment; freely positioned attachment to the luminaire; incl. transparent feed; HPO (High Performance Opal) cover for uniform illumination; or with specially computed, asymmetrical lens for homogeneous vertical lighting intensity; energy-efficient LEDs with very good colour rendering; binning initial ≤ 3 MacAdam; available in the light colours 3000 K and 4000 K; CRI ≥ 80; min. 80 % of the luminous flux after 50 000 hours; degree of protection IP 20; PC I; optional non-dimmable

Features



asymmetric lens

Standard configuration

COLOUR TEMPERATURE
3000 K 5

CONTROL
DIM DALI 3

MATERIAL COLOUR
white 7

7

LIGHT OPTIC COVER
opal high performance

Extended configuration

COLOUR TEMPERATURE
4000 K 6

CONTROL
non DIM 1

MATERIAL COLOUR
beige* K
grey G
dark grey* D
dark brown* N
black 8
*not available for power feeder

K G D N 8
+5 % surcharges

LIGHT OPTIC LENS
asymmetric lens (wallwasher)

LIGHT DISTRIBUTION
opal high performance
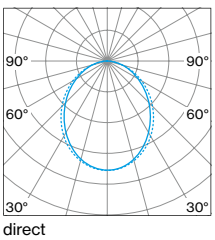

direct

asymmetric
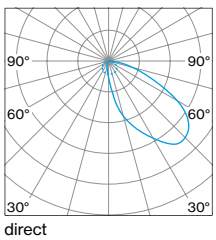

direct



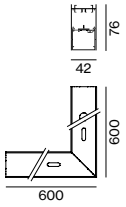

BASO 40 surface / suspended

order luminaire + mounting accessories separately

OPAL HIGH PERFORMANCE

SYSTEM POWER	L (mm)	ORDER CODE
14 W	600	045-10224H
28 W	1200	045-10244H
42 W	1800	045-10266H
56 W	2400	045-10288H
28 W corner	600x600	045-10618H



WALLWASHER

SYSTEM POWER	L (mm)	ORDER CODE
14 W	600	045-10224A
28 W	1200	045-10244A
41 W	1800	045-10266A
55 W	2400	045-10288A
28 W corner outer beam	600x600	045-10618A
28 W corner inner beam	600x600	045-10628A

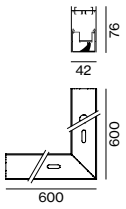

COVER	COLOUR TEMP.	SYSTEM POWER	DELIVERED LUMENS	EFFICACY
opal high performance	3000 K	23 W/m	2150 lm/m	92 lm/W
cover	4000 K		2280 lm/m	98 lm/W
asymmetric	3000 K	23 W/m	2200 lm/m	96 lm/W
cover	4000 K		2341 lm/m	102 lm/W

Accessories

CHANNEL + BLIND COVER



TYPE	L (mm)	ORDER CODE
linear	1200	045-100400B
linear	2400	045-100800B
corner connector 90°	600x600	045-104100B
custom cut		E84140····B

END CAPS



TYPE	ORDER CODE
end caps (pair)	045-103001

LINEAR CONNECTOR

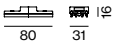

TYPE	ORDER CODE
linear connector (1 piece)	045-0431110
linear connector (10 pieces)	045-0431110.10

CABLE SUSPENSION / POWER FEEDER

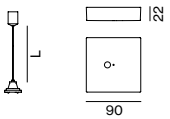

TYPE	L (mm)	ORDER CODE
cable suspension	1500	005-2152110
power feeder 3×1,5 mm² (non DIM)	1500	005-2212311
power feeder 5×1,5 mm² (DIM DALI)	1500	005-2212411
cable rail	1200	005-2491110

THROUGH WIRE

TYPE	ORDER CODE
3×1,5 mm² (non DIM, 10 pieces)	004-90003
5×1,5 mm² (DIM DALI, 10 pieces)	004-90005

Inspiration

Bauer Group
Geretsried, Germany

ARCHITECT
designfunktion
Munich, Germany

PRODUCT
BASO 40 suspended system





PROFILES 60
system

MOUNTING

OFFSET RECESSED

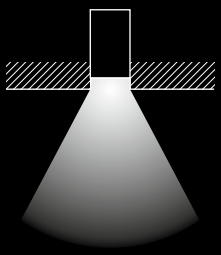

RECESSED

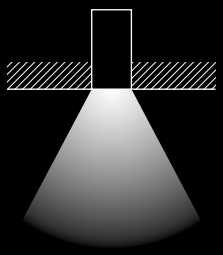

CEILING



SUSPENDED



SUSPENDED INDIRECT

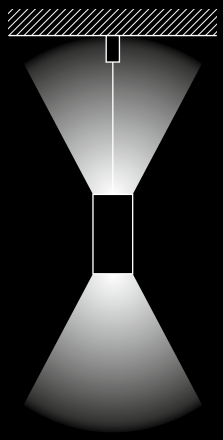

SHAPES

LINEAR



CORNER



CURVE



LIGHT DISTRIBUTION

OPAL



MICROPRISMATIC



WALLWASHER



SPOTLIGHT



CONTROL

non DIM
power switch
3000 K / 4000 K

DIM DALI
3000 K / 4000 K

DIM DALI
tunable white
3000–6000 K

non DIM, DIM DALI
emergency light
3000 K / 4000 K

Description

DE Modulares Profilleuchtensystem mit 55mm breitem Lichtaustritt; hohe Variantenvielfalt für projektspezifische Anforderung; wahlweise als Anbau-, abgehängte (direkte bzw. direkt/indirekte Abstrahlcharakteristik) oder Einbauvariante (randlos oder mit umlaufendem Rand) mit deckenbündiger oder zurückversetzter Leuchtenebene; ausgelegt für durchgehende Lichtsysteme, 90° Winkelverbinder und Kreissegmente für flexiblen Systemaufbau; wahlweise mit verschiedenen Lichteinsätzen; lieferbar in den Lichtfarben 3000 K und 4000 K, optional mit Tunable-White Bestückung (3000 – 6000 K); wahlweise nicht dimmbar mit Powerswitch (e, e², e²⁺) oder DALI-dimmbar (e²); optional Notlichtelement mit 1h oder 3h Akku und Selbsttest

EN Modular profile light system with 55mm wide light emission; large range of versions for specific project requirements; either as surface mounted, suspended (direct or direct/indirect light distribution) or recessed variant (with or without trim) with flush or recessed lighting level; designed for continuous lighting systems, 90° angle connectors and circular segments for flexible system design; optionally with different light insets; available in the light colours 3000 K and 4000 K, optionally with tunable-white diodes (3000 – 6000 K); optionally non dimmable with Powerswitch (e, e², e²⁺) or DALI-dimmable (e²); optionally emergency light with 1h or 3h battery and self test

Overview

	CANYON 60 trim offset	**CANYON 60** trimless offset	**FRAME 60** trim	**MINIMAL 60** trimless	**EDGE 60** trimless	**MINO 60** ceiling	**MINO 60** suspended	**MINO 60** suspended indirect
	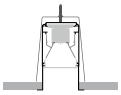	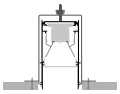	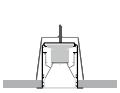	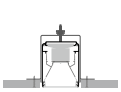	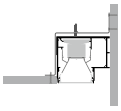	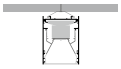		
COVER								
opal high performance	•	•	•	•	•	•	•	•
microprismatic	•	•	•	•	•	•	•	•
blind cover	•	•	•	•	•	•	•	
INSET								
non DIM e	•	•	•	•		•	•	•
non DIM e²	•	•	•	•	•	•	•	•
power switch e/e²/e²⁺	•	•	•	•	•	•	•	
DIM DALI e²	•	•	•	•	•	•	•	•
DIM DALI tunable white	•	•	•	•	•	•	•	
non DIM flexible								
power switch e/e²/e²⁺	•	•	•	•	•	•	•	
DIM DALI flexible e²	•	•	•	•	•	•	•	
INSET WALLWASHER								
non DIM e²			•	•		•	•	
DIM DALI e²			•	•		•	•	
INSET JUST 32								
non DIM			•	•	•	•	•	
INSET EMERGENCY LIGHT 1/3h								
symmetric	•	•	•	•	•	•	•	
asymmetric	•	•	•	•	•	•	•	
PROFILE 60 CURVE								
non DIM e / e²			•	•		•	•	•
DIM DALI e²			•	•		•	•	•

CANYON 60
trim offset system

xal.com/canyon

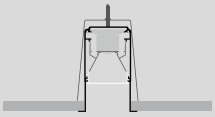

Quickinfo

GENERAL

recessed
IP 20

LED

Mid-power LED
up to 97 lm/W
3000 K, 4000 K
CRI ≥ 80
Binning initial ≤ 3 MacAdam

ESTIMATED LED LIFETIME

L80 / 50 000 h

OPTICAL

direct illumination
PMMA cover opal
microprismatic

ELECTRICAL

non DIM, DIM DALI

PHYSICAL

aluminium
powder-coated
impact resistant diffusor
halogen-free cable

INSET 60
wallwasher, JUST 32, EM
page 524



CONCRETE INSTALLATION HOUSING
page 546



Description

DE Leuchtenkörper aus Aluminiumstrangpressprofil mit 55mm breitem Lichtaustritt; ruhiges Deckenbild durch zurückversetzte Leuchtenebene; Einbauleuchte mit umlaufendem Rand; für durchgehende Lichtsysteme; für Deckenstärken von 8-25mm; Oberfläche weiß oder schwarz pulverbeschichtet; Leuchtenprofil für Montage vorab lieferbar; restliche Leuchtenkomponenten werkzeuglos montierbar; Leuchte laut DIN 57710 Teil 13/ VDE 0710 Teil 13 ballwurfsicher ausgeführt; Lichteinsatz bestehend aus hochreflektierend lackiertem Strangpressprofil für verbessertes Thermomanagement; optional flexibel ablängbarer Lichteinsatz; HPO (High Performance Opal) Abdeckung für homogene Ausleuchtung; mikroprismatische PMMA-Abdeckung inkl. Diffusorfolie zur Reduktion der Leuchtdichte bei homogener Ausleuchtung; energieeffiziente LEDs mit sehr guter Farbwiedergabe; Powerswitch (e, e², e²⁺) bei schaltbarer Ausführung, am Lichteinsatz einstellbar; Leistungsaufnahme: e LED - 16 W/m, e² LED - 24 W/m, e²⁺ LED - 36 W/m; Binning initial ≤ 3 MacAdam; Lichtfarbe 3000 K oder 4000 K, optional mit Tunable-White Bestückung (3000 – 6000 K); CRI ≥ 80; L80 / 50 000 h; Schutzart IP 20; SK I; wahlweise nicht dimmbar oder DALI-dimmbar; optional Notlichtelement mit 1h oder 3 h Akku und Selbsttest

EN Luminaire housing from extruded aluminium profile with 55mm wide light exit; uncluttered ceiling look through recessed lighting level; Recessed luminaire with trim; for continuous lighting systems; for ceiling thickness of 8-25mm; surface powder coated in white or black; luminaire profile for mounting available in advance; remaining luminaire components mounted without tools; luminaire, ball proof version to 57710 part 13 / VDE 0710 part 13; lighting insert consisting of highly reflective coated extruded profile for improved thermal management; option: lighting module is versatile in length; HPO (High Performance Opal) cover for uniform illumination; micro prismatic PMMA diffuser incl. diffuser film for homogeneous illumination and reduced luminance; energy-efficient LEDs with very good colour rendering; powerswitch (e, e², e²⁺) with switchable versions, adjustable on the insert; power consumption: e LED - 16 W/m, e² LED - 24 W/m, e²⁺ LED - 36 W/m; binning initial ≤ 3 MacAdam; light colour 3000 K or 4000 K, optionally with tunable-white diodes (3000 – 6000 K); CRI ≥ 80; L80 / 50 000 h; degree of protection IP 20; PC I; optionally non-dimmable or DALI dimmable; optionally emergency light with 1h or 3 h battery and self test

Features



non DIM power switch (switchable e/e²/e²⁺)



quick lock



flex inset 73 mm steps adjust. (660 – 1171 mm)



tunable white 3000 – 6000 K

Standard configuration

COLOUR TEMPERATURE

3000 K	5
4000 K	6

CONTROL

non DIM (switchable e/e²/e²⁺)	1
DIM DALI (only e²)	3

presetting at delivery: e²

MATERIAL COLOUR

white	7

7

LIGHT OPTIC COVER

opal high performance	H
microprismatic	Z
blind cover*	B

*only for corner 90°

EMERGENCY LIGHT

1h Accupack	N L 1
3h Accupack	N L 3

Extended configuration

MATERIAL COLOUR

black	8

8

+5 % surcharges

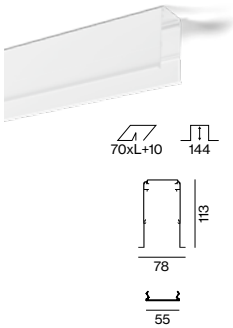

CANYON 60 trim offset

order installation channel, cover, light inset + mounting accessories separately

INSTALLATION CHANNEL + LIGHT OPTIC COVER

TYPE	L (mm)	ORDER CODE
channel	1172	038-5127
channel	1472	038-5157
channel	3000	038-5307
channel	custom	E82330
cover	1171	006-16122
cover	1470	006-16152
cover	2997	006-16302
cover	custom	E80630
channel corner 90° + cover	144x144	038-6267
blind cover	1172	006-1812
blind cover	1472	006-1815
blind cover	3000	006-1830
blind cover	custom	E80630 B

more lenghts, X- and T-connector on request

LIGHT INSET 60

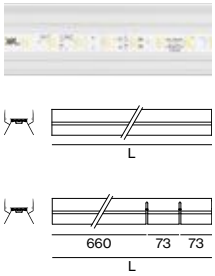

POWER SWITCH · DALI 1 ADDR. · 220-240V · CB

non DIM power switch e/e²/e²⁺ / DIM DALI e²

SYSTEM POWER (e / e² / e²⁺)	L (mm)	ORDER CODE
10 / 15 / 21 W	571	007-93P2 7
13 / 22 / 31 W	871	007-93P3 7
17 / 29 / 41 W	1171	007-93P4 7
21 / 37 / 52 W	1463	007-93P5 7 ●
34 / 59 / 82 W	2341	007-93P8 7
flexible inset 17 / 29 / 41 W	660-1171	007-93PF 7

TUNABLE WHITE · DALI 2 ADDR. · 220-240V · CB

DIM DALI tunable white 3000–6000 K

SYSTEM POWER (e²)	L (mm)	ORDER CODE
22 W	871	007-9333D37
29 W	1171	007-9334D37
37 W	1463	007-9335D37
59 W	2341	007-9338D37

Accessories

END CAPS

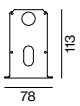

TYPE	ORDER CODE
end caps (pair)	038-6307

LINEAR CONNECTOR

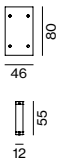

TYPE	ORDER CODE
linear connector (1 piece)	005-40046
linear connector (10 pieces)	005-40046.10
opal cover linear connector	006-14000
microprismatic cover linear connector	006-16000

MOUNTING BRACKET



TYPE	CEILING THICKNESS (mm)	ORDER CODE
mounting bracket (1 piece)	8-25	038-60700
mounting bracket (25 pieces)	8-25	038-60700.25

number of brackets required: length of your system in metres+1

THROUGH WIRE

TYPE	ORDER CODE
3 × 1,5 mm² (non DIM, 10 pieces)	004-90003
5 × 1,5 mm² (DIM DALI, 10 pieces)	004-90005

LIGHT DISTRIBUTION

opal high perform. 3000 K

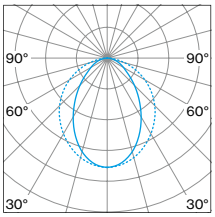

e	1322 lm/m	91 lm/W
e²	2117 lm/m	84 lm/W
e²⁺	2757 lm/m	78 lm/W

microprismatic 3000 K

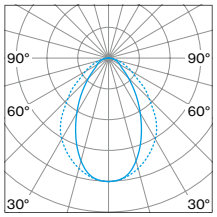

e	1206 lm/m	83 lm/W
e²	1933 lm/m	77 lm/W
e²⁺	2516 lm/m	72 lm/W

Inspiration

Microsoft headquarters
Vienna, Austria

PRODUCT
CANYON 60 trim offset system

ARCHITECT
INNOCAD Architektur ZT
Graz, Austria

LIGHTING DESIGN
INNOCAD Architektur ZT
Graz, Austria






inside

CANYON 60
trimless offset system

xal.com/canyon

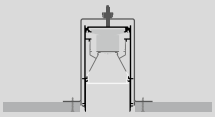

Quickinfo

GENERAL
recessed
IP 20
plasterboard ceilings only

LED
Mid-power LED
up to 97 lm/W
3000 K, 4000 K
CRI ≥ 80
Binning initial ≤ 3 MacAdam

ESTIMATED LED LIFETIME
L80 / 50 000 h

OPTICAL
direct illumination
offset PMMA cover opal
microprismatic

ELECTRICAL
non DIM, DIM DALI

PHYSICAL
aluminium
powder-coated, anodised
impact resistant diffusor
halogen-free cable

INSET 60
wallwasher,
JUST 32, EM
page 524



Description

DE Leuchtenkörper aus Aluminiumstrangpressprofil mit 55 mm breitem Lichtaustritt; ruhiges Deckenbild durch zurückversetzte Leuchtenebene; geeignet für den randlosen Einbau in Gipskartondecken; spezielle Randausbildung mit Rillen für bessere Haftung der Spachtelmasse; für durchgehende Lichtsysteme; für Deckenstärken von 8-25 mm; Oberfläche weiß pulverbeschichtet oder schwarz eloxiert; Leuchtenprofil für Montage vorab lieferbar; restliche Leuchtenkomponenten werkzeuglos montierbar; Leuchte laut DIN 57710 Teil 13/ VDE 0710 Teil 13 ballwurfsicher ausgeführt; Lichteinsatz bestehend aus hochreflektierend lackiertem Strangpressprofil für verbessertes Thermomanagement; optional flexibel ablängbarer Lichteinsatz; HPO (High Performance Opal) Abdeckung für homogene Ausleuchtung; mikroprismatische PMMA-Abdeckung inkl. Diffusorfolie zur Reduktion der Leuchtdichte bei homogener Ausleuchtung; energieeffiziente LEDs mit sehr guter Farbwiedergabe; Powerswitch (e, e², e²⁺) bei schaltbarer Ausführung, am Lichteinsatz einstellbar; Leistungsaufnahme: e LED - 16 W/m, e² LED - 24 W/m, e²⁺ LED - 36 W/m; Binning initial ≤ 3 MacAdam; Lichtfarbe 3000 K oder 4000 K, optional mit Tunable-White Bestückung (3000 – 6000 K); CRI ≥ 80; L80 / 50 000 h; Schutzart IP 20; SK I; wahlweise nicht dimmbar oder DALI-dimmbar; optional Notlichtelement mit 1 h oder 3 h Akku und Selbsttest

EN Luminaire housing from extruded aluminium profile with 55 mm wide light exit; uncluttered ceiling look through recessed lighting level; for trimless installation in plasterboard ceilings; special edge design with grooves for better adhesion of filler; for continuous lighting systems; for ceiling thickness of 8-25 mm; surface white powder coated or anodised black; luminaire profile for mounting available in advance; remaining luminaire components mounted without tools; luminaire, ball proof version to 57710 part 13 / VDE 0710 part 13; lighting insert consisting of highly reflective coated extruded profile for improved thermal management; option: lighting module is versatile in length; HPO (High Performance Opal) cover for uniform illumination; micro prismatic PMMA diffuser incl. diffuser film for homogeneous illumination and reduced luminance; energy-efficient LEDs with very good colour rendering; powerswitch (e, e², e²⁺) with switchable versions, adjustable on the insert; power consumption: e LED - 16 W/m, e² LED - 24 W/m, e²⁺ LED - 36 W/m; binning initial ≤ 3 MacAdam; light colour 3000 K or 4000 K, optionally with tunable-white diodes (3000 – 6000 K); CRI ≥ 80; L80 / 50 000 h; degree of protection IP 20; PC I; optionally non-dimmable or DALI dimmable; optionally emergency light with 1 h or 3 h battery and self test

Features



non DIM power switch (switchable e/e²/e²⁺)



quick lock



flex inset 73 mm steps adjust. (660 – 1171 mm)



tunable white 3000 – 6000 K

Standard configuration

COLOUR TEMPERATURE

3000 K	5
4000 K	6

CONTROL

non DIM (switchable e/e²/e²⁺)	1
DIM DALI (only e²)	3

presetting at delivery: e²

MATERIAL COLOUR

white	7

7

LIGHT OPTIC COVER

opal high performance	H
microprismatic	Z
blind cover*	B

*only for corner 90°

EMERGENCY LIGHT

1h Accupack	N L 1
3h Accupack	N L 3

Extended configuration

MATERIAL COLOUR

black	8

8

+5 % surcharges



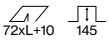

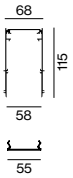

CANYON 60 trimless offset

order installation channel, cover, light inset + mounting accessories separately

INSTALLATION CHANNEL / LIGHT OPTIC COVER / CORNER 90°

TYPE	L (mm)	ORDER CODE
channel	1172	038-5123
channel	1472	038-5153
channel	3000	038-5303
channel	custom	E82230
cover	1171	006-16122
cover	1470	006-16152
cover	2997	006-16302
cover	custom	E80630 0
channel corner 90° + cover	140x140	038-6263
blind cover	1172	006-1812
blind cover	1472	006-1815
blind cover	3000	006-1830
blind cover	custom	E80630 B

more lenghts, X- and T-connector on request

LIGHT INSET 60



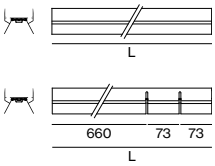

POWER SWITCH · DALI 1 ADDR. · 220-240V · CB

non DIM power switch e/e²/e²⁺ / DIM DALI e²

SYSTEM POWER (e / e² / e²⁺)	L (mm)	ORDER CODE
10 / 15 / 21 W	571	007-93P2 7
13 / 22 / 31 W	871	007-93P3 7
17 / 29 / 41 W	1171	007-93P4 7
21 / 37 / 52 W	1463	007-93P5 7 ●
34 / 59 / 82 W	2341	007-93P8 7
flexible inset 17 / 29 / 41 W	660-1171	007-93PF 7

TUNABLE WHITE · DALI 2 ADDR. · 220-240V · CB

DIM DALI tunable white 3000–6000 K

SYSTEM POWER (e²)	L (mm)	ORDER CODE
22 W	871	007-9333D37
29 W	1171	007-9334D37
37 W	1463	007-9335D37
59 W	2341	007-9338D37

Accessories

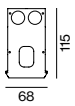

END CAPS

TYPE	ORDER CODE
end caps (pair)	038-6304

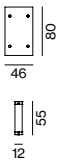

LINEAR CONNECTOR

TYPE	ORDER CODE
linear connector (1 piece)	005-40276
linear connector (10 pieces)	005-40276.10
opal cover linear connector	006-14000
microprismatic cover linear connector	006-16000

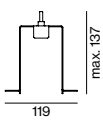

MOUNTING BRACKET

TYPE	CEILING THICKNESS (mm)	ORDER CODE
mounting bracket (1 piece)	8-25	038-60200
mounting bracket (25 pieces)	8-25	038-60200.25

number of brackets required: length of your system in metres+1

THROUGH WIRE

TYPE	ORDER CODE
3 × 1,5 mm² (non DIM, 10 pieces)	004-90003
5 × 1,5 mm² (DIM DALI, 10 pieces)	004-90005

LIGHT DISTRIBUTION

opal high perform. 3000 K

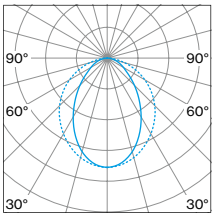

e	1322 lm/m	91 lm/W
e²	2117 lm/m	84 lm/W
e²⁺	2757 lm/m	78 lm/W

microprismatic 3000 K

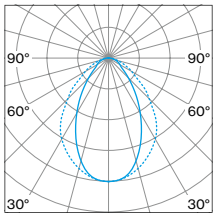

e	1206 lm/m	83 lm/W
e²	1933 lm/m	77 lm/W
e²⁺	2516 lm/m	72 lm/W

FRAME 60
trim
system

xal.com/frame

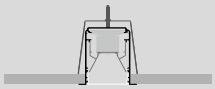

Quickinfo

GENERAL
recessed
IP 20
opt. concrete installation housing

LED
Mid-power LED
up to 3562 lm/m
up to 115 lm/W
3000 K, 4000 K
CRI ≥ 80
Binning initial ≤ 3 MacAdam

ESTIMATED LED LIFETIME
L80 / 50 000 h

OPTICAL
direct illumination
PMMA cover opal
microprismatic (UGR < 19)

ELECTRICAL
non DIM, DIM DALI

PHYSICAL
aluminium
powder-coated
halogen-free cable

INSET 60
wallwasher,
JUST 32, EM
page 524



CONCRETE INSTALLATION HOUSING
page 546



Description

DE Leuchtenkörper aus Aluminiumstrangpressprofil mit 55mm breitem Lichtaustritt; Einbauleuchte mit umlaufendem Rand; ausgelegt für durchgehende Lichtsysteme; geeignet für Deckenstärken von 8-25mm; Oberfläche weiß oder grau pulverbeschichtet; Leuchtenprofil für Montage vorab lieferbar; restliche Leuchtenkomponenten werkzeuglos montierbar; Lichteinsatz bestehend aus hochreflektierend lackiertem Strangpressprofil für verbessertes Thermomanagement; optional flexibel ablängbarer Lichteinsatz; HPO (High Performance Opal) Abdeckung für homogene Ausleuchtung; mikroprismatische PMMA-Abdeckung inkl. Diffusorfolie zur Reduktion der Leuchtdichte bei homogener Ausleuchtung; bildschirmtaugliche Arbeitsplatzleuchte nach DIN EN 12464-1 (UGR < 19) bei Powerswitch-Einstellung "e"; energieeffiziente LEDs mit sehr guter Farbwiedergabe; Powerswitch (e, e², e²⁺) bei schaltbarer Ausführung, am Lichteinsatz einstellbar; Leistungsaufnahme: e LED - 16 W/m, e² LED - 24 W/m, e²⁺ LED - 36 W/m; Binning initial ≤ 3 MacAdam; lieferbar in den Lichtfarben 3000 K und 4000 K, optional mit Tunable-White Bestückung (3000 – 6000 K); CRI ≥ 80; min. 80 % des Lichtstromes nach 50 000 h Lebensdauer; Schutzart IP 20; SK I; wahlweise nicht dimmbar oder DALI-dimmbar; optional Notlichtelement mit 1 h oder 3 h Akku und Selbsttest

EN Luminaire housing from extruded aluminium profile with 55mm wide light exit; Recessed luminaire with trim; designed for continuous lighting systems; suitable for ceiling thickness of 8-25mm; surface powder coated in white or grey; luminaire profile for mounting available in advance; remaining luminaire components mounted without tools; lighting insert consisting of highly reflective coated extruded profile for improved thermal management; option: lighting module is versatile in length; HPO (High Performance Opal) cover for uniform illumination; micro prismatic PMMA diffuser incl. diffuser film for homogeneous illumination and reduced luminance; screen work capable luminaire as per DIN EN 12464-1 (UGR < 19) with powerswitch setting "e"; energy-efficient LEDs with very good colour rendering; powerswitch (e, e², e²⁺) with switchable versions, adjustable on the insert; power consumption: e LED - 16 W/m, e² LED - 24 W/m, e²⁺ LED - 36 W/m; binning initial ≤ 3 MacAdam; available in the light colours 3000 K and 4000 K, optionally with tunable-white diodes (3000 – 6000 K); CRI ≥ 80; min. 80 % of the luminous flux after 50 000 hours; degree of protection IP 20; PC I; optionally non-dimmable or DALI dimmable; optionally emergency light with 1 h or 3 h battery and self test

Features



non DIM power switch (switchable e/e²/e²⁺)



quick lock



flex inset 73 mm steps adjust. (660 – 1171 mm)



tunable white 3000 – 6000 K

Standard configuration

COLOUR TEMPERATURE

3000 K	5
4000 K	6

CONTROL

non DIM (switchable e/e²/e²⁺)	1
DIM DALI (only e²)	3

presetting at delivery: e²

MATERIAL COLOUR

white	7

7

LIGHT OPTIC COVER

opal high performance	H
microprismatic	Z
microprismatic (UGR < 19)*	G
blind cover**	B

*UGR < 19 only with e LED
**only for channel corner 90°

EMERGENCY LIGHT

1h Accupack	N L 1
3h Accupack	N L 3

Extended configuration

MATERIAL COLOUR

grey	G

G

+5 % surcharges

LIGHT DISTRIBUTION

opal high perform. 3000 K

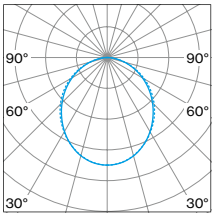

e	1569 lm/m	108 lm/W
e²	2513 lm/m	100 lm/W
e²⁺	3272 lm/m	93 lm/W

microprismatic Z 3000 K

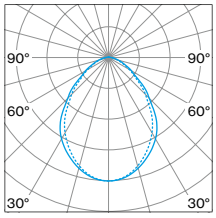

e	1363 lm/m	94 lm/W
e²	2184 lm/m	87 lm/W
e²⁺	2844 lm/m	81 lm/W

microprismatic G 3000 K

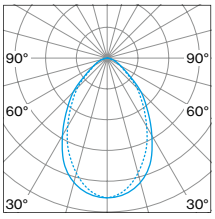

e	1331 lm/m	95 lm/W
e²	2188 lm/m	87 lm/W
e²⁺	2848 lm/m	81 lm/W

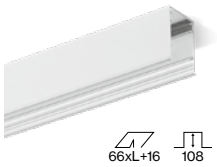





FRAME 60 trim

order installation channel, cover, light inset + mounting accessories separately

INSTALLATION CHANNEL / LIGHT OPTIC COVER / CORNER 90°

TYPE	L (mm)	ORDER CODE
channel	1172	035-0123
channel	1472	035-0153
channel	3000	035-0303
channel	custom	E82140····
cover	1171	006-16122
cover	1470	006-16152
cover	2997	006-16302
cover	custom	E80630····0
channel corner 90° + cover	144x144	035-1263
blind cover	1172	006-1812
blind cover	1472	006-1815
blind cover	3000	006-1830
blind cover	custom	E80630····B

more lenghts, X- and T-connector on request





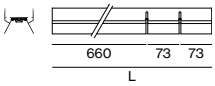

LIGHT INSET 60

POWER SWITCH · DALI 1 ADDR. · 220-240V · CB

non DIM power switch e/e²/e²⁺ / DIM DALI e²

SYSTEM POWER (e / e² / e²⁺)	L (mm)	ORDER CODE
10 / 15 / 21 W	571	007-93P2 7
13 / 22 / 31 W	871	007-93P3 7
17 / 29 / 41 W	1171	007-93P4 7
21 / 37 / 52 W	1463	007-93P5 7 ●
34 / 59 / 82 W	2341	007-93P8 7
flexible inset 17 / 29 / 41 W	660-1171	007-93PF 7

TUNABLE WHITE · DALI 2 ADDR. · 220-240V · CB

DIM DALI tunable white 3000–6000 K

SYSTEM POWER (e²)	L (mm)	ORDER CODE
22 W	871	007-9333D37
29 W	1171	007-9334D37
37 W	1463	007-9335D37
59 W	2341	007-9338D37

Accessories

END CAPS



TYPE	ORDER CODE
end caps (pair)	035-1313

LINEAR CONNECTOR

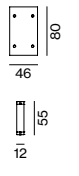

TYPE	ORDER CODE
linear connector (1 piece)	005-40046
linear connector (10 pieces)	005-40046.10
opal cover linear connector	006-14000
microprismatic cover linear connector	006-16000

MOUNTING BRACKET

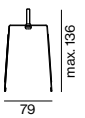

TYPE	CEILING THICKNESS (mm)	ORDER CODE
mounting bracket (1 piece)	8-25	035-10200
mounting bracket (25 pieces)	8-25	035-10200.25

number of brackets required: length of your system in metres+1

THROUGH WIRE

TYPE	ORDER CODE
3 × 1,5 mm² (non DIM, 10 pieces)	004-90003
5 × 1,5 mm² (DIM DALI, 10 pieces)	004-90005

FRAME 60 CURVE
trim system

xal.com/frame

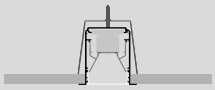

Quickinfo

GENERAL

recessed
IP 20

LED

Mid-power LED
up to 2450 lm/m
up to 114 lm/W
3000 K, 4000 K
CRI ≥ 80
Binning initial ≤ 3 MacAdam

ESTIMATED LED LIFETIME

L80 / 50 000 h

OPTICAL

direct illumination
PMMA cover opal
microprismatic

ELECTRICAL

non DIM, DIM DALI

PHYSICAL

aluminium
powder-coated
halogen-free cable

Description

DE Kreissegment aus gerolltem Aluminiumprofil mit 55 mm breitem Lichtaustritt, nahtlos verschweißt; Einbauleuchte mit umlaufendem Rand; ausgelegt für durchgehende Lichtsysteme; geeignet für Deckenstärken von 8-25 mm; Oberfläche weiß oder grau pulverbeschichtet; Leuchtenprofil für Montage vorab lieferbar; restliche Leuchtenkomponenten werkzeuglos montierbar; Lichteinsatz bestehend aus hochreflektierend lackiertem Strangpressprofil für verbessertes Thermomanagement; HPO (High Performance Opal) Abdeckung für homogene Ausleuchtung; mikroprismatische PMMA-Abdeckung inkl. Diffusorfolie zur Reduktion der Leuchtdichte bei homogener Ausleuchtung; energieeffiziente LEDs mit sehr guter Farbwiedergabe; Binning initial ≤ 3 MacAdam; lieferbar in den Lichtfarben 3000 K und 4000 K; CRI ≥ 80; min. 80 % des Lichtstromes nach 50 000 h Lebensdauer; Schutzart IP 20; SK I; wahlweise nicht dimmbar oder DALI-dimmbar

EN Circular segment of rolled aluminium profile with 55 mm wide light emission, seamlessly welded; Recessed luminaire with trim; designed for continuous lighting systems; suitable for ceiling thickness of 8-25 mm; surface powder coated in white or grey; luminaire profile for mounting available in advance; remaining luminaire components mounted without tools; lighting insert consisting of highly reflective coated extruded profile for improved thermal management; HPO (High Performance Opal) cover for uniform illumination; micro prismatic PMMA diffuser incl. diffuser film for homogeneous illumination and reduced luminance; energy-efficient LEDs with very good colour rendering; binning initial ≤ 3 MacAdam; available in the light colours 3000 K and 4000 K; CRI ≥ 80; min. 80 % of the luminous flux after 50 000 hours; degree of protection IP 20; PC I; optionally non-dimmable or DALI dimmable

Standard configuration

LED TYPE

e	4
e²	5

COLOUR TEMPERATURE

3000 K	5
4000 K	6

CONTROL

non DIM	1
DIM DALI (only e²)	3

MATERIAL COLOUR

white	7

7

LIGHT OPTIC COVER

opal high performance	H

Extended configuration

MATERIAL COLOUR

grey	G

G

+5 % surcharges

LIGHT OPTIC COVER

microprismatic	Z

Options on request

LIGHT OPTIC COVER

microprismatic (UGR < 19)



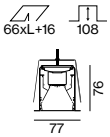

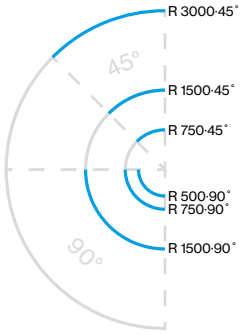

FRAME 60 CURVE trim

order installation channel + mounting accessories separately






INSTALLATION CHANNEL + LIGHT INSET + LIGHT OPTIC COVER

SYSTEM POWER (e / e²)	R (mm)	ORDER CODE
13 / 17 W	500·90°	0 3 5 - 0 9 5
10 / 13 W	750·45°	0 3 5 - 0 9 0
18 / 27 W	750·90°	0 3 5 - 0 9 1
18 / 27 W	1500·45°	0 3 5 - 0 9 2
37 / 53 W (2 DALI)	1500·90°	0 3 5 - 0 9 3
37 / 53 W (2 DALI)	3000·45°	0 3 5 - 0 9 4

COVER	LED TYPE	COLOUR TEMP.	SYSTEM POWER	DELIVERED LUMENS	EFFICACY
opal cover	e	3000 K	16 W/m	1670 lm/m	107 lm/W
		4000 K		1780 lm/m	114 lm/W
	e²	3000 K	23 W/m	2300 lm/m	101 lm/W
		4000 K		2440 lm/m	108 lm/W
microprismatic cover	e	3000 K	16 W/m	1630 lm/m	104 lm/W
		4000 K		1730 lm/m	111 lm/W
	e²	3000 K	23 W/m	2240 lm/m	99 lm/W
		4000 K		2390 lm/m	105 lm/W

LIGHT DISTRIBUTION

opal

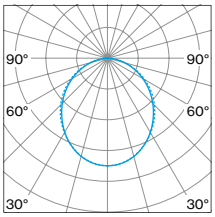

microprismatic

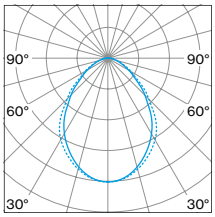

Accessories

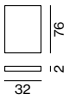

END CAPS

TYPE	ORDER CODE
end caps (pair)	0 3 5 - 1 3 1 3

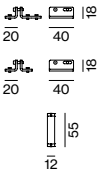

LINEAR CONNECTOR

TYPE	ORDER CODE
linear to curve profile	0 0 5 - 4 0 1 5 9
curve to curve profile	0 0 5 - 4 0 1 5 8
opal cover linear connector	0 0 6 - 1 4 0 0 0
microprismatic cover linear connector	0 0 6 - 1 6 0 0 0

INSTALLATION TEMPLATE

TYPE	ORDER CODE
500 / 90°	0 3 4 - 0 9 0 1 3 1 0
750 / 90° (2x45°)	0 3 4 - 0 9 0 1 0 1 0
1500 / 45°	0 3 4 - 0 9 0 1 1 1 0
3000 / 22,5°	0 3 4 - 0 9 0 1 2 1 0

034-0901010 (1 piece) **034-0901010.10** (10 pieces)

THROUGH WIRE

TYPE	ORDER CODE
3 × 1,5 mm² (non DIM, 10 pieces)	0 0 4 - 9 0 0 0 3
5 × 1,5 mm² (DIM DALI, 10 pieces)	0 0 4 - 9 0 0 0 5

Inspiration

RLB headquarters
Graz, Austria

PRODUCT
FRAME 60 CURVE trim system

ARCHITECT
Strohecker ZT Gmbh
Graz, Austria

LIGHTING DESIGN
Klauss Elektro-Anlagen
Seiersberg, Austria







Inspiration

Dr. Schaer
Burgstall, Italy

ARCHITECT
monovolume architecture+design
Bolzano, Italy

LIGHTING DESIGN
VON LUTZ - electrical and lighting projects
Alexa von Lutz
Klausen, Italy

PRODUCT
FRAME 60 CURVE trim system









MINIMAL 60
trimless system

xal.com/minimal

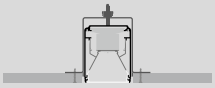

Quickinfo

GENERAL
recessed
IP 20
opt. concrete installation housing

LED
Mid-power LED
up to 3562 lm/m
up to 115 lm/W
3000 K, 4000 K
CRI ≥ 80
Binning initial ≤ 3 MacAdam

ESTIMATED LED LIFETIME
L80 / 50 000 h

OPTICAL
direct illumination
PMMA cover opal
microprismatic (UGR < 19)

ELECTRICAL
non DIM, DIM DALI

PHYSICAL
aluminium
powder-coated
halogen-free cable

INSET 60
wallwasher, JUST 32, EM
page 524



CONCRETE INSTALLATION HOUSING
page 546



Description

DE Leuchtenkörper aus Aluminiumstrangpressprofil mit 55 mm breitem Lichtaustritt; geeignet für den randlosen Einbau in Gipskartondecken; spezielle Randausbildung mit Rillen für bessere Haftung der Spachtelmasse; für durchgehende Lichtsysteme; für Deckenstärken von 8-25 mm; Oberfläche weiß pulverbeschichtet; Leuchtenprofil für Montage vorab lieferbar; restliche Leuchtenkomponenten werkzeuglos montierbar; Lichteinsatz bestehend aus hochreflektierend lackiertem Strangpressprofil für verbessertes Thermomanagement; optional flexibel ablängbarer Lichteinsatz; HPO (High Performance Opal) Abdeckung für homogene Ausleuchtung; mikroprismatische PMMA-Abdeckung inkl. Diffusorfolie zur Reduktion der Leuchtdichte bei homogener Ausleuchtung; bildschirmtaugliche Arbeitsplatzleuchte nach DIN EN 12464-1 (UGR < 19) bei Powerswitch-Einstellung "e"; energieeffiziente LEDs mit sehr guter Farbwiedergabe; Powerswitch (e, e², e²⁺) bei schaltbarer Ausführung, am Lichteinsatz einstellbar; Leistungsaufnahme: e LED - 16 W/m, e² LED - 24 W/m, e²⁺ LED - 36 W/m; Binning initial ≤ 3 MacAdam; Lichtfarbe 3000 K oder 4000 K, optional mit Tunable-White Bestückung (3000–6000 K); CRI ≥ 80; L80 / 50 000 h; Schutzart IP 20; SK I; wahlweise nicht dimmbar oder DALI-dimmbar; optional Notlichtelement mit 1 h oder 3 h Akku und Selbsttest

EN Luminaire housing from extruded aluminium profile with 55 mm wide light exit; for trimless installation in plasterboard ceilings; special edge design with grooves for better adhesion of filler; for continuous lighting systems; for ceiling thickness of 8-25 mm; surface white powder coated; luminaire profile for mounting available in advance; remaining luminaire components mounted without tools; lighting insert consisting of highly reflective coated extruded profile for improved thermal management; option: lighting module is versatile in length; HPO (High Performance Opal) cover for uniform illumination; micro prismatic PMMA diffuser incl. diffuser film for homogeneous illumination and reduced luminance; screen work capable luminaire as per DIN EN 12464-1 (UGR < 19) with powerswitch setting "e"; energy-efficient LEDs with very good colour rendering; powerswitch (e, e², e²⁺) with switchable versions, adjustable on the insert; power consumption: e LED - 16 W/m, e² LED - 24 W/m, e²⁺ LED - 36 W/m; binning initial ≤ 3 MacAdam; light colour 3000 K or 4000 K, optionally with tunable-white diodes (3000–6000 K); CRI ≥ 80; L80 / 50 000 h; degree of protection IP 20; PC I; optionally non-dimmable or DALI dimmable; optionally emergency light with 1 h or 3 h battery and self test

Features



non DIM power switch (switchable e/e²/e²⁺)



quick lock



flex inset 73 mm steps adjust. (660–1171 mm)



tunable white 3000–6000 K

Standard configuration

COLOUR TEMPERATURE

3000 K	5
4000 K	6

CONTROL

non DIM (switchable e/e²/e²⁺)	1
DIM DALI (only e²)	3

presetting at delivery: e²

MATERIAL COLOUR

white

LIGHT OPTIC COVER

opal high performance	H
microprismatic	Z
microprismatic (UGR < 19)*	G
blind cover**	B

*UGR < 19 only with e LED
**only for channel corner 90°

EMERGENCY LIGHT

1h Accupack	N L 1
3h Accupack	N L 3

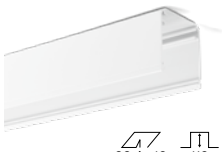

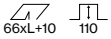





MINIMAL 60 trimless

order installation channel, cover, light inset + mounting accessories separately

INSTALLATION CHANNEL / LIGHT OPTIC COVER / CORNER 90°

TYPE	L (mm)	ORDER CODE
channel	1172	036-01247
channel	1472	036-01547
channel	3000	036-03047
channel	custom	E82030····7
cover	1171	006-16122
cover	1470	006-16152
cover	2997	006-16302
cover	custom	E80630····0
channel corner 90° + cover	140x140	036-12647
blind cover	1172	006-18127
blind cover	1472	006-18157
blind cover	3000	006-18307
blind cover	custom	E80630····7B

more lenghts, X- and T-connector on request

LIGHT INSET 60







POWER SWITCH · DALI 1 ADDR. · 220-240V · CB

non DIM power switch e/e²/e²⁺ / DIM DALI e²

SYSTEM POWER (e / e² / e²⁺)	L (mm)	ORDER CODE
10 / 15 / 21 W	571	007-93P2 ⁘ ⇕ 7
13 / 22 / 31 W	871	007-93P3 ⁘ ⇕ 7
17 / 29 / 41 W	1171	007-93P4 ⁘ ⇕ 7
21 / 37 / 52 W	1463	007-93P5 ⁘ ⇕ 7 ●
34 / 59 / 82 W	2341	007-93P8 ⁘ ⇕ 7
flexible inset 17 / 29 / 41 W	660-1171	007-93PF ⁘ ⇕ 7

TUNABLE WHITE · DALI 2 ADDR. · 220-240V · CB

DIM DALI tunable white 3000–6000 K

SYSTEM POWER (e²)	L (mm)	ORDER CODE
22 W	871	007-9333D37
29 W	1171	007-9334D37
37 W	1463	007-9335D37
59 W	2341	007-9338D37

LIGHT DISTRIBUTION

opal high perform. 3000 K

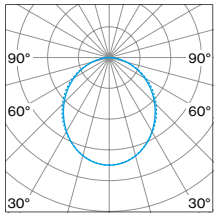

e	1569 lm/m	108 lm/W
e²	2513 lm/m	100 lm/W
e²⁺	3272 lm/m	93 lm/W

microprismatic Z 3000 K

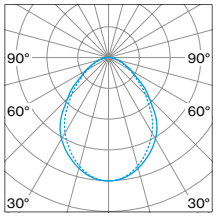

e	1363 lm/m	94 lm/W
e²	2184 lm/m	87 lm/W
e²⁺	2844 lm/m	81 lm/W

microprismatic G 3000 K

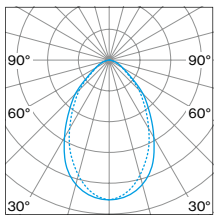

e	1331 lm/m	95 lm/W
e²	2188 lm/m	87 lm/W
e²⁺	2848 lm/m	81 lm/W

Accessories

END CAPS



TYPE	ORDER CODE
end caps (pair)	036-13047

LINEAR CONNECTOR

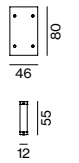

TYPE	ORDER CODE
linear connector (1 piece)	005-40046
linear connector (10 pieces)	005-40046.10
opal cover linear connector	006-14000
microprismatic cover linear connector	006-16000

MOUNTING BRACKET

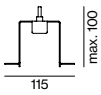

TYPE	CEILING THICKNESS (mm)	ORDER CODE
mounting bracket (1 piece)	8-25	036-10200
mounting bracket (25 pieces)	8-25	036-10200.25

number of brackets required: length of your system in metres+1

THROUGH WIRE

TYPE	ORDER CODE
3 × 1,5 mm² (non DIM, 10 pieces)	004-90003
5 × 1,5 mm² (DIM DALI, 10 pieces)	004-90005

MINIMAL 60 CURVE
trimless system

xal.com/minimal

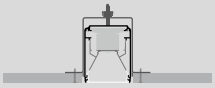

Quickinfo

GENERAL

recessed
IP 20

LED

Mid-power LED
up to 2450 lm/m
up to 114 lm/W
3000 K, 4000 K
CRI ≥ 80
Binning initial ≤ 3 MacAdam

ESTIMATED LED LIFETIME

L80 / 50 000 h

OPTICAL

direct illumination
PMMA cover opal
microprismatic

ELECTRICAL

non DIM, DIM DALI

PHYSICAL

aluminium
powder-coated
halogen-free cable

Description

DE Kreissegment aus gerolltem Aluminiumprofil mit 55 mm breitem Lichtaustritt, nahtlos verschweißt; geeignet für den randlosen Einbau in Gipskartondecken; spezielle Randausbildung mit Rillen für bessere Haftung der Spachtelmasse; ausgelegt für durchgehende Lichtsysteme; geeignet für Deckenstärken von 8-25 mm; Oberfläche weiß pulverbeschichtet; Leuchtenprofil für Montage vorab lieferbar; restliche Leuchtenkomponenten werkzeuglos montierbar; Lichteinsatz bestehend aus hochreflektierend lackiertem Strangpressprofil für verbessertes Thermomanagement; HPO (High Performance Opal) Abdeckung für homogene Ausleuchtung; mikroprismatische PMMA-Abdeckung inkl. Diffusorfolie zur Reduktion der Leuchtdichte bei homogener Ausleuchtung; energieeffiziente LEDs mit sehr guter Farbwiedergabe; Binning initial ≤ 3 MacAdam; lieferbar in den Lichtfarben 3000 K und 4000 K; CRI ≥ 80; min. 80 % des Lichtstromes nach 50 000 h Lebensdauer; Schutzart IP 20; SK I; wahlweise nicht dimmbar oder DALI-dimmbar

EN Circular segment of rolled aluminium profile with 55 mm wide light emission, seamlessly welded; for trimless installation in plasterboard ceilings; special edge design with grooves for better adhesion of filler; designed for continuous lighting systems; suitable for ceiling thickness of 8-25 mm; surface white powder coated; luminaire profile for mounting available in advance; remaining luminaire components mounted without tools; lighting insert consisting of highly reflective coated extruded profile for improved thermal management; HPO (High Performance Opal) cover for uniform illumination; micro prismatic PMMA diffuser incl. diffuser film for homogeneous illumination and reduced luminance; energy-efficient LEDs with very good colour rendering; binning initial ≤ 3 MacAdam; available in the light colours 3000 K and 4000 K; CRI ≥ 80; min. 80 % of the luminous flux after 50 000 hours; degree of protection IP 20; PC I; optionally non-dimmable or DALI dimmable

Standard configuration

LED TYPE

e	4
e²	5

COLOUR TEMPERATURE

3000 K	5
4000 K	6

CONTROL

non DIM	1
DIM DALI (only e²)	3

MATERIAL COLOUR

white

LIGHT OPTIC COVER

opal high performance	H

Extended configuration

LIGHT OPTIC COVER

microprismatic	Z

Options on request

LIGHT OPTIC COVER

microprismatic (UGR < 19)



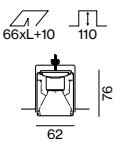

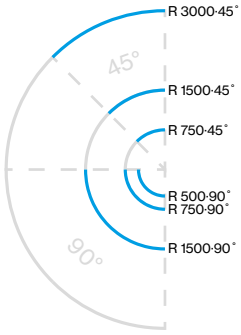

MINIMAL 60 CURVE trimless

order installation channel + mounting accessories separately






INSTALLATION CHANNEL + LIGHT INSET + LIGHT OPTIC COVER

SYSTEM POWER (e / e²)	R (mm)	ORDER CODE
13 / 17 W	500·90°	036-0950 7 H
10 / 13 W	750·45°	036-0900 7 H
18 / 27 W	750·90°	036-0901 7 H
18 / 27 W	1500·45°	036-0902 7 H
37 / 53 W (2 DALI)	1500·90°	036-0903 7 H
37 / 53 W (2 DALI)	3000·45°	036-0904 7 H

COVER	LED TYPE	COLOUR TEMP.	SYSTEM POWER	DELIVERED LUMENS	EFFICACY
opal cover	e	3000 K	16 W/m	1670 lm/m	107 lm/W
		4000 K		1780 lm/m	114 lm/W
	e²	3000 K	23 W/m	2300 lm/m	101 lm/W
		4000 K		2440 lm/m	108 lm/W
microprismatic cover	e	3000 K	16 W/m	1630 lm/m	104 lm/W
		4000 K		1730 lm/m	111 lm/W
	e²	3000 K	23 W/m	2240 lm/m	99 lm/W
		4000 K		2390 lm/m	105 lm/W

LIGHT DISTRIBUTION

opal

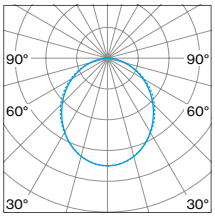

microprismatic

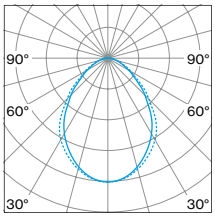

Accessories

END CAPS



TYPE	ORDER CODE
end caps (pair)	036-130 47

LINEAR CONNECTOR

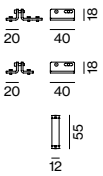

TYPE	ORDER CODE
linear to curve profile	005-401 59
curve to curve profile	005-401 58
opal cover linear connector	006-140 00
microprismatic cover linear connector	006-160 00

INSTALLATION TEMPLATE

TYPE	ORDER CODE
500 / 90°	034-090131 0
750 / 90° (2x45°)	034-090101 0
1500 / 45°	034-090111 0
3000 / 22,5°	034-090121 0

034-0901010 (1 piece) **034-0901010.10** (10 pieces)

THROUGH WIRE

TYPE	ORDER CODE
3 × 1,5 mm² (non DIM, 10 pieces)	004-900 03
5 × 1,5 mm² (DIM DALI, 10 pieces)	004-900 05

Inspiration

CMS Office
Paris, France

ARCHITECT
Lobjoy & Bouvier & Boisseau
Boulogne-Billancourt, France

PRODUCT
MINIMAL 60 CURVE trimless system
MINIMAL 60 trimless system









Inspiration

Telecable
Gijón, Spain

PRODUCT
MINIMAL 60 trimless system

ARCHITECT
Arquitectos Pablo Poch
Duo Comunicacion
Gijón, Spain

LIGHTING DESIGN
Lux Gijón
Gijón, Spain






1
2
3
4
SAMSUNG
atención al cliente

EDGE 60
trimless
system

xal.com/edge

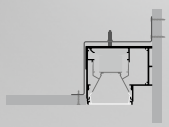

Quickinfo

GENERAL
recessed
IP 20

LED
Mid-power LED
up to 3562 lm/m
up to 115 lm/W
3000 K, 4000 K
CRI ≥ 80
Binning initial ≤ 3 MacAdam

ESTIMATED LED LIFETIME
L80 / 50 000 h

OPTICAL
direct illumination
PMMA cover opal
microprismatic (UGR < 19)

ELECTRICAL
non DIM, DIM DALI

PHYSICAL
aluminium
powder-coated
halogen-free cable

INSET 60
wallwasher,
JUST 32, EM
page 524



Description

DE Wand- bzw. Deckenanschlussleuchte aus Aluminiumstrangpressprofil mit 55mm breitem Lichtaustritt, mit Schattenfuge; geeignet für den randlosen Einbau in Gipskartondecken und in Böden; spezielle Randausbildung mit Rillen für bessere Haftung der Spachtelmasse; für durchgehende Lichtsysteme; für Deckenstärken von 8-25mm; Oberfläche weiß pulverbeschichtet; Leuchtenprofil für Montage vorab lieferbar; restliche Leuchtenkomponenten werkzeuglos montierbar; Lichteinsatz bestehend aus hochreflektierend lackiertem Strangpressprofil für verbessertes Thermomanagement; optional flexibel ablängbarer Lichteinsatz; HPO (High Performance Opal) Abdeckung für homogene Ausleuchtung; mikroprismatische PMMA-Abdeckung inkl. Diffusorfolie zur Reduktion der Leuchtdichte bei homogener Ausleuchtung; bildschirmtaugliche Arbeitsplatzleuchte nach DIN EN 12464-1 (UGR < 19) bei Powerswitch-Einstellung "e"; energieeffiziente LEDs mit sehr guter Farbwiedergabe; Powerswitch (e, e², e²⁺) bei schaltbarer Ausführung, am Lichteinsatz einstellbar; Leistungsaufnahme: e LED - 16 W/m, e² LED - 24 W/m, e²⁺ LED - 36 W/m; Binning initial ≤ 3 MacAdam; Lichtfarbe 3000 K oder 4000 K, optional mit Tunable-White Bestückung (3000 – 6000 K); CRI ≥ 80; L80 / 50 000 h; Schutzart IP 20; SK I; wahlweise nicht dimmbar oder DALI-dimmbar; optional Notlichtelement mit 1h oder 3h Akku und Selbsttest

EN Wall or ceiling adjacent luminaire in extruded aluminium profile with 55mm wide light emission, with shadow joint; suitable for trimless installation in plasterboard ceilings and floors; special edge design with grooves for better adhesion of filler; for continuous lighting systems; for ceiling thickness of 8-25mm; surface white powder coated; luminaire profile for mounting available in advance; remaining luminaire components mounted without tools; lighting insert consisting of highly reflective coated extruded profile for improved thermal management; option: lighting module is versatile in length; HPO (High Performance Opal) cover for uniform illumination; micro prismatic PMMA diffuser incl. diffuser film for homogeneous illumination and reduced luminance; screen work capable luminaire as per DIN EN 12464-1 (UGR < 19) with powerswitch setting "e"; energy-efficient LEDs with very good colour rendering; powerswitch (e, e², e²⁺) with switchable versions, adjustable on the insert; power consumption: e LED - 16 W/m, e² LED - 24 W/m, e²⁺ LED - 36 W/m; binning initial ≤ 3 MacAdam; light colour 3000 K or 4000 K, optionally with tunable-white diodes (3000 – 6000 K); CRI ≥ 80; L80 / 50 000 h; degree of protection IP 20; PC I; optionally non-dimmable or DALI dimmable; optionally emergency light with 1h or 3h battery and self test

Features



non DIM power switch (switchable e/e²/e²⁺)



quick lock



flex inset 73 mm steps adjust. (660 – 1171 mm)



tunable white 3000 – 6000 K

Standard configuration

COLOUR TEMPERATURE

3000 K	5
4000 K	6

CONTROL

non DIM (switchable e/e²/e²⁺)	1
DIM DALI (only e²)	3

presetting at delivery: e²

MATERIAL COLOUR

white

LIGHT OPTIC COVER

opal high performance	H
microprismatic	Z
microprismatic (UGR < 19)*	G
blind cover**	B

*UGR < 19 only with e LED
**only for channel corner 90°

EMERGENCY LIGHT

1h Accupack	N L 1
3h Accupack	N L 3



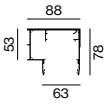



EDGE 60 trimless

order installation channel, cover, light inset + mounting accessories separately

INSTALLATION CHANNEL / LIGHT OPTIC COVER / CORNER 90°

TYPE	L (mm)	ORDER CODE
channel	1172	036-51247
channel	1472	036-51547
channel	3000	036-53047
channel	custom	E82460····7
cover	1171	006-16122
cover	1470	006-16152
cover	2997	006-16302
cover	custom	E80630····0
inner corner floor 90° + cover	228x228	036-52647
outer corner floor 90° + cover	150x150	036-52667
inner corner ceiling 90° + cover	150x150	036-52747
outer corner ceiling 90° + cover	150x150	036-52767
blind cover	1172	006-18127
blind cover	1472	006-18157
blind cover	3000	006-18307
blind cover	custom	E80630····7B

more lenghts, X- and T-connector on request

LIGHT INSET 60







POWER SWITCH · DALI 1 ADDR. · 220-240V · CB

non DIM power switch e/e²/e²⁺ / DIM DALI e²

SYSTEM POWER (e / e² / e²⁺)	L (mm)	ORDER CODE
10 / 15 / 21 W	571	007-93P2 ⁘ ⇳ 7
13 / 22 / 31 W	871	007-93P3 ⁘ ⇳ 7
17 / 29 / 41 W	1171	007-93P4 ⁘ ⇳ 7
21 / 37 / 52 W	1463	007-93P5 ⁘ ⇳ 7 ●
34 / 59 / 82 W	2341	007-93P8 ⁘ ⇳ 7
flexible inset 17 / 29 / 41 W	660-1171	007-93PF ⁘ ⇳ 7

TUNABLE WHITE · DALI 2 ADDR. · 220-240V · CB

DIM DALI tunable white 3000–6000 K

SYSTEM POWER (e²)	L (mm)	ORDER CODE
29 W	1171	007-9334D37

LIGHT DISTRIBUTION

opal high perform. 3000 K

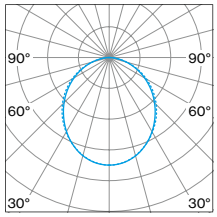

e	1569 lm/m	108 lm/W
e²	2513 lm/m	100 lm/W
e²⁺	3272 lm/m	93 lm/W

microprismatic Z 3000 K

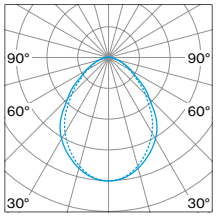

e	1363 lm/m	94 lm/W
e²	2184 lm/m	87 lm/W
e²⁺	2844 lm/m	81 lm/W

microprismatic G 3000 K

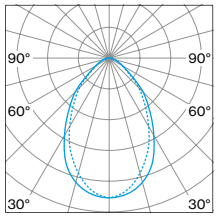

e	1331 lm/m	95 lm/W
e²	2188 lm/m	87 lm/W
e²⁺	2848 lm/m	81 lm/W

Accessories

END CAPS

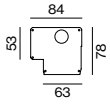

TYPE	ORDER CODE
end caps (pair)	036-53147

LINEAR CONNECTOR

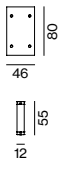

TYPE	ORDER CODE
linear connector (1 piece)	005-40046
linear connector (10 pieces)	005-40046.10
opal cover linear connector	006-14000
microprismatic cover linear connector	006-16000

MOUNTING BRACKET

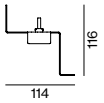

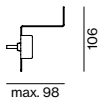

TYPE	CEILING THICKNESS (mm)	ORDER CODE
ceiling bracket (1 piece)	8-25	036-54200
ceiling bracket (25 pieces)	8-25	036-54200.25
floor bracket (1 piece)	8-25	036-54300
floor bracket (25 pieces)	8-25	036-54300.25

number of brackets required: length of your system in metres+1

THROUGH WIRE

TYPE	ORDER CODE
3 × 1,5 mm² (non DIM, 10 pieces)	004-90003
5 × 1,5 mm² (DIM DALI, 10 pieces)	004-90005

Inspiration

Samsung Headquarters
Vienna, Austria

PRODUCT
EDGE 60 trimless system

ARCHITECT
INNOCAD Architektur ZT
Graz, Austria

LIGHTING DESIGN
INNOCAD Architektur ZT
Graz, Austria





MINO 60
ceiling / suspended system

xal.com/mino

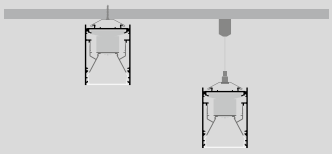

Quickinfo

GENERAL

ceiling, suspended
IP 20
opt. concrete installation housing

LED

Mid-power LED
up to 3562 lm/m
up to 115 lm/W
3000 K, 4000 K
CRI ≥ 80
Binning initial ≤ 3 MacAdam
L80 / 50 000 h

OPTICAL

direct illumination
PMMA cover opal
microprismatic (UGR < 19)

ELECTRICAL

non DIM, DIM DALI
transparent feeder cable

PHYSICAL

aluminium
powder-coated
halogen-free cable (internal wiring)

INSET 60
wallwasher, JUST 32, EM
page 524



CONCRETE INSTALLATION HOUSING
page 546



Description

DE Leuchtenkörper aus Aluminiumstrangpressprofil, kantige Ausführung, 55 mm breiter Lichtaustritt; keine sichtbaren Schrauben; für durchgehende Lichtsysteme; Oberfläche weiß, grau, dunkelgrau, schwarz, beige oder dunkelbraun pulverbeschichtet; Leuchtenprofil für Montage vorab lieferbar; restl. Komponenten werkzeuglos montierbar; Anbau- bzw. Pendelleuchte mit 1500 mm Seilabhängung; werkzeuglose Höhenverstellung; Federclips-Befestigung an der Leuchte; frei positionierbar; inkl. transp. Einspeiseleitung; Lichteinsatz bestehend aus hochreflektierend lackiertem Strangpressprofil für verbessertes Thermomanagement; optional flexibel ablängbarer Lichteinsatz; HPO (High Performance Opal) Abdeckung für homogene Ausleuchtung; mikroprismatische PMMA-Abdeckung inkl. Diffusorfolie zur Reduktion der Leuchtdichte bei homogener Ausleuchtung; bildschirmtaugliche Arbeitsplatzleuchte nach DIN EN 12464-1 (UGR < 19) bei Powerswitch-Einstellung "e"; energieeffiziente LEDs mit sehr guter Farbwiedergabe; Powerswitch (e, e², e²⁺) bei schaltbarer Ausführung, am Lichteinsatz einstellbar; Leistungsaufnahme: e LED - 16 W/m, e² LED - 24 W/m, e²⁺ LED - 36 W/m; Binning initial ≤ 3 MacAdam; Lichtfarbe 3000 K oder 4000 K, optional Tunable-White (3000–6000 K); CRI ≥ 80; L80 / 50 000 h; IP 20; SK I; nicht dimmbar oder DALI-dimmbar; optional Notlichtelement mit 1 h oder 3 h Akku und Selbsttest

EN Luminaire body from extruded aluminium profile, angular design, 55 mm wide light emission; no visible screws; for continuous lighting systems; surface powder coated in white, grey, dark grey, black, beige or dark brown; luminaire profile for mounting available in advance; remaining components mounted without tools; surface mounted or suspended luminaire with 1500 mm cable suspension; with integrated tool-less suspension height adjustment; spring clip attachment to the luminaire; freely positionable; with transparent feeder cable; lighting insert consisting of highly reflective coated extruded profile for improved thermal management; option: lighting module is versatile in length; HPO (High Performance Opal) cover for uniform illumination; micro prismatic PMMA diffuser incl. diffuser film for homogeneous illumination and reduced luminance; screen work capable luminaire as per DIN EN 12464-1 (UGR < 19) with powerswitch setting "e"; energy-efficient LEDs with very good colour rendering; powerswitch (e, e², e²⁺) with switchable versions, adjustable on the insert; power consumption: e LED - 16 W/m, e² LED - 24 W/m, e²⁺ LED - 36 W/m; binning initial ≤ 3 MacAdam; light colour 3000 K or 4000 K, as an option tunable-white (3000–6000 K); CRI ≥ 80; L80 / 50 000 h; IP 20; PC I; non dimmable or DALI dimmable; optionally emergency light with 1 h or 3 h battery and self test

Features



non DIM power switch (switchable e / e² / e²⁺)



quick lock



flex inset 73 mm steps adjust. (660–1171 mm)



tunable white 3000–6000 K

Standard configuration

COLOUR TEMPERATURE

3000 K	5
4000 K	6

CONTROL

non DIM (switchable e/e²/e²⁺)	1
DIM DALI (only e²)	3

presetting at delivery: e²

MATERIAL COLOUR

white	7

7

LIGHT OPTIC COVER

opal high performance	H
microprismatic	Z
microprismatic (UGR < 19)*	G
blind cover**	B

*UGR < 19 only with e LED
**only for channel corner 90°

EMERGENCY LIGHT

1h Accupack	N L 1
3h Accupack	N L 3

Extended configuration

MATERIAL COLOUR

beige*	K
grey	G
dark grey*	D
dark brown*	N
black	8

*not available for power feeder

K G D N 8

+5 % surcharges

LIGHT DISTRIBUTION

opal high perform. 3000 K

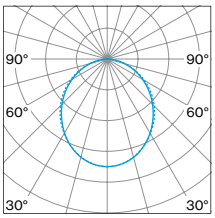

e	1569 lm/m	108 lm/W
e²	2513 lm/m	100 lm/W
e²⁺	3272 lm/m	93 lm/W

microprismatic Z 3000 K

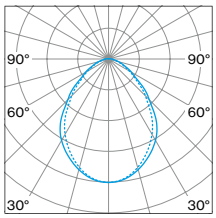

e	1363 lm/m	94 lm/W
e²	2184 lm/m	87 lm/W
e²⁺	2844 lm/m	81 lm/W

microprismatic G 3000 K

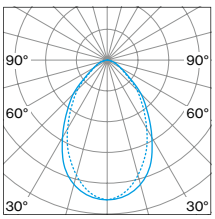

e	1331 lm/m	95 lm/W
e²	2188 lm/m	87 lm/W
e²⁺	2848 lm/m	81 lm/W



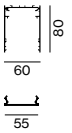





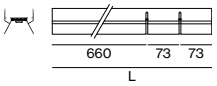

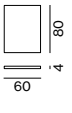





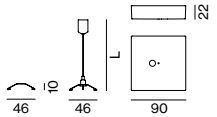

MINO 60 ceiling / suspended

order installation channel, cover, light inset + mounting accessories separately

INSTALLATION CHANNEL / LIGHT OPTIC COVER / CORNER 90°

TYPE	L (mm)	ORDER CODE
channel	1172	046-400401
channel	1472	046-400501
channel	3000	046-400901
channel	custom	E85031
cover	1171	006-16122
cover	1470	006-16152
cover	2997	006-16302
cover	custom	E80630
channel corner 90° + cover	150x150	046-401121
blind cover	1172	006-1812
blind cover	1472	006-1815
blind cover	3000	006-1830
blind cover	custom	E80630 B

more lenghts, X- and T-connector on request

LIGHT INSET 60

POWER SWITCH | DALI 1 ADDR. | 220-240V | CB

non DIM power switch e/e²/e²⁺ / DIM DALI e²

SYSTEM POWER (e / e² / e²⁺)	L (mm)	ORDER CODE
10 / 15 / 21 W	571	007-93P2 7
13 / 22 / 31 W	871	007-93P3 7
17 / 29 / 41 W	1171	007-93P4 7
21 / 37 / 52 W	1463	007-93P5 7 ●
34 / 59 / 82 W	2341	007-93P8 7
flexible inset 17 / 29 / 41 W	660-1171	007-93PF 7

TUNABLE WHITE | DALI 2 ADDR. | 220-240V | CB

DIM DALI tunable white 3000–6000 K

SYSTEM POWER (e²)	L (mm)	ORDER CODE
22 W	871	007-9333D37
29 W	1171	007-9334D37
37 W	1463	007-9335D37
59 W	2341	007-9338D37

Accessories

END CAPS

TYPE	ORDER CODE
end caps (pair)	046-501001

LINEAR CONNECTOR

TYPE	ORDER CODE
linear connector (1 piece)	005-40046
linear connector (10 pieces)	005-40046.10
opal cover linear connector	006-14000
microprismatic cover linear connector	006-16000

CEILING CLIP / CABLE SUSPENSION / POWER FEEDER

TYPE	L (mm)	ORDER CODE
ceiling clip	10	034-11636
cable suspension	1500	005-2122110
power feeder 3 × 1,5 mm² (non DIM)	1500	005-2212311
power feeder 5 × 1,5 mm² (DALI)	1500	005-2212411
cable rail	1200	005-2491110

THROUGH WIRE

TYPE	ORDER CODE
3 × 1,5 mm² (non DIM, 10 pieces)	004-90003
5 × 1,5 mm² (DIM DALI, 10 pieces)	004-90005

MINO 60 CURVE
ceiling / suspended system

xal.com/mino

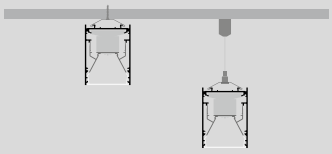

Quickinfo

GENERAL

surface, suspended
IP 20

LED

Mid-power LED
up to 2450 lm/m
up to 114 lm/W
3000 K, 4000 K
CRI ≥ 80
Binning initial ≤ 3 MacAdam

ESTIMATED LED LIFETIME

L80 / 50 000 h

OPTICAL

direct illumination
PMMA cover opal
microprismatic

ELECTRICAL

non DIM, DIM DALI
transparent feeder cable

PHYSICAL

aluminium
powder-coated
halogen-free cable (internal wiring)

MINO 60
system
surface / susp.
page 508



MINO 60
system direct/
indirect susp.
page 516



Description

DE Kreissegment aus gerolltem Aluminiumprofil, kantige Ausführung mit 55mm breitem Lichtaustritt, nahtlos verschweißt; keine sichtbaren Schrauben; ausgelegt für durchgehende Lichtsysteme; Oberfläche weiß, grau, dunkelgrau, schwarz, beige oder dunkelbraun pulverbeschichtet; Leuchtenprofil für Montage vorab lieferbar; restliche Leuchtenkomponenten werkzeuglos montierbar; Anbau- bzw. Pendelleuchte mit 1500 mm Seilabhängung; werkzeuglose Höhenverstellung an der Leuchte; Befestigung an der Leuchte mittels Federclips; frei positionierbar; inkl. transparenter Einspeiseleitung; Lichteinsatz bestehend aus hochreflektierend lackiertem Strangpressprofil für verbessertes Thermomanagement; HPO (High Performance Opal) Abdeckung für homogene Ausleuchtung; mikroprismatische PMMA-Abdeckung inkl. Diffusorfolie zur Reduktion der Leuchtdichte bei homogener Ausleuchtung; energieeffiziente LEDs mit sehr guter Farbwiedergabe; Binning initial ≤ 3 MacAdam; lieferbar in den Lichtfarben 3000 K und 4000 K; CRI ≥ 80; min. 80 % des Lichtstromes nach 50 000 h Lebensdauer; Schutzart IP 20; SK I; wahlweise nicht dimmbar oder DALI-dimmbar

EN Circular segment of rolled aluminium profile, angular design with 55mm wide light emission, seamlessly welded; no visible screws; designed for continuous lighting systems; surface powder coated in white, grey, dark grey, black, beige or dark brown; luminaire profile for mounting available in advance; remaining luminaire components mounted without tools; surface mounted or suspended luminaire with 1500 mm cable suspension; with integrated tool-less suspension height adjustment; spring clip attachment to the luminaire; freely positionable; incl. transparent feed; lighting insert consisting of highly reflective coated extruded profile for improved thermal management; HPO (High Performance Opal) cover for uniform illumination; micro prismatic PMMA diffuser incl. diffuser film for homogeneous illumination and reduced luminance; energy-efficient LEDs with very good colour rendering; binning initial ≤ 3 MacAdam; available in the light colours 3000 K and 4000 K; CRI ≥ 80; min. 80 % of the luminous flux after 50 000 hours; degree of protection IP 20; PC I; optionally non-dimmable or DALI dimmable

Standard configuration

LED TYPE

e	4
e²	5

COLOUR TEMPERATURE

3000 K	5
4000 K	6

CONTROL

non DIM	1
DIM DALI (only e²)	3

MATERIAL COLOUR

white	7

7

LIGHT OPTIC COVER

opal high performance	H

Extended configuration

MATERIAL COLOUR

beige*	K
grey	G
dark grey*	D
dark brown*	N
black	8

*not available for power feeder

K G D N 8

+5 % surcharges

LIGHT OPTIC COVER

microprismatic	Z

Options on request

LIGHT OPTIC COVER

microprismatic (UGR < 19)	





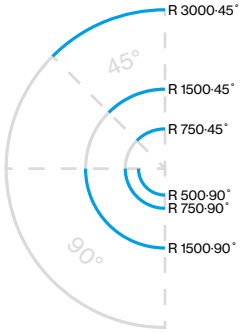

MINO 60 CURVE ceiling / suspended

order installation channel + mounting accessories separately

220-240V
DALI 1ADDR.

INSTALLATION CHANNEL + LIGHT INSET + LIGHT OPTIC COVER

SYSTEM POWER (e / e²)	R (mm)	ORDER CODE
13 / 17 W	500·90°	034-09 5
10 / 13 W	750·45°	034-09 0
18 / 27 W	750·90°	034-09 1
18 / 27 W	1500·45°	034-09 2
37 / 53 W (2 DALI)	1500·90°	034-09 3
37 / 53 W (2 DALI)	3000·45°	034-09 4

COVER	LED TYPE	COLOUR TEMP.	SYSTEM POWER	DELIVERED LUMENS	EFFICACY
opal cover	e	3000 K	16 W/m	1670 lm/m	107 lm/W
		4000 K		1780 lm/m	114 lm/W
	e²	3000 K	23 W/m	2300 lm/m	101 lm/W
		4000 K		2440 lm/m	108 lm/W
microprismatic cover	e	3000 K	16 W/m	1630 lm/m	104 lm/W
		4000 K		1730 lm/m	111 lm/W
	e²	3000 K	23 W/m	2240 lm/m	99 lm/W
		4000 K		2390 lm/m	105 lm/W

LIGHT DISTRIBUTION

opal

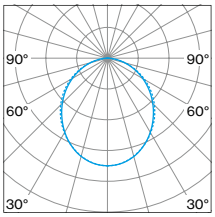

microprismatic

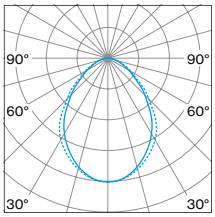

Accessories



END CAPS

TYPE	ORDER CODE
end caps (pair)	034-090201

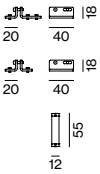

LINEAR CONNECTOR

TYPE	ORDER CODE
linear to curve profile	005-401599
curve to curve profile	005-401588
opal cover linear connector	006-140000
microprismatic cover linear connector	006-160000

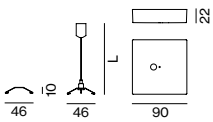

CEILING CLIP / CABLE SUSPENSION / POWER FEEDER

TYPE	L (mm)	ORDER CODE
ceiling clip	10	034-116366
cable suspension	1500	005-212211 0
power feeder 3 × 1,5 mm² (non DIM)	1500	005-221231
power feeder 5 × 1,5 mm² (DALI)	1500	005-221241
cable rail	1200	005-249111 0

THROUGH WIRE

TYPE	ORDER CODE
3 × 1,5 mm² (non DIM, 10 pieces)	004-900003
5 × 1,5 mm² (DIM DALI, 10 pieces)	004-900005

Inspiration

Sport + Fashion Store Schwinghammer
Reisbach, Germany

PRODUCT
MINO 60 CURVE suspended system

ARCHITECT
Franz Heubl Dipl Ing (FH) BDIA
Reisbach, Germany







Inspiration

Microsoft Briefing Center
Wallisellen, Switzerland

PRODUCT
MINO 60 ceiling system

ARCHITECT & INTERIOR DESIGN
COASToffice architecture
Stuttgart, Germany
RBS Group
Zurich, Switzerland

LIGHTING DESIGN
Schili GmbH Licht-Consult
Stuttgart, Germany







MINO 60
direct/indirect suspended system

xal.com/mino

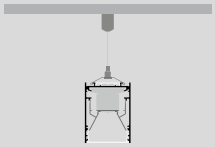

Quickinfo

GENERAL
suspended
IP 20

LED
Mid-power LED
up to 3870 lm/m
up to 120 lm/W
3000 K, 4000 K
CRI ≥ 80
Binning initial ≤ 3 MacAdam

ESTIMATED LED LIFETIME
L80/50 000 h

OPTICAL
direct/indirect illumination
PMMA cover opal
microprismatic (UGR < 19)

ELECTRICAL
non DIM, DIM DALI
transparent feeder cable

PHYSICAL
aluminium
powder-coated
halogen-free cable (internal wiring)

INSET 60
wallwasher,
JUST 32, EM
page 524



Description

DE Leuchtenkörper aus Aluminiumstrangpressprofil, kantige Ausführung mit 55mm breitem Lichtaustritt; direkt/indirekte Abstrahlcharakteristik; keine sichtbaren Schrauben; ausgelegt für durchgehende Lichtsysteme; Oberfläche weiß, grau, dunkelgrau, schwarz, beige oder dunkelbraun pulverbeschichtet; Pendelleuchte mit 1500 mm Seilabhängung; werkzeuglose Höhenverstellung an der Leuchte; Befestigung an der Leuchte mittels Federclips; frei positionierbar; inkl. transparenter Einspeiseleitung; Lichteinsatz bestehend aus hochreflektierend lackiertem Strangpressprofil für verbessertes Thermomanagement; HPO (High Performance Opal) Abdeckung für homogene Ausleuchtung; mikroprismatische PMMA-Abdeckung inkl. Diffusorfolie zur Reduktion der Leuchtdichte bei homogener Ausleuchtung; bildschirmtaugliche Arbeitsplatzleuchte nach DIN EN 12464-1 (UGR < 19); energieeffiziente LEDs mit sehr guter Farbwiedergabe; Binning initial ≤ 3 MacAdam; lieferbar in den Lichtfarben 3000 K und 4000 K; CRI ≥ 80; min. 80 % des Lichtstromes nach 50 000 h Lebensdauer; Schutzart IP 20; SK I; wahlweise nicht dimmbar oder DALI-dimmbar

EN Luminaire body from extruded aluminium profile, angular design with 55mm wide light emission; direct/indirect light distribution; no visible screws; designed for continuous lighting systems; surface powder coated in white, grey, dark grey, black, beige or dark brown; suspended luminaire with 1500 mm cable suspension; with integrated tool-less suspension height adjustment; spring clip attachment to the luminaire; freely positionable; incl. transparent feed; lighting insert consisting of highly reflective coated extruded profile for improved thermal management; HPO (High Performance Opal) cover for uniform illumination; micro prismatic PMMA diffuser incl. diffuser film for homogeneous illumination and reduced luminance; workplace light suitable for VDUs according to DIN EN 12464-1 (UGR < 19); energy-efficient LEDs with very good colour rendering; binning initial ≤ 3 MacAdam; available in the light colours 3000 K and 4000 K; CRI ≥ 80; min. 80 % of the luminous flux after 50 000 hours; degree of protection IP 20; PC I; optionally non-dimmable or DALI dimmable

Features



direct/indirect light distribution



microprismatic (UGR < 19)

Standard configuration

LED TYPE

e	1
e²	2

COLOUR TEMPERATURE

3000 K	5
4000 K	6

CONTROL

non DIM	1
DIM DALI (only e²)	3

MATERIAL COLOUR

white	7

7

LIGHT OPTIC COVER

microprismatic (UGR < 19)	Z

Extended configuration

MATERIAL COLOUR

beige*	K
grey	G
dark grey*	D
dark brown*	N
black	8

*not available for power feeder

K G D N 8

+5 % surcharges

LIGHT OPTIC COVER

opal high performance	H



MINO 60 direct / indirect suspended

order installation channel + mounting accessories separately

UGR < 19 · 220-240 V · DALI 1 ADDR. · pending · CB pending



INSTALLATION CHANNEL + LIGHT INSET + LIGHT OPTIC COVER

SYSTEM POWER (e / e²)	L (mm)	ORDER CODE
21 W / 32 W	872	046-5003
29 W / 42 W	1172	046-5004
35 W / 52 W	1464	046-5005
42 W / 65 W	1756	046-5006
56 W / 83 W	2344	046-5008
29 W e LED corner	625x625	046-5051 1
42 W e² LED corner	625x625	046-5061
blind channel	custom	E85031
blind cover	custom	E80630 B

COVER	LED TYPE	SYSTEM POWER	DIRECT LUMENS	INDIRECT LUMENS	EFFICACY
opal high	e 3000 K	22 W/m	1490 lm/m	950 lm/m	113 lm/W
perfor-	4000 K		1440 lm/m	1010 lm/m	120 lm/W
mance	e² 3000 K	35 W/m	2330 lm/m	1520 lm/m	108 lm/W
	4000 K		2470 lm/m	1610 lm/m	115 lm/W
micro-	e 3000 K	22 W/m	1360 lm/m	950 lm/m	107 lm/W
prismatic	4000 K		1440 lm/m	1010 lm/m	114 lm/W
	e² 3000 K	35 W/m	2120 lm/m	1520 lm/m	103 lm/W
	4000 K		2250 lm/m	1610 lm/m	109 lm/W

LIGHT DISTRIBUTION

opal

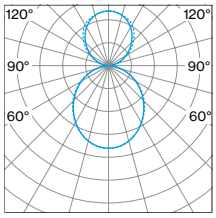

direct / indirect

microprismatic

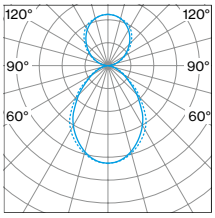

direct / indirect

Accessories

END CAPS



TYPE	ORDER CODE
end caps (pair)	046-501001

LINEAR CONNECTOR

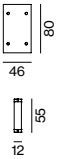

TYPE	ORDER CODE
linear connector (1 piece)	005-400046
linear connector (10 pieces)	005-400046.10
opal cover linear connector	006-140000
microprismatic cover linear connector	006-160000

CABLE SUSPENSION / POWER FEEDER

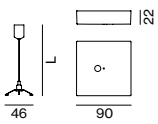

TYPE	L (mm)	ORDER CODE
cable suspension	1500	005-212211 0
power feeder 3 × 1,5 mm² (non DIM)	1500	005-221231
power feeder 5 × 1,5 mm² (DALI)	1500	005-221241
cable rail	1200	005-249111 0

THROUGH WIRE

TYPE	ORDER CODE
3 × 1,5 mm² (non DIM, 10 pieces)	004-900003
5 × 1,5 mm² (DIM DALI, 10 pieces)	004-900005

Inspiration

ITALIANI ma non troppo
Stuttgart, Germany

ARCHITECT
Ippolito Fleitz Group -
Identity Architects
Stuttgart, Germany

PRODUCT
LITO 60 suspended system





Inspiration

Office Center Pionierkaserne
Ingolstadt, Germany

PRODUCT
MINO 60 direct / indirect suspended system

ARCHITECT
pbb Planung + Projektsteuerung GmbH
Ingolstadt, Germany





Inspiration

Office Center Pionierkaserne
Ingolstadt, Germany

PRODUCT
MINO 60 direct / indirect suspended system

ARCHITECT
pbb Planung + Projektsteuerung GmbH
Ingolstadt, Germany







INSET 60
wallwasher

Standard configuration

COLOUR TEMPERATURE

3000 K	5

CONTROL

non DIM	1
DIM DALI	3

MATERIAL COLOUR

white	7

7

LIGHT OPTIC

wallwasher

Extended configuration

COLOUR TEMPERATURE

4000 K	6

MATERIAL COLOUR

grey	G
dark grey	D
black	8

G | D | 8

+5 % surcharges

Description

DE Lichteinsatz mit speziell berechnetem, asymmetrischem Hochglanz-Reflektor für homogene vertikale Beleuchtungen; Lichteinsatz aus weiß, grau, dunkelgrau oder schwarz pulverbeschichtetem Aluminium werkzeuglos einsetzbar

EN Lighting module with specially computed, asymmetrical high gloss reflector for homogeneous vertical lighting; lighting module in aluminium, powder coated in white, grey, dark grey or black, installation without tools



INSET 60 wallwasher e² LED

220-240 V | DALI 1 ADDR.

SYSTEM POWER	L (mm)	ORDER CODE
11 W	571	007-9042
14 W	871	007-9043
19 W	1171	007-9044
23 W	1471	007-9045

LIGHT DISTRIBUTION

wallwasher

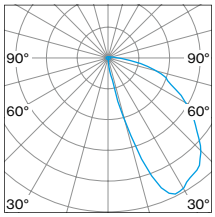

Technical data

INSET 60 wallwasher, 18 W, 3000 K

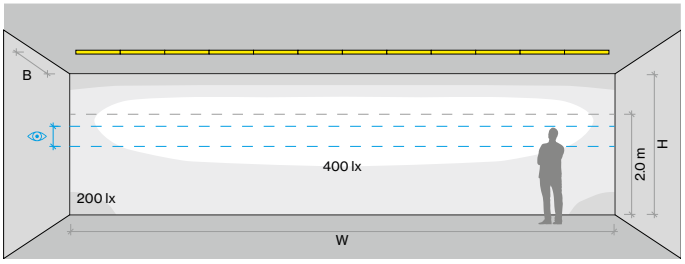

ROOM VALUES

Wall dimensions	H = 2.8 m | W = 10.8 m
Distance to wall	B = 1.3 m
Distance between luminaires	continuous
Reflection factor	0.7 | 0.5 | 0.2
Maintenance factor	0.8

CALCULATION SURFACE

Surface dimensions	10.8 × 2.8 m
Surface height	0 – 2.8 m
Eye level	1.35 m – 1.75 m

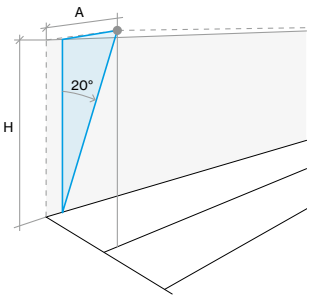

MOUNTING DISTANCE

H (mm)	A (mm)
2750	900
3000	1000
3500	1200

Light output ratio per meter

TYPE	LAMP	SYSTEM POWER	COLOUR TEMP.	DELIVERED LUMENS	EFFICACY
PROFILE 60 WALLWASHER	e² LED	16 W/m	3000 K	1270 lm/m	79 lm/W
			4000 K	1340 lm/m	84 lm/W

INSET 60
JUST 32 / emergency light

Standard configuration

COLOUR TEMPERATURE

3000 K	5

CONTROL

non DIM

MATERIAL COLOUR

white	7

7

LED LENS

medium 27°	M

Extended configuration

COLOUR TEMPERATURE

4000 K	6

MATERIAL COLOUR

grey	G
dark grey	D
black	8

G D 8

+5 % surcharges

LED LENS

spot 19°	S
flood 42°	F

Description

DE Lichteinsatz mit Strahlerkopf aus Aluminium, 352° dreh- und 90° schwenkbar; mit einzelnem LED Lichtpunkt, symmetrische oder asymmetrische Lichtverteilung; als Sicherheitsbeleuchtung, inkl. NL-Baustein 3 h (Selbstüberwachung und Akku); weiß, grau, dunkelgrau oder schwarz Aluminium pulverbeschichtet, werkzeuglos einsetzbar

EN Lighting module with spotlight head in aluminium, 352° rotatable and 90° tiltable; with single LED light point, symmetrical or asymmetrical light distribution; as security lighting, incl. emergency light element 3 h (self test and battery); aluminium, powder coated in white, grey, dark grey or black, installation without tools

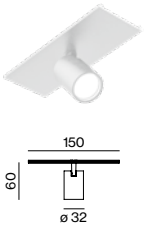

INSET 60 JUST 32

220-240V

SYS. POWER	COLOUR TEMP.	LUM. FLUX	L (mm)	ORDER CODE
1 × 3,5 W	3000 K	300 lm	150	0 0 7 - 9 6 2 1 :: 1 ◪ ▲
	4000 K	330 lm		

LIGHT DISTRIBUTION

spot 19°

h (m)	E (lx)	ø m)
1	1747	ø 0,34
2	437	ø 0,68
3	194	ø 1,03
4	109	ø 1,37
5	70	ø 1,71

medium 27°

h (m)	E (lx)	ø m)
1	918	ø 0,48
2	229	ø 0,97
3	102	ø 1,45
4	57	ø 1,94
5	37	ø 2,42

flood 42°

h (m)	E (lx)	ø m)
1	560	ø 0,77
2	140	ø 1,54
3	62	ø 2,32
4	35	ø 3,09
5	22	ø 3,86

Optical accessories

TYPE	Ø·H (mm)	ORDER CODE
honeycomb louver	30·4	0 0 7 - 1 9 6 5 1 6 8
elliptical sculpture foil	30·4	0 0 7 - 1 9 6 5 2 6 0
snoot	30·15	0 0 7 - 1 9 6 5 3 6 8
colour filter (red, blue, green, etc.)	30·4	on request

use only 1 optical accessory

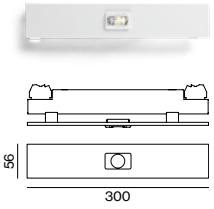

INSET 60 emergency light

220-240V

SYSTEM POWER	LUM. FLUX	L (mm)	ORDER CODE
1,2 W symmetric	100 lm	300	0 1 4 - 0 0 0 1 ◪ N L 3
1,2 W asymmetric	120 lm	300	0 1 4 - 0 0 1 1 ◪ N L 3

LIGHT DISTRIBUTION

symmetric

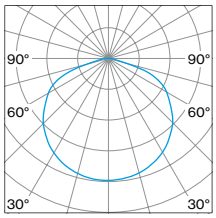

asymmetric

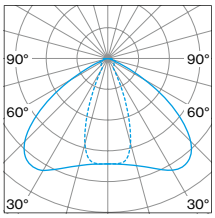

PROFILES 100
system

MOUNTING

OFFSET RECESSED

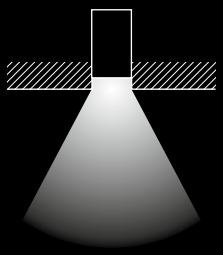

RECESSED

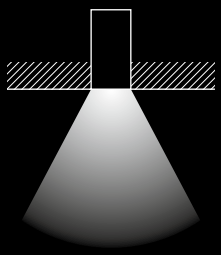

CEILING



SUSPENDED



SHAPES

LINEAR



CORNER



LIGHT DISTRIBUTION

OPAL



MICROPRISMATIC



WALLWASHER



SPOTLIGHT



CONTROL

non DIM
power switch
3000 K / 4000 K

DIM DALI
3000 K / 4000 K

DIM DALI
tunable white
3000–6000 K

non DIM, DIM DALI
emergency light
3000 K / 4000 K

Description

DE Modulares Profilleuchtensystem mit 95 mm breitem Lichtaustritt; hohe Variantenvielfalt für projektspezifische Anforderung; wahlweise als Anbau-, abgehängte (direkte Abstrahlcharakteristik) oder Einbauvariante (randlos oder mit umlaufendem Rand) mit deckenbündiger Leuchtenebene; ausgelegt für durchgehende Lichtsysteme, 90° Winkelverbinder und Kreissegmente für flexiblen Systemaufbau; wahlweise mit verschiedenen Lichteinsätzen; lieferbar in den Lichtfarben 3000 K und 4000 K, optional mit Tunable-White Bestückung (3000 – 6000 K); wahlweise nicht dimmbar mit Powerswitch (e, e², e²⁺) oder DALI-dimmbar (e²); optional Notlichtelement mit 1 h oder 3 h Akku und Selbsttest

EN Modular profile light system with 95 mm wide light emission; large range of versions for specific project requirements; either as surface mounted, suspended (direct light distribution) or recessed variant (with or without trim) with flush lighting level; designed for continuous lighting systems, 90° angle connectors and circular segments for flexible system design; optionally with different light insets; available in the light colours 3000 K and 4000 K, optionally with tunable-white diodes (3000 – 6000 K); optionally non dimmable with Powerswitch (e, e², e²⁺) or DALI-dimmable (e²); optionally emergency light with 1 h or 3 h battery and self test

Overview

	FRAME 100 trim	**MINIMAL 100** trimless	**MINO 100** ceiling	**MINO 100** suspended
		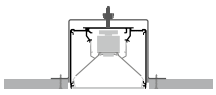	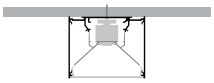	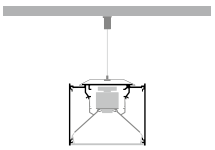
COVER				
opal high performance	•	•	•	•
microprismatic	•	•	•	•
blind cover	•	•	•	•
INSET				
power switch LED (e / e² / e²⁺)	•	•	•	•
power switch LED FLEX (e / e² / e²⁺)	•	•	•	•
DIM DALI e²	•	•	•	•
e² LED tunable white	•	•	•	•
INSET WALLWASHER				
e² LED	•	•	•	
INSET JUST 32				
e² LED	•	•	•	•
INSET LED EMERGENCY LIGHT 1 / 3 h				
symmetric	•	•	•	•
asymmetric	•	•	•	•

FRAME 100
trim
system

xal.com/frame

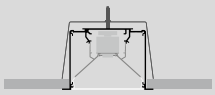

Quickinfo

GENERAL

recessed
IP 20
opt. concrete installation housing

LED

Mid-power LED
up to 3990 lm/m
up to 129 lm/W
3000 K, 4000 K
CRI ≥ 80
Binning initial ≤ 3 MacAdam

ESTIMATED LED LIFETIME

L80 / 50 000 h

OPTICAL

direct illumination
PMMA cover opal
microprismatic (UGR < 19)

ELECTRICAL

non DIM, DIM DALI

PHYSICAL

aluminium
powder-coated
halogen-free cable

INSET 100
wallwasher,
JUST 32, EM
page 544



CONCRETE INSTALLATION HOUSING
page 546



Description

DE Leuchtenkörper aus Aluminiumstrangpressprofil mit 95mm breitem Lichtaustritt; Einbauleuchte mit umlaufendem Rand; für durchgehende Lichtsysteme; für Deckenstärken von 8-25mm; Oberfläche weiß oder grau pulverbeschichtet; Leuchtenprofil für Montage vorab lieferbar; restliche Leuchtenkomponenten werkzeuglos montierbar; Lichteinsatz bestehend aus hochreflektierend lackiertem Strangpressprofil für verbessertes Thermomanagement; optional flexibel ablängbarer Lichteinsatz; HPO (High Performance Opal) Abdeckung für homogene Ausleuchtung; mikroprismatische PMMA-Abdeckung inkl. Diffusorfolie zur Reduktion der Leuchtdichte bei homogener Ausleuchtung; bildschirmtaugliche Arbeitsplatzleuchte nach DIN EN 12464-1 (UGR < 19) bei Powerswitch-Einstellung "e" und "e²"; energieeffiziente LEDs mit sehr guter Farbwiedergabe; Powerswitch (e, e², e²⁺) bei schaltbarer Ausführung, am Lichteinsatz einstellbar; Leistungsaufnahme: e LED - 16 W/m, e² LED - 24 W/m, e²⁺ LED - 36 W/m; Binning initial ≤ 3 MacAdam; Lichtfarbe 3000 K oder 4000 K, optional mit Tunable-White Bestückung (3000 – 6000 K); CRI ≥ 80; L80 / 50 000 h; Schutzart IP 20; SK I; wahlweise nicht dimmbar oder DALI-dimmbar; optional Notlichtelement mit 1h oder 3 h Akku und Selbsttest

EN Luminaire housing from extruded aluminium profile with 95mm wide light exit; Recessed luminaire with trim; for continuous lighting systems; for ceiling thickness of 8-25mm; surface powder coated in white or grey; luminaire profile for mounting available in advance; remaining luminaire components mounted without tools; lighting insert consisting of highly reflective coated extruded profile for improved thermal management; option: lighting module is versatile in length; HPO (High Performance Opal) cover for uniform illumination; micro prismatic PMMA diffuser incl. diffuser film for homogeneous illumination and reduced luminance; screen work capable luminaire as per DIN EN 12464-1 (UGR < 19) with powerswitch setting "e" and "e²"; energy-efficient LEDs with very good colour rendering; powerswitch (e, e², e²⁺) with switchable versions, adjustable on the insert; power consumption: e LED - 16 W/m, e² LED - 24 W/m, e²⁺ LED - 36 W/m; binning initial ≤ 3 MacAdam; light colour 3000 K or 4000 K, optionally with tunable-white diodes (3000 – 6000 K); CRI ≥ 80; L80 / 50 000 h; degree of protection IP 20; PC I; optionally non-dimmable or DALI dimmable; optionally emergency light with 1h or 3 h battery and self test

Features



non DIM power switch (switchable e / e² / e²⁺)



quick lock



flex inset 73 mm steps adjust. (660 – 1171 mm)



tunable white 3000 – 6000 K

Standard configuration

COLOUR TEMPERATURE

3000 K	5
4000 K	6

CONTROL

non DIM (switchable e/e²/e²⁺)	1
DIM DALI (only e²)	3

presetting at delivery: e²

MATERIAL COLOUR

white	7

7

LIGHT OPTIC COVER

opal high performance	H
microprismatic	Z
microprismatic (UGR < 19)*	G
blind cover**	B

*UGR < 19 only with e / e² LED
**only for channel corner 90°

EMERGENCY LIGHT

1h Accupack	N L 1
3h Accupack	N L 3

Extended configuration

MATERIAL COLOUR

grey	G

G

+5 % surcharges

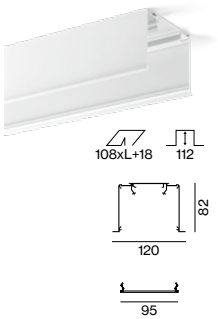

FRAME 100 trim

order installation channel, cover, light inset + mounting accessories separately

INSTALLATION CHANNEL / LIGHT OPTIC COVER / CORNER 90°

TYPE	L (mm)	ORDER CODE
channel	1172	035-01252
channel	1472	035-01552
channel	3000	035-03052
channel	custom	E82150····
cover	1171	006-12122
cover	1470	006-12152
cover	2997	006-12302
cover	custom	E80650···0
channel corner 90° + cover	205x205	035-12652
blind cover	1172	006-11122
blind cover	1472	006-11152
blind cover	3000	006-11302
blind cover	custom	E80650····B

more lenghts, X- and T-connector on request

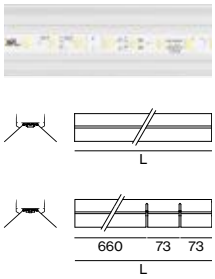

LIGHT INSET 100

POWER SWITCH · DALI 1 ADDR. · 220-240V · CB

non DIM power switch e / e² / e²⁺ / DIM DALI e²

SYSTEM POWER (e / e² / e²⁺)	L (mm)	ORDER CODE
10 / 15 / 21 W	571	007-86P2 7
13 / 22 / 31 W	871	007-86P3 7
17 / 29 / 41 W	1171	007-86P4 7
21 / 37 / 52 W	1463	007-86P5 7 ●
34 / 59 / 82 W	2341	007-86P8 7
flexible inset 17 / 29 / 41 W	660-1171	007-86PF 7

TUNABLE WHITE · DALI 2 ADDR. · 220-240V · CB

DIM DALI tunable white 3000–6000 K

SYSTEM POWER (e²)	L (mm)	ORDER CODE
22 W	871	007-8633D37
29 W	1171	007-8634D37
37 W	1463	007-8635D37
59 W	2341	007-8638D37

LIGHT DISTRIBUTION

opal high perform. 3000 K

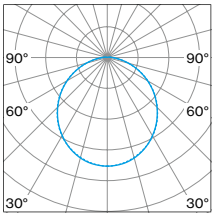

e	1759 lm/m	121 lm/W
e²	2817 lm/m	112 lm/W
e²⁺	3668 lm/m	104 lm/W

microprismatic Z 3000 K

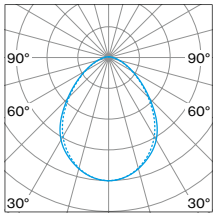

e	1622 lm/m	112 lm/W
e²	2599 lm/m	103 lm/W
e²⁺	3383 lm/m	96 lm/W

microprismatic G 3000 K

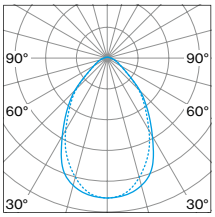

e	1578 lm/m	109 lm/W
e²	2528 lm/m	100 lm/W
e²⁺	3291 lm/m	93 lm/W

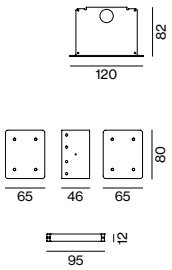

Accessories

END CAPS

TYPE	ORDER CODE
end caps (pair)	035-13152

LINEAR CONNECTOR

TYPE	ORDER CODE
linear connector (1 piece)	005-40066
linear connector (10 pieces)	005-40066.10
opal cover linear connector	006-10000
microprismatic cover linear connector	006-12000

MOUNTING BRACKET

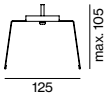

TYPE	CEILING THICKNESS (mm)	ORDER CODE
mounting bracket (1 piece)	8-25	035-10230
mounting bracket (25 pieces)	8-25	035-10230.25

number of brackets required: length of your system in metres+1

THROUGH WIRE

TYPE	ORDER CODE
3 × 1,5 mm² (non DIM, 10 pieces)	004-90003
5 × 1,5 mm² (DIM DALI, 10 pieces)	004-90005

Inspiration

michael pachleitner group
Graz, Austria

ARCHITECT
GSarchitects
Graz, Austria

PRODUCT
FRAME 100 trim system







MINIMAL 100
trimless system

xal.com/minimal

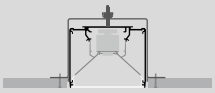

Quickinfo

GENERAL

recessed
IP 20
opt. concrete installation housing

LED

Mid-power LED
up to 3990 lm/m
up to 129 lm/W
3000 K, 4000 K
CRI ≥ 80
Binning initial ≤ 3 MacAdam

ESTIMATED LED LIFETIME

L80 / 50 000 h

OPTICAL

direct illumination
PMMA cover opal
microprismatic (UGR < 19)

ELECTRICAL

non DIM, DIM DALI

PHYSICAL

aluminium
powder-coated
halogen-free cable

INSET 100
wallwasher, JUST 32, EM
page 544



CONCRETE INSTALLATION HOUSING
page 546



Description

DE Leuchtenkörper aus Aluminiumstrangpressprofil mit 95mm breitem Lichtaustritt; geeignet für den randlosen Einbau in Gipskartondecken; spezielle Randausbildung mit Rillen für bessere Haftung der Spachtelmasse; für durchgehende Lichtsysteme; für Deckenstärken von 8-25mm; Oberfläche weiß pulverbeschichtet; Leuchtenprofil für Montage vorab lieferbar; restliche Leuchtenkomponenten werkzeuglos montierbar; Lichteinsatz bestehend aus hochreflektierend lackiertem Strangpressprofil für verbessertes Thermomanagement; optional flexibel ablängbarer Lichteinsatz; HPO (High Performance Opal) Abdeckung für homogene Ausleuchtung; mikroprismatische PMMA-Abdeckung inkl. Diffusorfolie zur Reduktion der Leuchtdichte bei homogener Ausleuchtung; bildschirmtaugliche Arbeitsplatzleuchte nach DIN EN 12464-1 (UGR < 19) bei Powerswitch-Einstellung "e" und "e²"; energieeffiziente LEDs mit sehr guter Farbwiedergabe; Powerswitch (e, e², e²⁺) bei schaltbarer Ausführung, am Lichteinsatz einstellbar; Leistungsaufnahme: e LED - 16 W/m, e² LED - 24 W/m, e²⁺ LED - 36 W/m; Binning initial ≤ 3 MacAdam; Lichtfarbe 3000 K oder 4000 K, optional mit Tunable-White Bestückung (3000 – 6000 K); CRI ≥ 80; L80 / 50 000 h; Schutzart IP 20; SK I; wahlweise nicht dimmbar oder DALI-dimmbar; optional Notlichtelement mit 1h oder 3 h Akku und Selbsttest

EN Luminaire housing from extruded aluminium profile with 95mm wide light exit; for trimless installation in plasterboard ceilings; special edge design with grooves for better adhesion of filler; for continuous lighting systems; for ceiling thickness of 8-25mm; surface white powder coated; luminaire profile for mounting available in advance; remaining luminaire components mounted without tools; lighting insert consisting of highly reflective coated extruded profile for improved thermal management; option: lighting module is versatile in length; HPO (High Performance Opal) cover for uniform illumination; micro prismatic PMMA diffuser incl. diffuser film for homogeneous illumination and reduced luminance; screen work capable luminaire as per DIN EN 12464-1 (UGR < 19) with powerswitch setting "e" and "e²"; energy-efficient LEDs with very good colour rendering; powerswitch (e, e², e²⁺) with switchable versions, adjustable on the insert; power consumption: e LED - 16 W/m, e² LED - 24 W/m, e²⁺ LED - 36 W/m; binning initial ≤ 3 MacAdam; light colour 3000 K or 4000 K, optionally with tunable-white diodes (3000 – 6000 K); CRI ≥ 80; L80 / 50 000 h; degree of protection IP 20; PC I; optionally non-dimmable or DALI dimmable; optionally emergency light with 1h or 3 h battery and self test

Features



non DIM power switch (switchable e/e²/e²⁺)



quick lock



flex inset 73 mm steps adjust. (660 – 1171 mm)



tunable white 3000 – 6000 K

Standard configuration

COLOUR TEMPERATURE

3000 K	5
4000 K	6

CONTROL

non DIM (switchable e/e²/e²⁺)	1
DIM DALI (only e²)	3

presetting at delivery: e²

MATERIAL COLOUR

white

LIGHT OPTIC COVER

opal high performance	H
microprismatic	Z
microprismatic (UGR < 19)*	G
blind cover**	B

*UGR < 19 only with e / e² LED
**only for channel corner 90°

EMERGENCY LIGHT

1h Accupack	N L 1
3h Accupack	N L 3

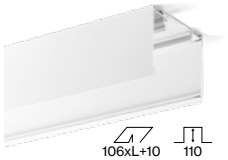

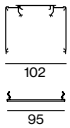

MINIMAL 100 trimless

order installation channel, cover, light inset + mounting accessories separately

INSTALLATION CHANNEL / LIGHT OPTIC COVER / CORNER 90°

TYPE	L (mm)	ORDER CODE
channel	1172	036-01267
channel	1472	036-01567
channel	3000	036-03067
channel	custom	E82050····7
cover	1171	006-12122
cover	1470	006-12152
cover	2997	006-12302
cover	custom	E80650····0
channel corner 90° + cover	200x200	036-12667
blind cover	1172	006-11127
blind cover	1472	006-11157
blind cover	3000	006-11307
blind cover	custom	E80650····7B

more lenghts, X- and T-connector on request

LIGHT INSET 100





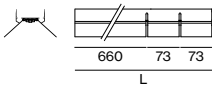

POWER SWITCH · DALI 1 ADDR. · 220-240V · CB

non DIM power switch e / e² / e²⁺ / DIM DALI e²

SYSTEM POWER (e / e² / e²⁺)	L (mm)	ORDER CODE
10 / 15 / 21 W	571	007-86P2 ⁘ ⇕ 7
15 / 22 / 31 W	871	007-86P3 ⁘ ⇕ 7
17 / 29 / 41 W	1171	007-86P4 ⁘ ⇕ 7
21 / 37 / 52 W	1463	007-86P5 ⁘ ⇕ 7 ●
34 / 59 / 82 W	2341	007-86P8 ⁘ ⇕ 7
flexible inset 17 / 29 / 41 W	660-1171	007-86PF ⁘ ⇕ 7

TUNABLE WHITE · DALI 2 ADDR. · 220-240V · CB

DIM DALI tunable white 3000–6000 K

SYSTEM POWER (e²)	L (mm)	ORDER CODE
22 W	871	007-8633D37
27 W	1171	007-8634D37
37 W	1463	007-8635D37
59 W	2341	007-8638D37

LIGHT DISTRIBUTION

opal high perform. 3000 K

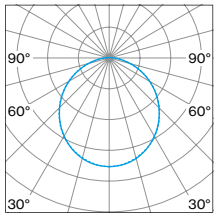

e	1759 lm/m	121 lm/W
e²	2817 lm/m	112 lm/W
e²⁺	3668 lm/m	104 lm/W

microprismatic Z 3000 K

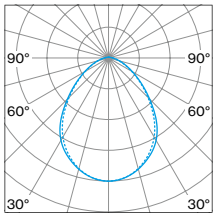

e	1622 lm/m	112 lm/W
e²	2599 lm/m	103 lm/W
e²⁺	3383 lm/m	96 lm/W

microprismatic G 3000 K

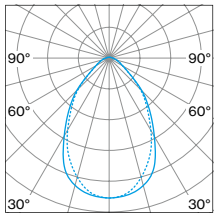

e	1578 lm/m	109 lm/W
e²	2528 lm/m	100 lm/W
e²⁺	3291 lm/m	93 lm/W



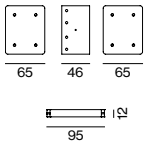

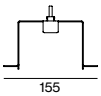

Accessories

END CAPS

TYPE	ORDER CODE
end caps (pair)	036-13067

LINEAR CONNECTOR

TYPE	ORDER CODE
linear connector (1 piece)	005-40066
linear connector (10 pieces)	005-40066.10
opal cover linear connector	006-10000
microprismatic cover linear connector	006-12000

MOUNTING BRACKET

TYPE	CEILING THICKNESS (mm)	ORDER CODE
mounting bracket (1 piece)	8–25	036-10300
mounting bracket (25 pieces)	8–25	036-10300.25

number of brackets required: length of your system in metres+1

THROUGH WIRE

TYPE	ORDER CODE
3 × 1,5 mm² (non DIM, 10 pieces)	004-90003
5 × 1,5 mm² (DIM DALI, 10 pieces)	004-90005

Inspiration

Bank of Ireland
Dublin, Ireland

PRODUCT
MINIMAL 100 trimless system

ARCHITECT
Henry J Lyons Architects
Dublin, Ireland

LIGHTING DESIGN
O'Connor Sutton Cronin
Dublin, Ireland





Inspiration

SNS Headquarters
Moscow, Russia

PRODUCT
MINIMAL 100 trimless system

ARCHITECT
ABD Architects
Moscow, Russia

LIGHTING DESIGN
Light & Design
Moscow, Russia




SNS



MINO 100
ceiling / suspended system

xal.com/mino

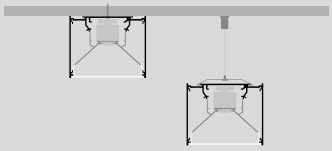

Quickinfo

GENERAL

ceiling / suspended
IP 20
opt. concrete installation housing

LED

Mid-power LED
up to 3990 lm/m
up to 129 lm/W
3000 K, 4000 K
CRI ≥ 80
Binning initial ≤ 3 MacAdam
L80 / 50 000 h

OPTICAL

direct illumination
PMMA cover opal
microprismatic (UGR < 19)

ELECTRICAL

non DIM, DIM DALI
transparent feeder cable

PHYSICAL

aluminium
powder-coated
halogen-free cable (internal wiring)

INSET 60
wallwasher, JUST 32, EM
page 524



CONCRETE INSTALLATION HOUSING
page 546



Description

DE Leuchtenkörper aus Aluminiumstrang-pressprofil, kantige Ausführung, 95mm breiter Lichtaustritt; keine sichtbaren Schrauben; für durchgehende Lichtsysteme; Oberfläche weiß, grau, dunkelgrau, schwarz, beige oder dunkelbraun pulverbeschichtet; Leuchtenprofil für Montage vorab lieferbar; restl. Komponenten werkzeuglos montierbar; Anbau- bzw. Pendelleuchte mit 1500 mm Seilabhängung; werkzeuglose Höhenverstellung an der Leuchte; Federclips-Befestigung an der Leuchte; frei positionierbar; inkl. transp. Einspeiseleitung; Lichteinsatz bestehend aus hochreflektierend lackiertem Strangpressprofil für verbessertes Thermomanagement; optional flexibel ablängbarer Lichteinsatz; HPO (High Performance Opal) Abdeckung für homogene Ausleuchtung; mikroprismatische PMMA-Abdeckung inkl. Diffusorfolie zur Reduktion der Leuchtdichte bei homogener Ausleuchtung; bildschirmtaugliche Arbeitsplatzleuchte nach DIN EN 12464-1 (UGR < 19) bei Powerswitch-Einstellung "e" und "e²"; energieeffiziente LEDs mit sehr guter Farbwiedergabe; Powerswitch (e, e², e²⁺) bei schaltbarer Ausführung, am Lichteinsatz einstellbar; Leistungsaufnahme: e LED - 16 W/m, e² LED - 24 W/m, e²⁺ LED - 36 W/m; Binning initial ≤ 3 MacAdam; Lichtfarbe 3000 K oder 4000 K, optional Tunable-White (3000–6000 K); CRI ≥ 80; L80 / 50 000 h; IP 20; SK I; nicht dimmbar oder DALI-dimmbar; optional Notlichtelement mit 1h oder 3h Akku und Selbsttest

EN Luminaire body from extruded aluminium profile, angular design, 95mm wide light emission; no visible screws; for continuous lighting systems; surface powder coated in white, grey, dark grey, black, beige or dark brown; luminaire profile for mounting available in advance; remaining components mounted without tools; surface mounted or suspended luminaire with 1500 mm cable suspension; with integrated tool-less suspension height adjustment; spring clip attachment to the luminaire; freely positionable; with transparent feeder cable; lighting insert consisting of highly reflective coated extruded profile for improved thermal management; option: lighting module is versatile in length; HPO (High Performance Opal) cover for uniform illumination; micro prismatic PMMA diffuser incl. diffuser film for homogeneous illumination and reduced luminance; screen work capable luminaire as per DIN EN 12464-1 (UGR < 19) with powerswitch setting "e" and "e²"; energy-efficient LEDs with very good colour rendering; powerswitch (e, e², e²⁺) with switchable versions, adjustable on the insert; power consumption: e LED - 16 W/m, e² LED - 24 W/m, e²⁺ LED - 36 W/m; binning initial ≤ 3 MacAdam; light colour 3000 K or 4000 K, as an option tunable-white (3000–6000 K); CRI ≥ 80; L80 / 50 000 h; IP 20; PC I; non dimmable or DALI dimmable; optionally emergency light with 1h or 3h battery and self test

Features



non DIM power switch (switchable e / e² / e²⁺)



quick lock



flex inset 73 mm steps adjust. (660–1171 mm)



tunable white 3000–6000 K

Standard configuration

COLOUR TEMPERATURE

3000 K	5
4000 K	6

CONTROL

non DIM (switchable e/e²/e²⁺)	1
DIM DALI (only e²)	3

presetting at delivery: e²

MATERIAL COLOUR

white	7

7

LIGHT OPTIC COVER

opal high performance	H
microprismatic	Z
microprismatic (UGR < 19)*	G
blind cover**	B

*UGR < 19 only with e / e² LED
**only for channel corner 90°

EMERGENCY LIGHT

1h Accupack	N L 1
3h Accupack	N L 3

Extended configuration

MATERIAL COLOUR

beige*	K
grey	G
dark grey*	D
dark brown*	N
black	8

*not available for power feeder

K G D N 8

+5 % surcharges

LIGHT DISTRIBUTION

opal high perform. 3000 K

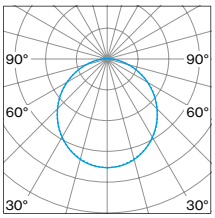

e	1759 lm/m	121 lm/W
e²	2817 lm/m	112 lm/W
e²⁺	3668 lm/m	104 lm/W

microprismatic Z 3000 K

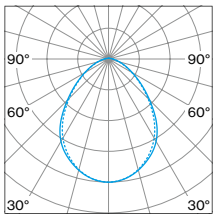

e	1622 lm/m	112 lm/W
e²	2599 lm/m	103 lm/W
e²⁺	3383 lm/m	96 lm/W

microprismatic G 3000 K

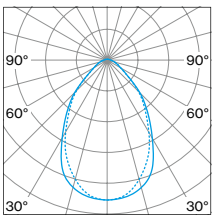

e	1578 lm/m	109 lm/W
e²	2528 lm/m	100 lm/W
e²⁺	3291 lm/m	93 lm/W



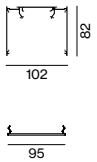

MINO 100 ceiling / suspended

order installation channel, cover, light inset + mounting accessories separately

INSTALLATION CHANNEL / LIGHT OPTIC COVER / CORNER 90°

TYPE	L (mm)	ORDER CODE
channel	1172	034-0126
channel	1472	034-0156
channel	3000	034-0306
channel	custom	E85050
cover	1171	006-12122
cover	1470	006-12152
cover	2997	006-12302
cover	custom	E80650 0
channel corner 90° + cover	200x200	034-1266
blind cover	1172	006-1112
blind cover	1472	006-1115
blind cover	3000	006-1130
blind cover	custom	E80650 B

more lenghts, X- and T-connector on request

LIGHT INSET 100



POWER SWITCH · DALI 1 ADDR. · 220-240V · CB

non DIM power switch e / e² / e²⁺ / DIM DALI e²

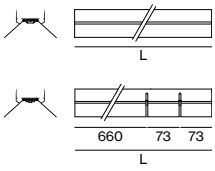

SYSTEM POWER (e / e² / e²⁺)	L (mm)	ORDER CODE
10 / 15 / 21 W	571	007-86P2 7
13 / 22 / 31 W	871	007-86P3 7
17 / 29 / 41 W	1171	007-86P4 7
21 / 37 / 52 W	1463	007-86P5 7 ●
34 / 59 / 82 W	2341	007-86P8 7
flexible inset 17 / 29 / 41 W	660-1171	007-86PF 7

TUNABLE WHITE · DALI 2 ADDR. · 220-240V · CB

DIM DALI tunable white 3000–6000 K

SYSTEM POWER (e²)	L (mm)	ORDER CODE
22 W	871	007-8633D37
27 W	1171	007-8634D37
37 W	1463	007-8635D37
59 W	2341	007-8638D37

Accessories

END CAPS

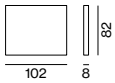

TYPE	ORDER CODE
end caps (pair)	034-1306

LINEAR CONNECTOR

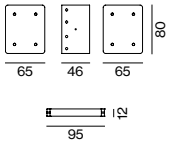

TYPE	ORDER CODE
linear connector (1 piece)	005-400066
linear connector (10 pieces)	005-400066.10
opal cover linear connector	006-100000
microprismatic cover linear connector	006-120000

CEILING CLIP / CABLE SUSPENSION / POWER FEEDER

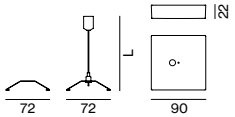

TYPE	L (mm)	ORDER CODE
ceiling clip	10	034-118366
cable suspension	1500	005-2132110
power feeder 3 × 1,5 mm² (non DIM)	1500	005-2212316
power feeder 5 × 1,5 mm² (DALI)	1500	005-2212416
cable rail	1200	005-2491110

THROUGH WIRE

TYPE	ORDER CODE
3 × 1,5 mm² (non DIM, 10 pieces)	004-900003
5 × 1,5 mm² (DIM DALI, 10 pieces)	004-900005

Inspiration

mo.studio architecture & design
Meerbusch, Germany

PRODUCT
MINO 100 ceiling / suspended system

ARCHITECT
mo.studio architecture & design
Meerbusch, Germany





Inspiration

Cadence

PRODUCT
MINO 100 ceiling system

ARCHITECT
Hadas Makov

LIGHTING DESIGN
Orly Avron Alkabes




MAIN CAFETERIA
RECEPTION: BUILDING B
AIM NACHMAN BIALIK 219
TRAINING
RESTROOMS
BERT EINSTEIN 315
A YONATH 318
IR PNUELI 336
EMMY NOETHER 348
RICHARD FEYNMAN 376

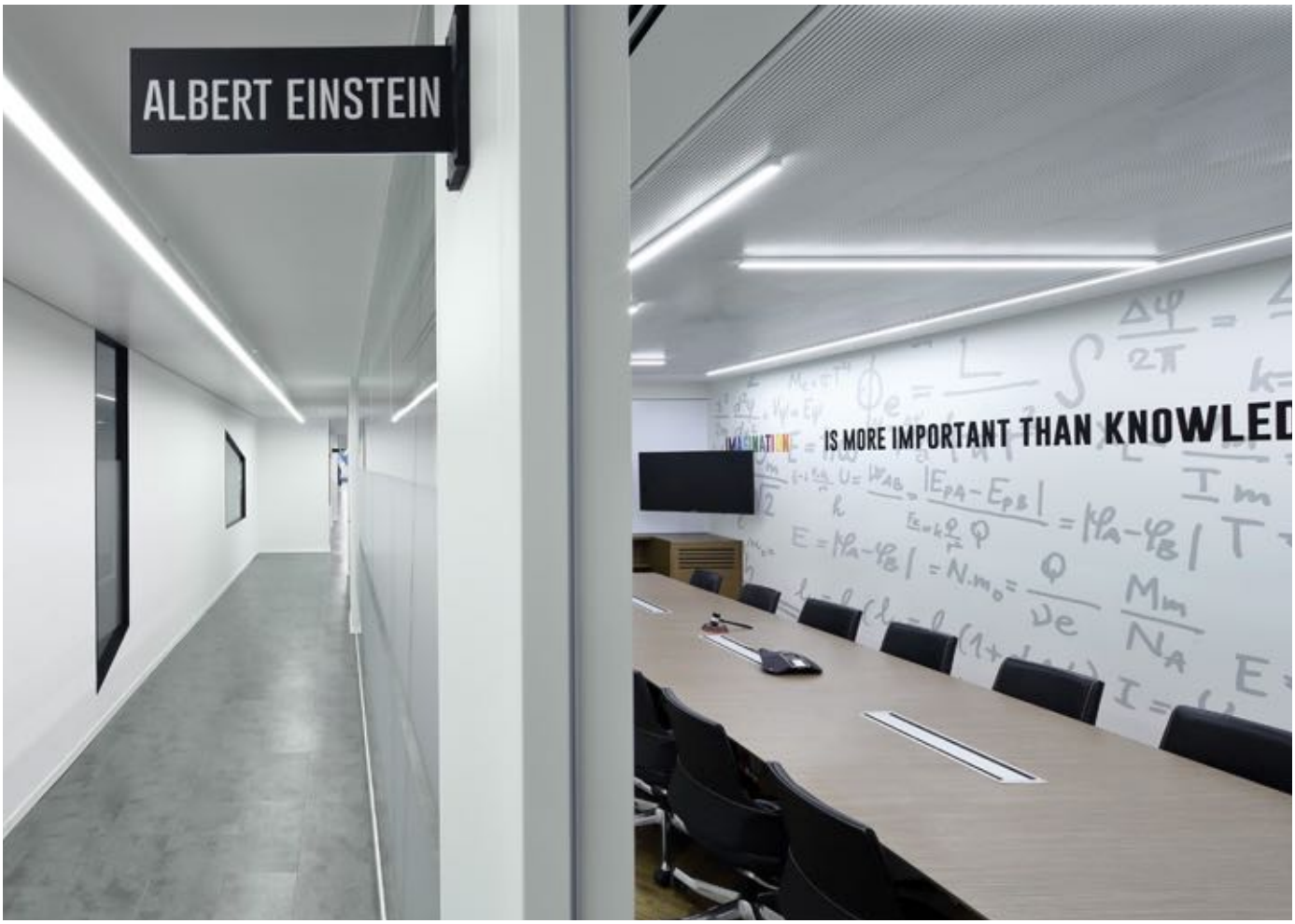
ALBERT EINSTEIN
IS MORE IMPORTANT THAN KNOWLED

INSET 100
wallwasher

Standard configuration

COLOUR TEMPERATURE

3000 K	5

CONTROL

non DIM	1
DIM DALI	3

MATERIAL COLOUR

white	7

7

LIGHT OPTIC

asymmetric

Extended configuration

COLOUR TEMPERATURE

4000 K	6

MATERIAL COLOUR

grey	G
dark grey	D
black	8

G | D | 8

+5 % surcharges

Description

DE Lichteinsatz mit speziell berechnetem, asymmetrischem Hochglanz-Reflektor für homogene vertikale Beleuchtungen; Lichteinsatz aus weiß, grau, dunkelgrau oder schwarz pulverbeschichtetem Aluminium werkzeuglos einsetzbar

EN Lighting module with specially computed, asymmetrical high gloss reflector for homogeneous vertical lighting; lighting module in aluminium, powder coated in white, grey, dark grey or black, installation without tools

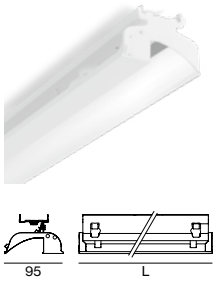

INSET 100 wallwasher e² LED

DALI 1 ADDR. | 220-240 V

SYSTEM POWER	L (mm)	ORDER CODE
20 W	571	007-9052
30 W	871	007-9053
40 W	1171	007-9054
51 W	1463	007-9055

LIGHT DISTRIBUTION

asymmetric

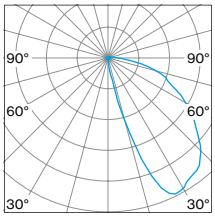

Technical data

INSET 100 wallwasher, 30 W, 3000 K

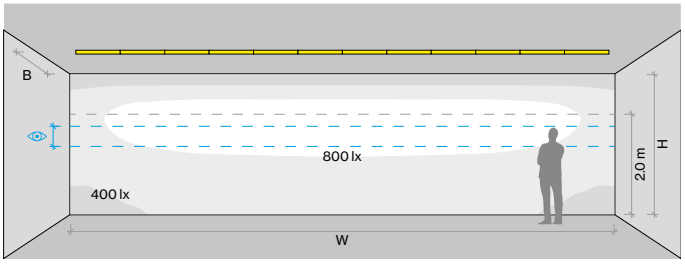

ROOM VALUES

Wall dimensions	H = 2.8 m | W = 10.8 m
Distance to wall	B = 1.3 m
Distance between luminaires	continuous
Reflection factor	0.7 | 0.5 | 0.2
Maintenance factor	0.8

CALCULATION SURFACE

Surface dimensions	10.8 × 2.8 m
Surface height	0 – 2.8 m
Eye level	1.35 m – 1.75 m

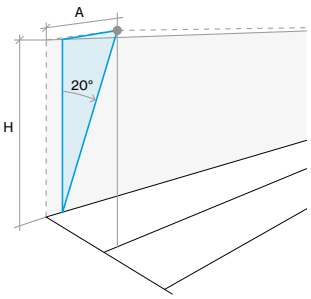

MOUNTING DISTANCE

H (mm)	A (mm)
2750	900
3000	1000
3500	1200

Light output ratio per meter

TYPE	LAMP	SYSTEM POWER	COLOUR TEMP.	DELIVERED LUMENS	EFFICACY
PROFILE 100 WALLWASHER	e² LED	35 W/m	3000 K	2820 lm/m	82 lm/W
			4000 K	2990 lm/m	87 lm/W

INSET 100
JUST 32 / emergency light

Standard configuration

COLOUR TEMPERATURE

3000 K	5

CONTROL

non DIM	

MATERIAL COLOUR

white	7

7

LED LENS

medium 27°	M

Extended configuration

COLOUR TEMPERATURE

4000 K	6

MATERIAL COLOUR

grey	G
dark grey	D
black	8

G D 8

+5 % surcharges

LED LENS

spot 19°	S
flood 42°	F

Description

DE Lichteinsatz mit Strahlerkopf aus Aluminium, 352° dreh- und 90° schwenkbar; mit einzelnem LED Lichtpunkt, symmetrische oder asymmetrische Lichtverteilung; als Sicherheitsbeleuchtung, inkl. NL-Baustein 3 h (Selbstüberwachung und Akku); weiß, grau, dunkelgrau oder schwarz Aluminium pulverbeschichtet, werkzeuglos einsetzbar

EN Lighting module with spotlight head in aluminium, 352° rotatable and 90° tiltable; with single LED light point, symmetrical or asymmetrical light distribution; as security lighting, incl. emergency light element 3h (self test and battery); aluminium, powder coated in white, grey, dark grey or black, installation without tools



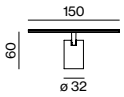

INSET 100 JUST 32

220-240V

SYS. POWER	COLOUR TEMP.	LUM. FLUX	L (mm)	ORDER CODE
1 × 3,5 W	3000 K	300 lm	150	0 0 7 - 9 6 5 1 :: 1 ◪ ▲
	4000 K	330 lm		

LIGHT DISTRIBUTION

spot 19°

h (m)	E (lx)	ø m)
1	1747	ø 0,34
2	437	ø 0,68
3	194	ø 1,03
4	109	ø 1,37
5	70	ø 1,71

medium 27°

h (m)	E (lx)	ø m)
1	918	ø 0,48
2	229	ø 0,97
3	102	ø 1,45
4	57	ø 1,94
5	37	ø 2,42

flood 42°

h (m)	E (lx)	ø m)
1	560	ø 0,77
2	140	ø 1,54
3	62	ø 2,32
4	35	ø 3,09
5	22	ø 3,86

Optical accessories

TYPE	Ø·H (mm)	ORDER CODE
honeycomb louver	30·4	0 0 7 - 1 9 6 5 1 6 8
elliptical sculpture foil	30·4	0 0 7 - 1 9 6 5 2 6 0
snoot	30·15	0 0 7 - 1 9 6 5 3 6 8
colour filter (red, blue, green, etc.)	30·4	on request

use only 1 optical accessory

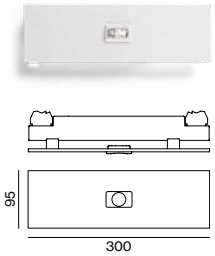

INSET 100 emergency light

220-240V

SYSTEM POWER	LUM. FLUX	L (mm)	ORDER CODE
1,2 W symmetric	100 lm	300	0 1 4 - 0 0 0 2 ◪ N L 3
1,2 W asymmetric	120 lm	300	0 1 4 - 0 0 1 2 ◪ N L 3

LIGHT DISTRIBUTION

symmetric

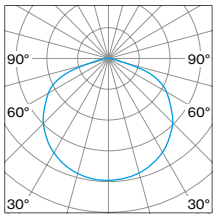

asymmetric

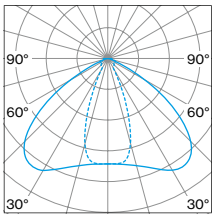

CONCRETE INSTALLATION HOUSING



Only for installation in concrete ceilings.
No use for wall installation (only on request).

Order options

NUMBER OF PIECES	
2 pieces	2
3 pieces	3

Description

DE Betoneingießgehäuse aus Aluminiumprofil, ausgelegt für durchgehende Lichtsysteme

EN Concrete casting made of aluminium profile, designed for continuous lighting systems

BASO 40 trimless / trim / surface

HOUSING FOR CONCRETE INSTALLATION

TYPE	L (mm)	ORDER CODE
BASO 40 trim	3000	005-41336
BASO 40 trimless	3000	005-41336
BASO 40 surface	3000	005-41336



MOUNTING SET

TYPE	ORDER CODE
BASO 40 trim / surface	035-06000
BASO 40 trimless	036-06000

up to 900 mm: 2 pieces / up to 1500 mm: 3 pieces / up to 3000 mm: 2 × 2 pieces

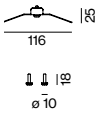

END CAPS

TYPE	ORDER CODE
end caps (pair)	005-41236

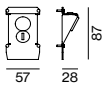

LINEAR CONNECTOR

TYPE	ORDER CODE
linear connector (1 piece)	005-41166
linear connector (10 pieces)	005-41166.10

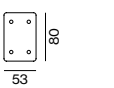

CORNER CONNECTOR 90°

TYPE	L (mm)	ORDER CODE
BASO 40 trim	140	035-06016
BASO 40 trimless	147	036-06016
BASO 40 surface	157	034-06016

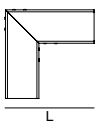

Order options

NUMBER OF PIECES

2 pieces	2
3 pieces	3

FRAME 60 / MINIMAL 60 / MINO 60

HOUSING FOR CONCRETE INSTALLATION

TYPE	L (mm)	ORDER CODE
FRAME 60 trim	3000	005-41346
MINIMAL 60 trimless	3000	005-41346
MINO 60 ceiling	3000	005-41446





MOUNTING SET

TYPE	ORDER CODE
FRAME 60 trim	035-06000
MINIMAL 60 trimless	036-04000
MINO 60 ceiling	034-04000

up to 900 mm: 2 pieces / up to 1500 mm: 3 pieces / up to 3000 mm: 2 × 2 pieces

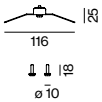



END CAPS

TYPE	ORDER CODE
end caps (pair)	005-41246

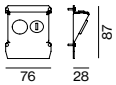



LINEAR CONNECTOR

TYPE	ORDER CODE
linear connector (1 piece)	005-41166
linear connector (10 pieces)	005-41166.10





CORNER CONNECTOR 90°

TYPE	L (mm)	ORDER CODE
FRAME 60 trim	142	035-04016
MINIMAL 60 trimless	146	036-04016
MINO 60 ceiling	157	034-04016

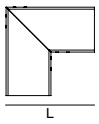



Order options

NUMBER OF PIECES

2 pieces	2
3 pieces	3

FRAME 100 / MINIMAL 100 / MINO 100

HOUSING FOR CONCRETE INSTALLATION

TYPE	L (mm)	ORDER CODE
FRAME 100 trim	3000	005-41366
MINIMAL 100 trimless	3000	005-41366
MINO 100 ceiling	3000	005-41466

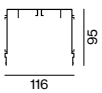



MOUNTING SET

TYPE	ORDER CODE
FRAME 100 trim	035-06000
MINO 100 trimless	036-05000
MINO 100 ceiling	034-04000

up to 900 mm: 2 pieces / up to 1500 mm: 3 pieces / up to 3000 mm: 2x2 pieces

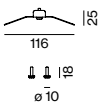



END CAPS

TYPE	ORDER CODE
end caps (pair)	005-41266

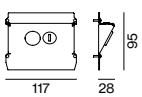



LINEAR CONNECTOR

TYPE	ORDER CODE
linear connector (1 piece)	005-41166
linear connector (10 pieces)	005-41166.10





CORNER CONNECTOR 90°

TYPE	L (mm)	ORDER CODE
FRAME 100 trim	202	035-05016
MINIMAL 100 trimless	207	036-05016
MINO 100 ceiling	207	034-05016

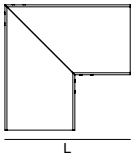



TASK
system

MOUNTING

SUSPENDED



SUSPENDED INDIRECT

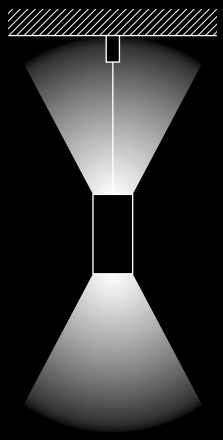

SHAPES

LINEAR



CORNER



CURVE



LIGHT DISTRIBUTION

MICROPRISMATIC
UGR < 19



CONTROL

non DIM
3000 K / 4000 K

DIM DALI
3000 K / 4000 K

Description

DE Extrem flacher Leuchtenkörper mit abgerundeten Kanten; abgehängt, wahlweise mit direkter bzw. direkt/indirekter Abstrahlcharakteristik; ausgelegt für durchgehende Lichtsysteme, 90° Winkelverbinder und Kreissegmente für flexiblen Systemaufbau; bildschirmtaugliche Arbeitsplatzleuchte nach DIN EN 12464-1 (UGR < 19); lieferbar in den Lichtfarben 3000 K und 4000 K; wahlweise nicht dimmbar oder DALI-dimmbar

EN Flat housing with rounded edges; suspended, either with direct or direct/indirect light distribution; designed for continuous lighting systems, 90° angle connectors and circular segments for flexible system design; workplace light suitable for VDUs according to DIN EN 12464-1 (UGR < 19); available in the light colours 3000 K and 4000 K; optionally non-dimmable or DALI dimmable

TASK system

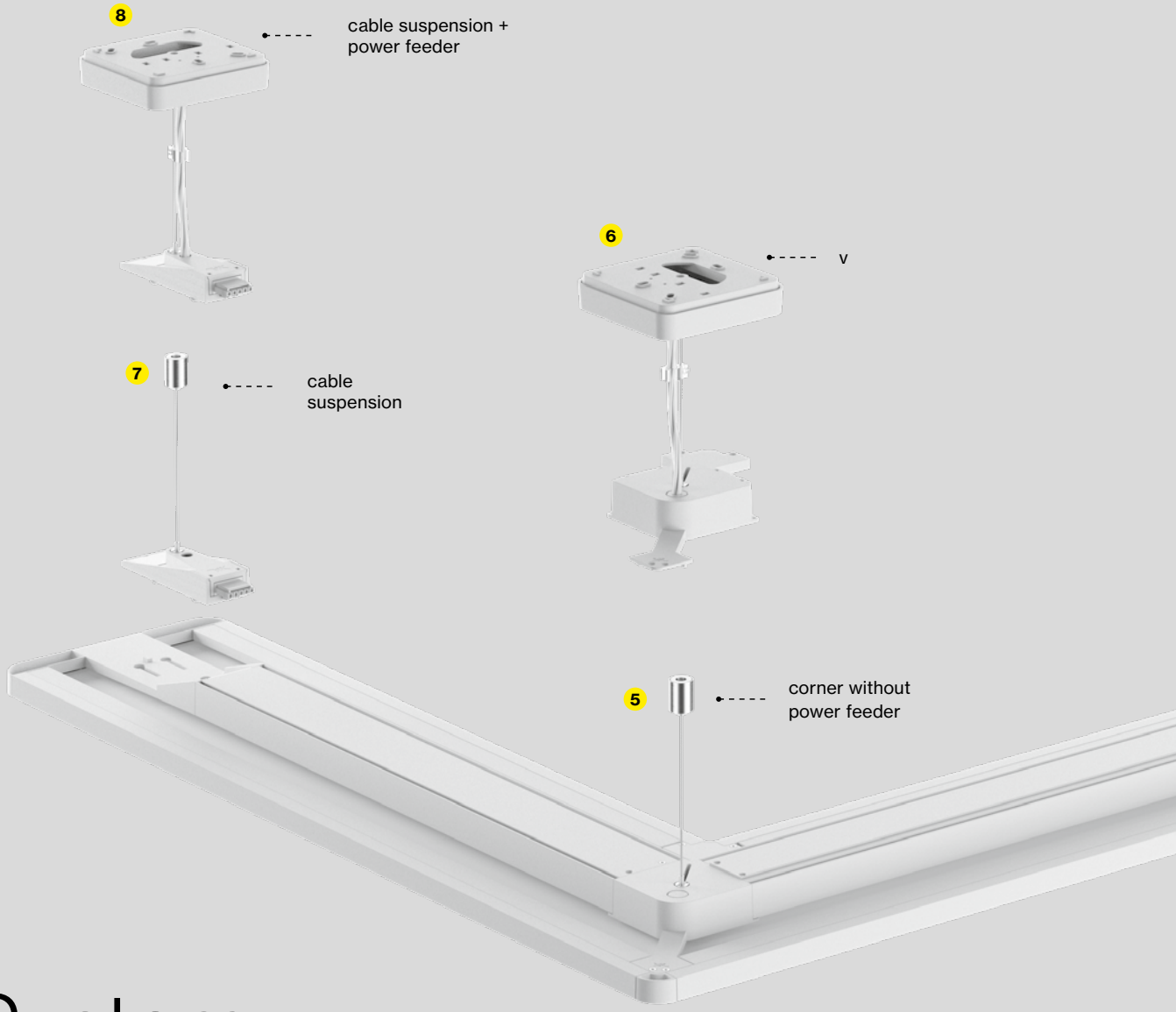

System Components

Smart plug connections for intelligent configurations

DE Die Verbindung der einzelnen Pendelleuchten erfolgt mittels zum Patent angemeldeten Linear Connector vollkommen werkzeuglos und optisch zurückhaltend. Die elektrische Kontaktierung ist dabei bereits automatisch gegeben. Komplettiert wird das System durch funktionale Seilabhängungen.

EN The individual pendant lamps are connected invisibly and completely without tools by means of the patent-pending linear connector. Electrical contact is established automatically. The system is rounded out by functional cord suspensions.

LINEAR CONNECTOR



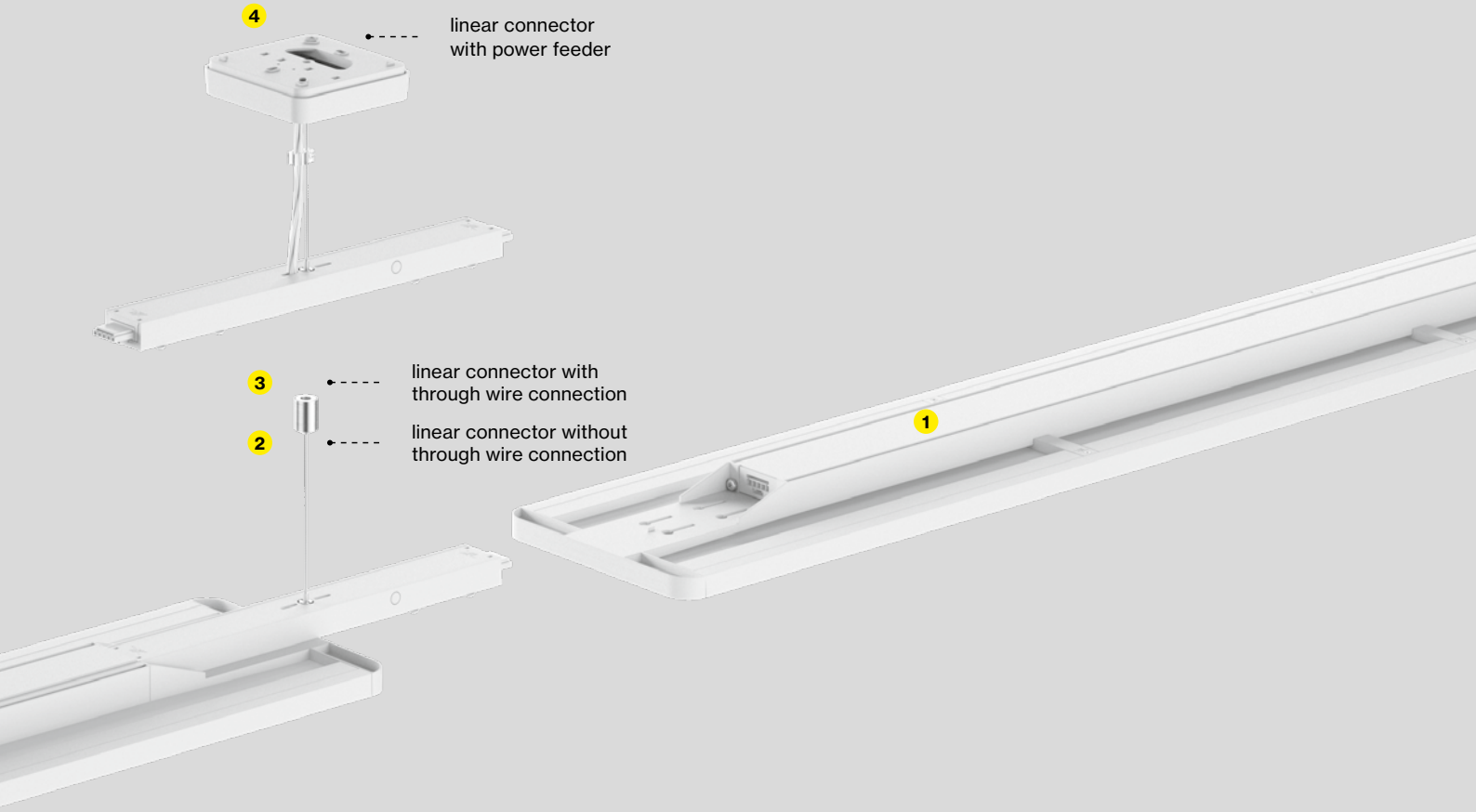

CONFIGURATION IDEAS AND ACCESSORIES

LINE



8 + 2× 3 + 7 + 3× 1

INDIVIDUAL

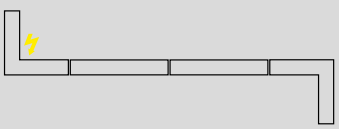

2× 7 + 6 + 3× 3 + 2× 1 + 5

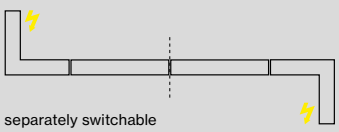

2× 5 + 2× 8 + 2 + 2× 1 + 2× 3

RECTANGLE (closed)

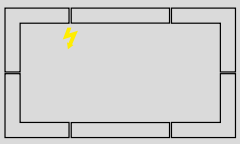

4 + 4× 5 + 5× 3 + 2× 1

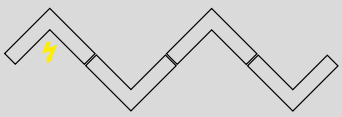

6 + 3× 5 + 3× 3 + 2× 7

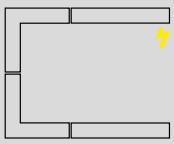

8 + 3× 3 + 2× 1 + 2× 5 + 7

TASK S
suspended system

xal.com/task



Quickinfo

GENERAL

suspended
IP 20
quick installation

LED

Mid-power LED
up to 126 lm/W
3000 K, 4000 K
CRI ≥ 80
Binning initial ≤ 3 MacAdam

ESTIMATED LED LIFETIME

L80 / 50 000 h

OPTICAL

direct / indirect illumination
microprismatic (UGR < 19)

ELECTRICAL

non DIM, DIM DALI
transparent feeder cable
system connector available

PHYSICAL

aluminium
powder-coated
halogen-free cable (internal wiring)

TASK CORNER
suspended
page 554



TASK CURVE
suspended
page 554



Description

DE Leuchtenkörper aus Aluminium mit abgerundeten Kanten; unterschiedliche Varianten: Bauform wahlweise rechteckig, L-förmig oder als Viertelkreis-Segment; extrem flache Bauform (nur 15 mm); für durchgehende Lichtsysteme; Oberfläche weiß pulverbeschichtet; Pendelleuchtensystem mit 1500 mm Seilabhängung; werkzeuglose Höhenverstellung an der Leuchte; komfortables, werkzeugloses Schnellmontagesystem; direkt/indirekte Lichtverteilung durch LGP-Body (Light-Guiding-Prism); seitlich eingekoppeltes Licht durch Lasergravur nach oben und unten gelenkt; Lichtlenkung mittels hochreflektierenden Reflektormaterials; optional: Indirektlichtanteil mit eigenen Platinen für erhöhten Lichtstrom und maximale Deckenaufhellung; mikroprismatische PMMA-Abdeckung; absolut homogene Ausleuchtung; bildschirmtaugliche Arbeitsplatzleuchte nach DIN EN 12464-1 (UGR < 19); energieeffiziente LEDs mit sehr guter Farbwiedergabe; Binning initial ≤ 3 MacAdam; Lichtfarbe 3000 K oder 4000 K; CRI ≥ 80; L80 / 50 000 h; Baldachin mit 2 Kabelöffnungen und Steckklemme für Durchgangsverdrahtung; Schutzart IP 20; SK I; DALI-dimmbar mit CLO-Funktion; optional nicht dimmbar; schallreduzierendes Zubehör erhältlich

EN Luminaire housing made of aluminium with rounded edges; different versions: choice of rectangular, L-shaped or quarter circle segment design; ultra low-profile design (only 15 mm); for continuous lighting systems; surface white powder coated; suspended luminaire system with 1500 mm cord suspension; with integrated tool-less suspension height adjustment; convenient quick mounting system without tools; direct/indirect light distribution by LGP body (Light Guiding Prism); side coupled light, directed up and down by laser engraving; light control via highly reflective reflector material; optional: indirect component with special PCBs for increased luminous flux and maximum ceiling illumination; microprismatic PMMA cover; completely homogeneous illumination; workplace light suitable for VDUs according to DIN EN 12464-1 (UGR < 19); energy-efficient LEDs with very good colour rendering; binning initial ≤ 3 MacAdam; light colour 3000 K or 4000 K; CRI ≥ 80; L80 / 50 000 h; canopy with 2 cable openings and plug-in terminal for through wiring; degree of protection IP 20; PC I; DALI dimmable with CLO function; optional non-dimmable; noise reducing accessories available

Features



flat design (15 mm)



microprismatic (UGR < 19)



linear connector



quick installation

Standard configuration

COLOUR TEMPERATURE
4000 K — 6

CONTROL
DIM DALI / CLO — 3

MATERIAL COLOUR
white

Extended configuration

COLOUR TEMPERATURE
3000 K — 5

CONTROL
non DIM — 1

Options on request

COLOUR RENDERING INDEX
CRI ≥ 90

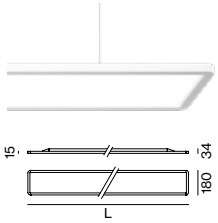

TASK S suspended

order luminaire + mounting accessories separately

DIRECT

SYS. POWER	COLOUR TEMP.	LUM. FLUX	L (mm)	ORDER CODE
15 W	3000 K	1780 lm	1190	059-5744 :: ≎ 7P
	4000 K	1890 lm		
23 W	3000 K	2670 lm	1790	059-5746 :: ≎ 7P
	4000 K	2840 lm		
30 W	3000 K	3560 lm	2390	059-5748 :: ≎ 7P
	4000 K	3780 lm		

DIRECT / INDIRECT SOFT

SYS. POWER	COLOUR TEMP.	LUM. FLUX	L (mm)	ORDER CODE
23 W	3000 K	↧2300/↥430 lm	1190	059-5754 :: ≎ 7P
	4000 K	↧2450/↥450 lm		
35 W	3000 K	↧3450/↥640 lm	1790	059-5756 :: ≎ 7P
	4000 K	↧3670/↥680 lm		
46 W	3000 K	↧4600/↥850 lm	2390	059-5758 :: ≎ 7P
	4000 K	↧4890/↥910 lm		

DIRECT / INDIRECT POWER

SYS. POWER	COLOUR TEMP.	LUM. FLUX	L (mm)	ORDER CODE
54 W	3000 K	↧3770/↥2430 lm	1190	059-5764 :: ≎ 7P
	4000 K	↧4010/↥2580 lm		
81 W	3000 K	↧5650/↥3640 lm	1790	059-5766 :: ≎ 7P
	4000 K	↧6010/↥3870 lm		
102 W	3000 K	↧7540/↥4860 lm	2390	059-5768 :: ≎ 7P
	4000 K	↧8010/↥5160 lm		

LIGHT DISTRIBUTION

microprismatic

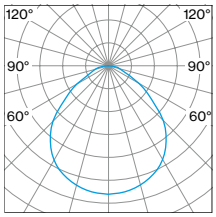

direct

microprismatic

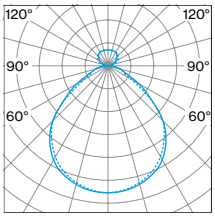

direct / indirect soft

microprismatic

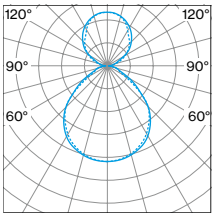

direct / indirect power

Technical data

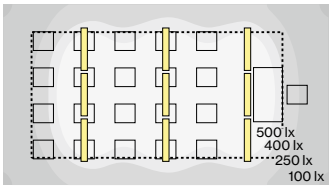



TASK system linear, 23 W, 4000 K
direct / indirect soft

ROOM VALUES

Room dimensions	9 × 5 × 2.8 m
Reflection factor	0.7 | 0.5 | 0.2
Maintenance factor	0.8
Mounting height	2.25 m

CALCULATION SURFACE

Surface dimensions	7 × 3.5 m
Surface height	0.75 m
Average illuminance (E_m)	> 500 lx

GLARE EVALUATION

Table Classification X=4H | Y=8H | S=0.25H

UGR transversal	< 19
UGR axial	< 19

65° < 3000 cd/m²

Mounting accessories

LINEAR CONNECTOR

TYPE	ORDER CODE
with through wire connection (max. for 500 W)	059-2792317
without through wire connection	059-2792417
with power feeder 3 × 1,5 mm² (non DIM)	059-2792527
with power feeder 5 × 1,5 mm² (DIM DALI)	059-2792517

POWER FEEDER

TYPE	ORDER CODE
3 × 1,5 mm² (non DIM)	059-2792227
5 × 1,5 mm² (DIM DALI)	059-2792217

CABLE SUSPENSION

L (mm)	ORDER CODE
1500 mm	059-2792117

Standard configuration

CORNER

without power feeder	2
with power feeder	3

COLOUR TEMPERATURE

4000 K	6

CONTROL

DIM DALI / CLO	3

MATERIAL COLOUR

white

Extended configuration

COLOUR TEMPERATURE

3000 K	5

CONTROL

non DIM	1

Options on request

COLOUR RENDERING INDEX

CRI ≥ 90



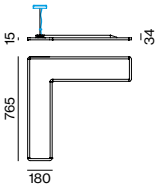

TASK S CORNER suspended

incl. corner cable suspension 1500 mm

DIRECT

SYS. POWER	COLOUR TEMP.	LUM. FLUX	L (mm)	ORDER CODE
18 W	3000 K	2080 lm	765	0 5 9 - 5 8 4 ϟ ⁘ ⇕ 7 P
	4000 K	2210 lm		

DIRECT / INDIRECT SOFT

SYS. POWER	COLOUR TEMP.	LUM. FLUX	L (mm)	ORDER CODE
27 W	3000 K	↧ 2680 / ↥ 510 lm	765	0 5 9 - 5 8 5 ϟ ⁘ ⇕ 7 P
	4000 K	↧ 2840 / ↥ 540 lm		

DIRECT / INDIRECT POWER

SYS. POWER	COLOUR TEMP.	LUM. FLUX	L (mm)	ORDER CODE
63 W	3000 K	↧ 4400 / ↥ 2830 lm	765	0 5 9 - 5 8 6 ϟ ⁘ ⇕ 7 P
	4000 K	↧ 4670 / ↥ 3010 lm		



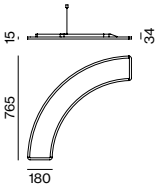

TASK S CURVE suspended

incl. corner cable suspension 1500 mm

DIRECT

SYS. POWER	COLOUR TEMP.	LUM. FLUX	L (mm)	ORDER CODE
15 W	3000 K	1780 lm	765	0 5 9 - 5 5 4 2 ⁘ ⇕ 7 P
	4000 K	1890 lm		

DIRECT / INDIRECT POWER

SYS. POWER	COLOUR TEMP.	LUM. FLUX	L (mm)	ORDER CODE
54 W	3000 K	↧ 3770 / ↥ 2430 lm	765	0 5 9 - 5 5 6 2 ⁘ ⇕ 7 P
	4000 K	↧ 4010 / ↥ 2580 lm		

LIGHT DISTRIBUTION

microprismatic

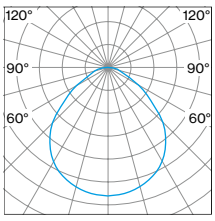

direct

microprismatic

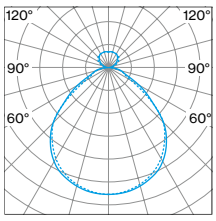

direct / indirect soft

microprismatic

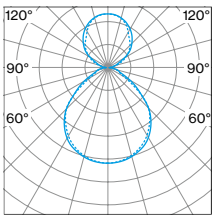

direct / indirect power

Standard configuration

MATERIAL COLOUR	
felt grey	G
anthracite	B
indigo blue	E
bright blue	P



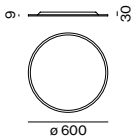

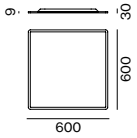

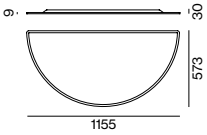

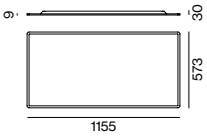

Acoustic accessories

TASK ACOUSTIC ROUND

Ø·H (mm)	ORDER CODE
600·30	059-579634

TASK ACOUSTIC SQUARE

L·W·H (mm)	ORDER CODE
600·60·30	059-579614

TASK ACOUSTIC HALF ROUND

L·W·H (mm)	ORDER CODE
1155·573·30	059-579646

TASK ACOUSTIC HALF SQUARE

L·W·H (mm)	ORDER CODE
1155·573·30	059-579626

MATERIAL COLOUR EXAMPLE



felt grey



anthracite



indigo blue



bright blue

Acoustic mounting accessories

TASK ACOUSTIC SURFACE MOUNTING SET

TYPE	ORDER CODE
round / half round	059-579511 0
square / half square	059-579512 0

TASK ACOUSTIC INLAY SET

TYPE	ORDER CODE
round / half round	059-579521 0
square / half square	059-579522 0

TASK ACOUSTIC SUSPENSION SET

TYPE	ORDER CODE
round / half round	059-579531 0
square / half square	059-579532 0

Inspiration

Creative Lab
Barcelona, Spain

PRODUCT
TASK suspended





LENO
system

MOUNTING

TRIM / TRIMLESS

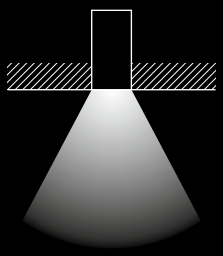

SEMI-RECESSED

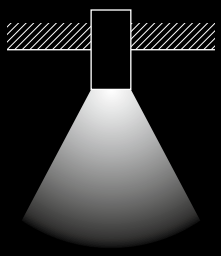

SURFACE



SUSPENDED



SHAPES

LINEAR



LIGHT DISTRIBUTION

OPAL



MICROPRISMATIC
UGR < 19



CONTROL

DIM DALI
3000 K / 4000 K

non DIM
emergency light
3000 K / 4000 K

Description

DE Extrem flacher Leuchtenkörper mit magnetischem Lichteinsatz; ausgelegt für durchgehende Lichtsysteme; bildschirmtaugliche Arbeitsplatzleuchte nach DIN EN 12464-1 (UGR < 19) mit mikroprismatischer PMMA-Abdeckung; lieferbar in den Lichtfarben 3000 K und 4000 K; wahlweise nicht dimmbar oder DALI-dimmbar

EN Flat housing with magnetic lighting insert; designed for continuous lighting systems; screen work capable luminaire as per DIN EN 12464-1 (UGR < 19) with microprismatic PMMA cover; available in the light colours 3000 K and 4000 K; optionally non-dimmable or DALI dimmable

Overview

	CHANNEL **trim**	CHANNEL **trimless**	CHANNEL **semi-recessed**	CHANNEL **surface**	CHANNEL **suspended**
					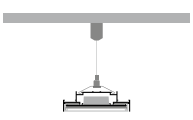
COVER					
opal high performance	•	•	•	•	•
microprismatic	•	•	•	•	•
CONTROL					
DIM DALI	•	•	•	•	•
non DIM	•	•			

LENO
trim
system

xal.com/leno

GOOD DESIGN



Quickinfo

GENERAL

recessed with trim
ceiling thickness 12,5 mm
↧ IP 40 / ↥ IP 20
quick installation

LED

Mid-power LED
up to 2007 lm/m
up to 126 lm/W
3000 K, 4000 K
CRI ≥ 80
Binning initial ≤ 3 MacAdam

ESTIMATED LED LIFETIME

L80 / 50 000 h

OPTICAL

direct light 100 %
HPO PMMA cover opal
microprismatic (UGR < 19)

ELECTRICAL

220–240 V
DIM DALI

PHYSICAL

aluminium
powder-coated
612–2436 mm
halogen-free cable

Description

DE Extrem flacher Einbaukanal mit 14 mm Höhe; geeignet für den Einbau in 12,5 mm Decken, mit umlaufendem Rand; geeignet für die Wand- oder Deckenmontage; ausgelegt für durchgehende Lichtsysteme; einfache Montage ohne Schneiden der Unterkonstruktion; Oberfläche weiß pulverbeschichtet; absturzgesicherter Lichteinsatz aus strangepresstem Aluminiumprofil werkzeuglos mittels Magnethalter in Kanal einsetzbar; seitlich eingekoppeltes Licht durch LGP-Body (Light-Guiding-Prism) und hocheffizientem Reflektor nach unten gelenkt; homogen ausgeleuchtete, satinierte oder mikroprismatische Abdeckung aus PMMA; bildschirmtaugliche Arbeitsplatzleuchte nach DIN EN 12464-1 (UGR < 19); energieeffiziente LEDs mit sehr guter Farbwiedergabe; Binning initial ≤ 3 MacAdam; lieferbar in den Lichtfarben 3000 K und 4000 K; CRI ≥ 80; min. 80 % des Lichtstromes nach 50 000 h Lebensdauer Schutzart IP 40 unten (oben IP 20); SK II; inkl. externem Konverter für Deckeneinwurf; optional nicht dimmbar

EN Low profile recessed channel, height 14 mm; suitable for installation in 12.5 mm ceilings, with trim; suitable for wall or ceiling mounting; designed for continuous lighting systems; easy mounting without need to cut the substructure; surface white powder coated; fall-safe light insert made of extruded aluminium profile, can be inserted in the canal without tools by magnetic holders; side coupled light, directed downwards by LGP body (Light Guiding Prism) and highly efficient reflector; homogeneously illuminated, satinised or microprismatic PMMA cover; workplace light suitable for VDUs according to DIN EN 12464-1 (UGR < 19); energy-efficient LEDs with very good colour rendering; binning initial ≤ 3 MacAdam; available in the light colours 3000 K and 4000 K; CRI ≥ 80; min. 80 % of the luminous flux after 50 000 hours; degree of protection from below IP 40 (from above IP 20); PC II; incl. external converter for ceiling insertion; optional non-dimmable

Features



flat inset (11 mm)

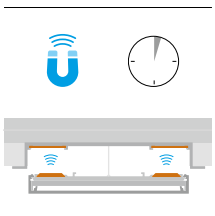

magnetic holders for tool-free mounting

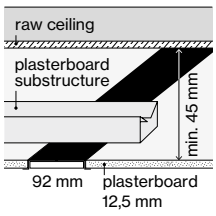

plasterboard installation

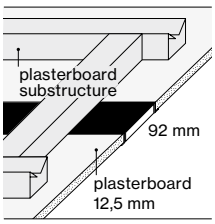

alternative installation

Standard configuration

COLOUR TEMPERATURE
3000 K — 5

CONTROL
DIM DALI — 3

MATERIAL COLOUR
white

LIGHT OPTIC COVER
opal high performance — H

Extended configuration

COLOUR TEMPERATURE
4000 K — 6

CONTROL
non DIM — 1

LIGHT OPTIC COVER
microprismatic (UGR < 19) — G

Options on request

EMERGENCY LIGHT
1 h accupack
3 h accupack

LIGHT DISTRIBUTION

opal

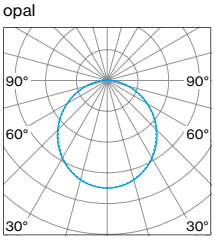

microprismatic

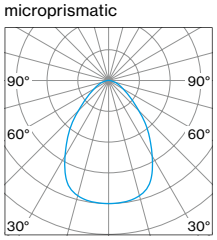

LENO trim

order installation channel, light inset + mounting accessories separately

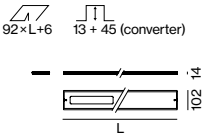

INSTALLATION CHANNEL

TYPE	L (mm)	ORDER CODE
channel	613	051-891006 7
channel	1221	051-891012 7
channel	1830	051-891018 7
channel	2438	051-891024 7



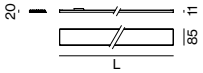

LIGHT INSET

UGR < 19 · DALI 1 ADDR. · 220-240 V · IP20 / IP40 · pending · CB pending

SYSTEM POWER	L (mm)	ORDER CODE
11 W	612	051-8012 7
19 W	1220	051-8014 7
29 W	1828	051-8016 7
39 W	2436	051-8018 7

COVER	COLOUR TEMP.	SYSTEM POWER	DELIVERED LUMENS	EFFICACY
opal high performance	3000 K	15,5 W/m	1888 lm/m	118 lm/W
	4000 K		2006 lm/m	126 lm/W
microprismatic UGR < 19	3000 K	15,5 W/m	1786 lm/m	112 lm/W
	4000 K		1897 lm/m	119 lm/W

Accessories



END CAPS

TYPE	ORDER CODE
end caps (pair)	051-899121 7



LINEAR CONNECTOR

TYPE	ORDER CODE
linear connector (pair)	051-899011 0
linear connector (10 pairs)	051-899011 0.10



DISMOUNTING TOOL

TYPE	ORDER CODE
vacuum cup	086-30000

Technical data

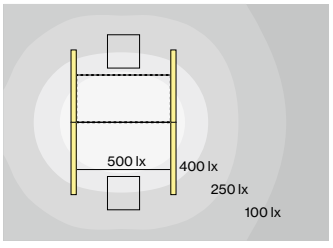



LENO trim, microprismatic,
19 W, 4000 K

ROOM VALUES

Room dimensions	5.4 × 4 × 2.8 m
Reflection factor	0.7 | 0.5 | 0.2
Maintenance factor	0.8

CALCULATION SURFACE

Surface dimensions	1.6 × 0.8
Surface height	0.75
Average illuminance (E_m)	> 500 lx
Uniformity (U_o)	> 0.6

GLARE EVALUATION

Table Classification X=4H | Y=8H | S=0.25H

UGR transversal	< 19
UGR axial	< 19
65° < 3000 cd/m²	

Inspiration

Office Gemüsekiste
Kramsach, Austria

PRODUCT
LENO trim system

ARCHITECT
Lifestyle Foundation
Kufstein, Austria





LENO
trimless system

xal.com/leno



Quickinfo

GENERAL

recessed trimless
ceiling thickness 12,5 mm
↧ IP 40 / ↥ IP 20
quick installation

LED

Mid-power LED
up to 2007 lm/m
up to 126 lm/W
3000 K, 4000 K
CRI ≥ 80
Binning initial ≤ 3 MacAdam

ESTIMATED LED LIFETIME

L80 / 50 000 h

OPTICAL

direct light 100 %
HPO PMMA cover opal
microprismatic (UGR < 19)

ELECTRICAL

220–240 V
non DIM, DIM DALI

PHYSICAL

aluminium
612–2436 mm
halogen-free cable

Description

DE Extrem flacher Einbaukanal mit 13mm Höhe; geeignet für den randlosen Einbau in 12,5mm Gipskartondecken; geeignet für die Wand- oder Deckenmontage; spezielle Randausbildung mit Rillen für bessere Haftung der Spachtelmasse; ausgelegt für durchgehende Lichtsysteme; einfache Montage ohne Schneiden der Unterkonstruktion; Oberfläche weiß pulverbeschichtet; absturzgesicherter Lichteinsatz aus stranggepresstem Aluminiumprofil werkzeuglos mittels Magnethalter in Kanal einsetzbar; seitlich eingekoppeltes Licht durch LGP-Body (Light-Guiding-Prism) und hocheffizientem Reflektor nach unten gelenkt; homogen ausgeleuchtete, satinierte oder mikroprismatische Abdeckung aus PMMA; bildschirmtaugliche Arbeitsplatzleuchte nach DIN EN 12464-1 (UGR < 19); energieeffiziente LEDs mit sehr guter Farbwiedergabe; Binning initial ≤ 3 MacAdam; lieferbar in den Lichtfarben 3000 K und 4000 K; CRI ≥ 80; min. 80 % des Lichtstromes nach 50 000 h Lebensdauer Schutzart IP 40 unten (oben IP 20); SK II; inkl. externem Konverter für Deckeneinwurf; optional nicht dimmbar

EN Low profile recessed channel, height 13 mm; suitable for rimless installation in 12.5 mm plasterboard ceilings; suitable for wall or ceiling mounting; special edge design with grooves for better adhesion of filler; designed for continuous lighting systems; easy mounting without need to cut the substructure; surface white powder coated; fall-safe light insert made of extruded aluminium profile, can be inserted in the canal without tools by magnetic holders; side coupled light, directed downwards by LGP body (Light Guiding Prism) and highly efficient reflector; homogeneously illuminated, satinised or microprismatic PMMA cover; workplace light suitable for VDUs according to DIN EN 12464-1 (UGR < 19); energy-efficient LEDs with very good colour rendering; binning initial ≤ 3 MacAdam; available in the light colours 3000 K and 4000 K; CRI ≥ 80; min. 80 % of the luminous flux after 50 000 hours; degree of protection from below IP 40 (from above IP 20); PC II; incl. external converter for ceiling insertion; optional non-dimmable

Features



flat inset (11 mm)

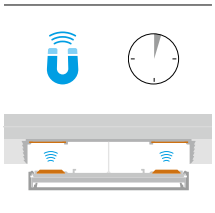

magnetic holders for tool-free mounting

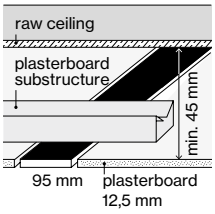

plasterboard installation

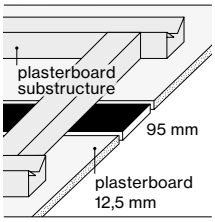

alternative installation

Standard configuration

COLOUR TEMPERATURE
3000 K — 5

CONTROL
DIM DALI — 3

MATERIAL COLOUR
white

LIGHT OPTIC COVER
opal high performance — H

Extended configuration

COLOUR TEMPERATURE
4000 K — 6

CONTROL
non DIM — 1

LIGHT OPTIC COVER
microprismatic (UGR < 19) — G

Options on request

EMERGENCY LIGHT
1 h accupack
3 h accupack

LIGHT DISTRIBUTION

opal

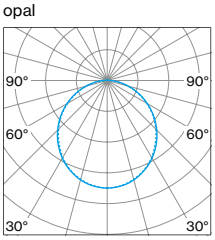

microprismatic

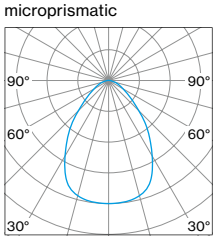

LENO trimless

order installation channel, light inset + mounting accessories separately

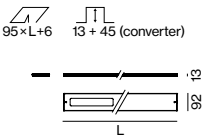

INSTALLATION CHANNEL

TYPE	L (mm)	ORDER CODE
channel	613	051-8900067
channel	1221	051-8900127
channel	1830	051-8900187
channel	2438	051-8900247



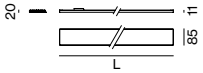

LIGHT INSET

UGR < 19 · DALI 1 ADDR. · 220-240 V · IP20 / IP40 · pending · CB pending

SYSTEM POWER	L (mm)	ORDER CODE
11 W	612	051-8012 :: ◇ 7 ◻
19 W	1220	051-8014 :: ◇ 7 ◻
29 W	1828	051-8016 :: ◇ 7 ◻
39 W	2436	051-8018 :: ◇ 7 ◻

COVER	COLOUR TEMP.	SYSTEM POWER	DELIVERED LUMENS	EFFICACY
opal high performance	3000 K	15,5 W/m	1888 lm/m	118 lm/W
	4000 K		2006 lm/m	126 lm/W
microprismatic UGR < 19	3000 K	15,5 W/m	1786 lm/m	112 lm/W
	4000 K		1897 lm/m	119 lm/W

Accessories



END CAPS

TYPE	ORDER CODE
end caps (pair)	051-8990217



LINEAR CONNECTOR

TYPE	ORDER CODE
linear connector (pair)	051-8990110
linear connector (10 pairs)	051-8990110.10



DISMOUNTING TOOL

TYPE	ORDER CODE
vacuum cup	086-30000

Technical data

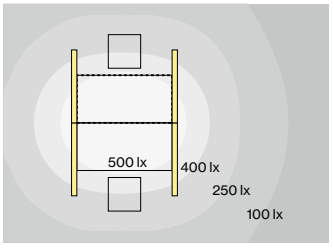



LENO trimless, microprismatic, 19 W, 4000 K

ROOM VALUES

Room dimensions	5.4 × 4 × 2.8 m
Reflection factor	0.7 | 0.5 | 0.2
Maintenance factor	0.8

CALCULATION SURFACE

Surface dimensions	1.6 × 0.8
Surface height	0.75
Average illuminance (E_m)	> 500 lx
Uniformity (U_0)	> 0.6

GLARE EVALUATION

Table Classification X=4H | Y=8H | S=0.25H

UGR transversal	< 19
UGR axial	< 19

65° < 3000 cd/m²

Inspiration

Ericpol
Lodz, Poland

ARCHITECT
HORIZONE Studio
Kraków, Poland

PRODUCT
LENO trimless system





LENO
semi-recessed system

xal.com/leno



Quickinfo

GENERAL

semi-recessed
↧ IP 40 / ↥ IP 20
quick installation

LED

Mid-power LED
up to 2007 lm/m
up to 126 lm/W
3000 K, 4000 K
CRI ≥ 80
Binning initial ≤ 3 MacAdam

ESTIMATED LED LIFETIME

L80 / 50 000 h

OPTICAL

direct light 100 %
HPO PMMA cover opal
microprismatic (UGR < 19)

ELECTRICAL

220–240 V
DIM DALI
through wire included

PHYSICAL

aluminium
powder-coated
612–2438 mm
halogen-free cable

Description

DE Extrem flache Einbauleuchte mit 15 mm sichtbarer Höhe; geeignet für die Wand- oder Deckenmontage; geeignet für den Einbau in gespachtelten Beton oder Sichtbeton, in Gipskartonkonstruktionen und in verputzten Wänden oder Decken; ausgelegt für durchgehende Lichtsysteme; Oberfläche weiß, grau oder schwarz pulverbeschichtet; absturzgesicherter Lichteinsatz aus stranggepresstem Aluminiumprofil werkzeuglos mittels Magnethalter in Kanal einsetzbar; seitlich eingekoppeltes Licht durch LGP-Body (Light-Guiding-Prism) und hocheffizientem Reflektor nach unten gelenkt; homogen ausgeleuchtete, satinierte oder mikroprismatische Abdeckung aus PMMA; bildschirmtaugliche Arbeitsplatzleuchte nach DIN EN 12464-1 (UGR < 19); energieeffiziente LEDs mit sehr guter Farbwiedergabe; Binning initial ≤ 3 MacAdam; lieferbar in den Lichtfarben 3000 K und 4000 K; CRI ≥ 80; min. 80 % des Lichtstromes nach 50 000 h Lebensdauer Schutzart IP 40 unten (oben IP 20); SK I; DALI-dimmbar

EN Low profile recessed mounted luminaire, 15 mm visible height; suitable for wall or ceiling mounting; suitable for installation in primed or exposed concrete, in plasterboard constructions and in plastered walls or ceilings; designed for continuous lighting systems; surface powder coated in white, grey or black; fall-safe light insert made of extruded aluminium profile, can be inserted in the canal without tools by magnetic holders; side coupled light, directed downwards by LGP body (Light Guiding Prism) and highly efficient reflector; homogeneously illuminated, satinised or microprismatic PMMA cover; workplace light suitable for VDUs according to DIN EN 12464-1 (UGR < 19); energy-efficient LEDs with very good colour rendering; binning initial ≤ 3 MacAdam; available in the light colours 3000 K and 4000 K; CRI ≥ 80; min. 80 % of the luminous flux after 50 000 hours; degree of protection from below IP 40 (from above IP 20); PC I; DALI dimmable

Features



flat design (15 mm)



quick installation

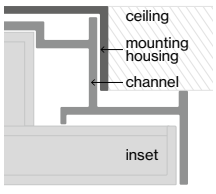

mounting

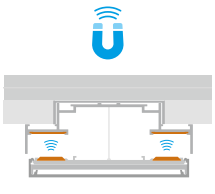

magnetic holders for tool-free mounting

Standard configuration

COLOUR TEMPERATURE
3000 K — 5

CONTROL
DIM DALI

MATERIAL COLOUR
white — 7

7

LIGHT OPTIC COVER
opal high performance — H

Extended configuration

COLOUR TEMPERATURE
4000 K — 6

MATERIAL COLOUR
grey — G
black — 8

G | 8

+5 % surcharges

LIGHT OPTIC COVER
microprismatic (UGR < 19) — G

Technical data

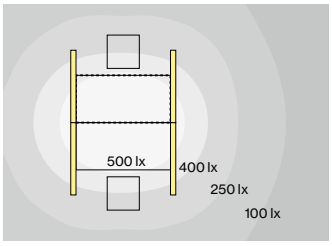



LENO semi-recessed,
microprismatic, 19 W, 4000 K

ROOM VALUES

Room dimensions	5.4 × 4 × 2.8 m
Reflection factor	0.7 | 0.5 | 0.2
Maintenance factor	0.8

CALCULATION SURFACE

Surface dimensions	1.6 × 0.8
Surface height	0.75
Average illuminance (E_m)	> 500 lx
Uniformity (U_0)	> 0.6

GLARE EVALUATION

Table Classification X=4H | Y=8H | S=0.25H	
UGR transversal	< 19
UGR axial	< 19
65° < 3000 cd/m²	

LENO semi-recessed

order installation channel, light inset + mounting accessories separately

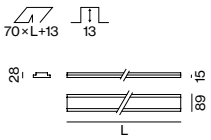

INSTALLATION CHANNEL

TYPE	L (mm)	ORDER CODE
channel	613	051-892006
channel	1221	051-892012
channel	1830	051-892018
channel	2438	051-892024

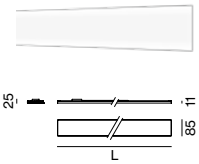

LIGHT INSET

UGR < 19 | DALI 1 ADDR. | 220-240 V | IP20 IP40 | pending | CB pending

SYSTEM POWER	L (mm)	ORDER CODE
11 W	612*	051-81123737
19 W	1220	051-82143737
29 W	1828	051-82163737
39 W	2436	051-82183737

*only available as end unit

COVER	COLOUR TEMP.	SYSTEM POWER	DELIVERED LUMENS	EFFICACY
opal high performance	3000 K	15,5 W/m	1888 lm/m	118 lm/W
	4000 K		2006 lm/m	126 lm/W
microprismatic UGR < 19	3000 K	15,5 W/m	1786 lm/m	112 lm/W
	4000 K		1897 lm/m	119 lm/W

LIGHT DISTRIBUTION

opal

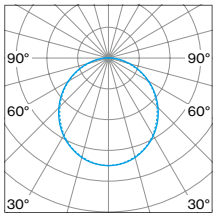

microprismatic

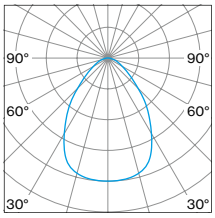

Accessories

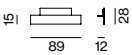

END CAPS

TYPE	ORDER CODE
end caps mounting housing (pair)	051-899621 0
end caps semi-recessed	051-899221



LINEAR CONNECTOR

TYPE	ORDER CODE
linear connector (pair)	051-8992110
linear connector (10 pairs)	051-8992110.10

POWER FEEDER CONNECTOR 220–240 V | 13A



TYPE	ORDER CODE
power feeder connector	051-8992330

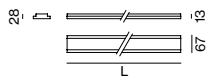

CONCRETE MOUNTING HOUSING

L (mm)	UNIT	ORDER CODE
616	end	051-896006 0
1224	start / end	051-896012 0
1221	middle	051-896112 0
1833	start / end	051-896018 0
1830	middle	051-896118 0
2441	start / end	051-896024 0
2438	middle	051-896124 0



DISMOUNTING TOOL

TYPE	ORDER CODE
vacuum cup	086-30000

Inspiration

Model home
Scheibbs, Austria

ARCHITECT
ecoconcept
Lunz am See, Austria

PRODUCT
LENO semi-recessed system





LENO
surface system

xal.com/leno



Quickinfo

GENERAL

ceiling surface
↧ IP 40 / ↥ IP 20
quick installation

LED

Mid-power LED
up to 2007 lm/m
up to 126 lm/W
3000 K, 4000 K
CRI ≥ 80
Binning initial ≤ 3 MacAdam

ESTIMATED LED LIFETIME

L80 / 50 000 h

OPTICAL

direct light 100 %
HPO PMMA cover opal
microprismatic (UGR < 19)

ELECTRICAL

220–240 V
DIM DALI
through wire included

PHYSICAL

aluminium
powder-coated
613–2438 mm
halogen-free cable

Description

DE Extrem flache Anbauleuchte mit 28 mm Gesamthöhe; geeignet für die Wand- oder Deckenmontage; ausgelegt für durchgehende Lichtsysteme; Oberfläche weiß, grau oder schwarz pulverbeschichtet; absturzgesicherter Lichteinsatz aus stranggepresstem Aluminiumprofil werkzeuglos mittels Magnethalter in Kanal einsetzbar; seitlich eingekoppeltes Licht durch LGP-Body (Light-Guiding-Prism) und hocheffizientem Reflektor nach unten gelenkt; homogen ausgeleuchtete, satinierte oder mikroprismatische Abdeckung aus PMMA; bildschirmtaugliche Arbeitsplatzleuchte nach DIN EN 12464-1 (UGR < 19); energieeffiziente LEDs mit sehr guter Farbwiedergabe; Binning initial ≤ 3 MacAdam; lieferbar in den Lichtfarben 3000 K und 4000 K; CRI ≥ 80; min. 80 % des Lichtstromes nach 50 000 h Lebensdauer Schutzart IP 40 unten (oben IP 20); SK I; DALI-dimmbar

EN Low profile surface mounted luminaire, 28 mm total height; suitable for wall or ceiling mounting; designed for continuous lighting systems; surface powder coated in white, grey or black; fall-safe light insert made of extruded aluminium profile, can be inserted in the canal without tools by magnetic holders; side coupled light, directed downwards by LGP body (Light Guiding Prism) and highly efficient reflector; homogeneously illuminated, satinised or microprismatic PMMA cover; workplace light suitable for VDUs according to DIN EN 12464-1 (UGR < 19); energy-efficient LEDs with very good colour rendering; binning initial ≤ 3 MacAdam; available in the light colours 3000 K and 4000 K; CRI ≥ 80; min. 80 % of the luminous flux after 50 000 hours; degree of protection from below IP 40 (from above IP 20); PC I; DALI dimmable

Features



flat design (28 mm)



quick installation

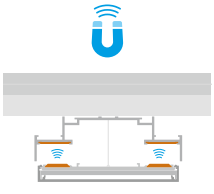

magnetic holders for tool-free mounting

Standard configuration

COLOUR TEMPERATURE

3000 K	5

CONTROL

DIM DALI

MATERIAL COLOUR

white	7

7

LIGHT OPTIC COVER

opal high performance	H

Extended configuration

COLOUR TEMPERATURE

4000 K	6

MATERIAL COLOUR

grey	G
black	8

G 8

+5 % surcharges

LIGHT OPTIC COVER

microprismatic (UGR < 19)	G

Technical data

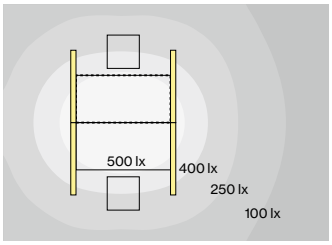



LENO surface, microprismatic, 19 W, 4000 K

ROOM VALUES

Room dimensions	5.4 × 4 × 2.8 m
Reflection factor	0.7 | 0.5 | 0.2
Maintenance factor	0.8

CALCULATION SURFACE

Surface dimensions	1.6 × 0.8
Surface height	0.75
Average illuminance (E_m)	> 500 lx
Uniformity (U_0)	> 0.6

GLARE EVALUATION

Table Classification X=4H | Y=8H | S=0.25H

UGR transversal	< 19
UGR axial	< 19
65° < 3000 cd/m²	

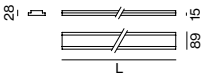

LENO surface

order installation channel, light inset + mounting accessories separately

INSTALLATION CHANNEL

TYPE	L (mm)	ORDER CODE
channel	613	051-892006
channel	1221	051-892012
channel	1830	051-892018
channel	2438	051-892024

LIGHT INSET



UGR < 19 | DALI 1 ADDR. | 220-240 V | IP20 IP40 | pending | CB pending

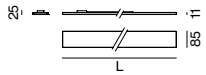

SYSTEM POWER	L (mm)	ORDER CODE
11 W	612*	051-811237
19 W	1220	051-821437
29 W	1828	051-821637
39 W	2436	051-821837

*only available as end unit

COVER	COLOUR TEMP.	SYSTEM POWER	DELIVERED LUMENS	EFFICACY
opal high performance	3000 K	15,5 W/m	1888 lm/m	118 lm/W
	4000 K		2006 lm/m	126 lm/W
microprismatic UGR < 19	3000 K	15,5 W/m	1786 lm/m	112 lm/W
	4000 K		1897 lm/m	119 lm/W

LIGHT DISTRIBUTION

opal

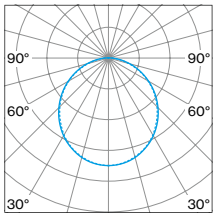

microprismatic

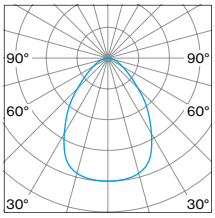

Accessories

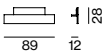

END CAPS

TYPE	ORDER CODE
end caps (pair)	051-899221



LINEAR CONNECTOR

TYPE	ORDER CODE
linear connector (pair)	051-899211 0
linear connector (10 pairs)	051-899211 0.10

POWER FEEDER CONNECTOR 220–240 V | 13A



TYPE	ORDER CODE
power feeder connector	051-899233 0



DISMOUNTING TOOL

TYPE	ORDER CODE
vacuum cup	086-300 00

LENO
suspended system

xal.com/leno

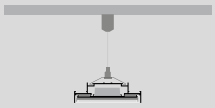

Quickinfo

GENERAL

suspended
IP 20
quick installation

LED

Mid-power LED
up to 2007 lm/m
up to 126 lm/W
3000 K, 4000 K
CRI ≥ 80
Binning initial ≤ 3 MacAdam

ESTIMATED LED LIFETIME

L80 / 50 000 h

OPTICAL

direct light 100 %
HPO PMMA cover opal
microprismatic (UGR < 19)

ELECTRICAL

220–240 V
DIM DALI
through wire included

PHYSICAL

aluminium
powder-coated
613–2438 mm
halogen-free cable (internal wiring)

Description

DE Extrem flache Pendelleuchte mit 28 mm Gesamthöhe; Leuchte mit 1500 mm Seilabhängung; werkzeuglose Höhenverstellung an der Leuchte; inkl. transparenter Einspeiseleitung; ausgelegt für durchgehende Lichtsysteme; Oberfläche weiß, grau oder schwarz pulverbeschichtet; absturzgesicherter Lichteinsatz aus stranggepresstem Aluminiumprofil werkzeuglos mittels Magnethalter in Kanal einsetzbar; seitlich eingekoppeltes Licht durch LGP-Body (Light-Guiding-Prism) und hocheffizientem Reflektor nach unten gelenkt; homogen ausgeleuchtete, satinierte oder mikroprismatische Abdeckung aus PMMA; bildschirmtaugliche Arbeitsplatzleuchte nach DIN EN 12464-1 (UGR < 19); energieeffiziente LEDs mit sehr guter Farbwiedergabe; Binning initial ≤ 3 MacAdam; lieferbar in den Lichtfarben 3000 K und 4000 K; CRI ≥ 80; min. 80 % des Lichtstromes nach 50 000 h Lebensdauer Schutzart IP 20; SK I; DALI-dimmbar

EN Low profile suspended luminaire, 28 mm total height; luminaire with 1500 mm cable suspension; with integrated tool-less suspension height adjustment; incl. transparent feed; designed for continuous lighting systems; surface powder coated in white, grey or black; fall-safe light insert made of extruded aluminium profile, can be inserted in the canal without tools by magnetic holders; side coupled light, directed downwards by LGP body (Light Guiding Prism) and highly efficient reflector; homogeneously illuminated, satinised or microprismatic PMMA cover; workplace light suitable for VDUs according to DIN EN 12464-1 (UGR < 19); energy-efficient LEDs with very good colour rendering; binning initial ≤ 3 MacAdam; available in the light colours 3000 K and 4000 K; CRI ≥ 80; min. 80 % of the luminous flux after 50 000 hours; degree of protection IP 20; PC I; DALI dimmable

Features



flat design (28 mm)

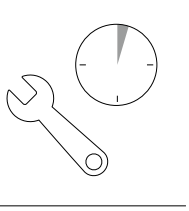

quick installation

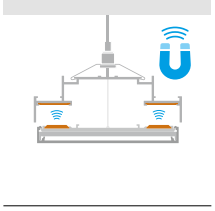

magnetic holders for tool-free mounting

Standard configuration

COLOUR TEMPERATURE
3000 K — 5

CONTROL
DIM DALI

MATERIAL COLOUR
white — 7

7

LIGHT OPTIC COVER
opal high performance — H

Extended configuration

COLOUR TEMPERATURE
4000 K — 6

MATERIAL COLOUR
grey — G
black — 8

G 8

+5 % surcharges

LIGHT OPTIC COVER
microprismatic (UGR < 19) — G

Technical data

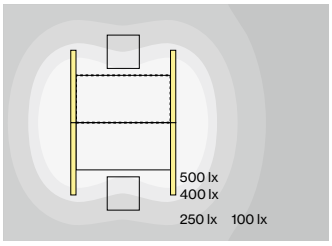



LENO suspended, microprismatic, 19 W, 4000 K

ROOM VALUES

Room dimensions	5.4 × 4 × 2.8 m
Reflection factor	0.7 | 0.5 | 0.2
Maintenance factor	0.8
Mounting height	2.25 m

CALCULATION SURFACE

Surface dimensions	1.6 × 0.8
Surface height	0.75
Average illuminance (E_m)	> 500 lx
Uniformity (U_o)	> 0.6

GLARE EVALUATION
Table Classification X=4H | Y=8H | S=0.25H

UGR transversal	< 19
UGR axial	< 19

65° < 3000 cd/m²

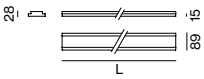





LENO suspended

order installation channel, light inset + mounting accessories separately

INSTALLATION CHANNEL

TYPE	L (mm)	ORDER CODE
channel	613	051-893006
channel	1221	051-893012
channel	1830	051-893018
channel	2438	051-893024

LIGHT INSET

UGR < 19 | DALI 1 ADDR. | 220-240 V | pending | CB pending

SYSTEM POWER	L (mm)	ORDER CODE
11 W	612*	051-81123 :: 37
19 W	1220	051-82143 :: 37
29 W	1828	051-82163 :: 37
39 W	2436	051-82183 :: 37

*only available as end unit

COVER	COLOUR TEMP.	SYSTEM POWER	DELIVERED LUMENS	EFFICACY
opal high performance	3000 K	15,5 W/m	1888 lm/m	118 lm/W
	4000 K		2006 lm/m	126 lm/W
microprismatic UGR < 19	3000 K	15,5 W/m	1786 lm/m	112 lm/W
	4000 K		1897 lm/m	119 lm/W

LIGHT DISTRIBUTION

opal

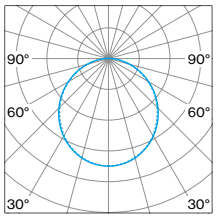

microprismatic

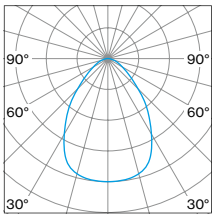

Accessories

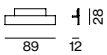

END CAPS

TYPE	ORDER CODE
end caps (pair)	051-899221

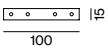

LINEAR CONNECTOR

TYPE	ORDER CODE
linear connector (pair)	051-899311 0
linear connector (10 pairs)	051-899311 0.10



CABLE SUSPENSION

L (mm)	ORDER CODE
1500	005-212211 0



POWER FEEDER

TYPE	L (mm)	ORDER CODE
power feeder 5 × 1,5 mm² (DIM DALI)	1500	005-221241
cable rail	1200	005-249111 0

POWER FEEDER CONNECTOR 220–240 V | 13A



TYPE	ORDER CODE
power feeder connector	051-899233 0



DISMOUNTING TOOL

TYPE	ORDER CODE
vacuum cup	086-300 00

Inspiration

Office
Munich, Germany

PRODUCT
LENO suspended system







LENO GRID
system

MOUNTING

RECESSED

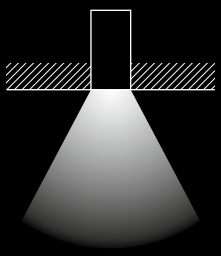

SHAPES

LINEAR



LIGHT DISTRIBUTION

OPAL



MICROPRISMATIC
UGR < 19



CONTROL

DIM DALI
3000 K / 4000 K

non DIM
emergency light
3000 K / 4000 K

Description

DE Extrem flaches Einbauleuchtensystem aus Aluminiumstrangpressprofil mit 39 mm Höhe, geeignet für den Einbau in Armstrong® Rasterdecken On-Center Linear Lighting und TechZone™; ausgelegt für durchgehende Lichtsysteme; bildschirmtaugliche Arbeitsplatzleuchte nach DIN EN 12464-1 (UGR < 19) - LENO GRID 150 mit mikroprismatischer PMMA-Abdeckung; lieferbar in den Lichtfarben 3000 K und 4000 K; DALI-dimmbar

EN Flat recessed luminaire system made from extruded aluminium profile with 39 mm height, suitable for installation into Armstrong® ceiling systems using On-Center Linear Lighting and TechZoneTM; designed for continuous lighting systems; screen work capable luminaire as per DIN EN 12464-1 (UGR < 19) - LENO GRID 150 with microprismatic PMMA cover; available in the light colours 3000 K and 4000 K; DALI dimmable

LENO GRID 100
system

xal.com/leno



Armstrong

Quickinfo

GENERAL

ceiling recessed
↧ IP 40 / ↥ IP 20
quick installation

LED

Mid-power LED
up to 2590 lm/m
up to 128 lm/W
3000 K, 4000 K
CRI ≥ 80
Binning initial ≤ 3 MacAdam

ESTIMATED LED LIFETIME

L80 / 50 000 h

OPTICAL

direct light 100 %
HPO PMMA cover opal
microprismatic

ELECTRICAL

220–240 V
DIM DALI

PHYSICAL

aluminium
powder-coated
599 – 2399 mm
halogen-free cable

Description

DE Extrem flache Einbauleuchte aus Aluminiumstrangpressprofil mit 39 mm Höhe und 85 mm Breite, geeignet für den Einbau in Armstrong® Rasterdecken On-Center Linear Lighting und TechZone™, Oberfläche weiß pulverbeschichtet; ausgelegt für durchgehende Lichtsysteme; absturzgesicherte Leuchte werkzeuglos mittels patentrelevantem Schnappmechanismus in das Armstrong® Deckensystem einsetzbar; seitlich eingekoppeltes Licht durch LGP-Body (Light-Guiding-Prism) und hocheffizientem Reflektor nach unten gelenkt; homogen ausgeleuchtete, satinierte oder mikroprismatische Abdeckung aus PMMA; energieeffiziente LEDs mit sehr guter Farbwiedergabe; Binning initial ≤ 3 MacAdam; lieferbar in den Lichtfarben 3000 K und 4000 K; CRI ≥ 80; min. 80 % des Lichtstromes nach 50 000 h Lebensdauer Schutzart IP 40 unten (oben IP 20); SK I; DALI-dimmbar; Plug & Play

EN Low profile recessed luminaire made from extruded aluminium profile with 39 mm height und 85 mm width, suitable for installation into Armstrong® ceiling systems using On-Center Linear Lighting and TechZone™, surface powder coated in white; designed for continuous lighting systems; fall-safe luminaire can be installed into Armstrong® ceiling systems without tools thanks to snap mechanism (patent pending); side coupled light, directed downwards by LGP body (Light Guiding Prism) and highly efficient reflector; homogeneously illuminated, satinised or microprismatic PMMA cover; energy-efficient LEDs with very good colour rendering; binning initial ≤ 3 MacAdam; available in the light colours 3000 K and 4000 K; CRI ≥ 80; min. 80 % of the luminous flux after 50 000 hours; degree of protection from below IP 40 (from above IP 20); PC I; DALI dimmable; Plug & Play

Features



plug & play



snap in



quick installation

Standard configuration

COLOUR TEMPERATURE
3000 K — 5

CONTROL
DIM DALI

MATERIAL COLOUR
white

LIGHT OPTIC COVER
opal high performance — H

Extended configuration

COLOUR TEMPERATURE
4000 K — 6

LIGHT OPTIC COVER
microprismatic — P

Options on request

EMERGENCY LIGHT
1 h accupack
3 h accupack



LENO GRID 100 start/end

1ADDR. | 220-240V | IP20 IP40 | pending | CB pending

SYS. POWER	COLOUR TEMP.	LUM. FLUX	L (mm)	ORDER CODE
24 W	3000 K	2840 lm	1191	0 5 1 - 6 1 1 4 :: 3 7
	4000 K	3010 lm		

LENO GRID 100 mid/run

1ADDR. | 220-240V | IP20 IP40 | pending | CB pending

SYS. POWER	COLOUR TEMP.	LUM. FLUX	L (mm)	ORDER CODE
12 W	3000 K	1420 lm	599	0 5 1 - 6 2 1 2 :: 3 7
	4000 K	1510 lm		
24 W	3000 K	2840 lm	1199	0 5 1 - 6 2 1 4 :: 3 7
	4000 K	3010 lm		
35 W	3000 K	4250 lm	1799	0 5 1 - 6 2 1 6 :: 3 7
	4000 K	4520 lm		
47 W	3000 K	5670 lm	2399	0 5 1 - 6 2 1 8 :: 3 7
	4000 K	6030 lm		

luminous flux opal high performance

LIGHT DISTRIBUTION

opal

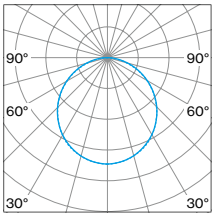

microprismatic

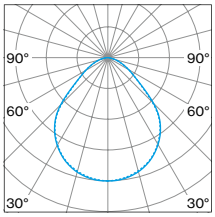

Mounting accessories

POWER FEEDER 220-240 V | 13 A

TYPE	ORDER CODE
power feeder	0 5 1 - 6 9 1 0 0 1 0

CONNECTING CABLE

L (mm)	ORDER CODE
1000	0 5 1 - 6 9 2 0 0 1 0
1500	0 5 1 - 6 9 2 1 0 1 0
2000	0 5 1 - 6 9 2 2 0 1 0

LENO GRID 150
system

xal.com/leno



Armstrong

Quickinfo

GENERAL

ceiling recessed
↧ IP 40 / ↥ IP 20
quick installation

LED

Mid-power LED
up to 2080 lm/m
up to 133 lm/W
3000 K, 4000 K
CRI ≥ 80
Binning initial ≤ 3 MacAdam

ESTIMATED LED LIFETIME

L80 / 50 000 h

OPTICAL

direct light 100 %
HPO PMMA cover opal
microprismatic (UGR < 19)

ELECTRICAL

220–240 V
DIM DALI

PHYSICAL

aluminium
powder-coated
599 – 2399 mm
halogen-free cable

Description

DE Extrem flache Einbauleuchte aus Aluminiumstrangpressprofil mit 39mm Höhe und 135mm Breite, geeignet für den Einbau in Armstrong® Rasterdecken On-Center Linear Lighting und TechZone™, Oberfläche weiß pulverbeschichtet; ausgelegt für durchgehende Lichtsysteme; absturzgesicherte Leuchte werkzeuglos mittels patentrelevantem Schnappmechanismus in das Armstrong® Deckensystem einsetzbar; seitlich eingekoppeltes Licht durch LGP-Body (Light-Guiding-Prism) und hocheffizientem Reflektor nach unten gelenkt; homogen ausgeleuchtete, satinierte oder mikroprismatische Abdeckung aus PMMA; bildschirmtaugliche Arbeitsplatzleuchte nach DIN EN 12464-1 (UGR < 19); energieeffiziente LEDs mit sehr guter Farbwiedergabe; Binning initial ≤ 3 MacAdam; lieferbar in den Lichtfarben 3000 K und 4000 K; CRI ≥ 80; min. 80 % des Lichtstromes nach 50 000 h Lebensdauer Schutzart IP 40 unten (oben IP 20); SK I; DALI-dimmbar; Plug & Play

EN Low profile recessed luminaire made from extruded aluminium profile with 39 mm height und 135 mm width, suitable for installation into Armstrong® ceiling systems using On-Center Linear Lighting and TechZone™, surface powder coated in white; designed for continuous lighting systems; fall-safe luminaire can be installed into Armstrong® ceiling systems without tools thanks to snap mechanism (patent pending); side coupled light, directed downwards by LGP body (Light Guiding Prism) and highly efficient reflector; homogeneously illuminated, satinised or microprismatic PMMA cover; workplace light suitable for VDUs according to DIN EN 12464-1 (UGR < 19); energy-efficient LEDs with very good colour rendering; binning initial ≤ 3 MacAdam; available in the light colours 3000 K and 4000 K; CRI ≥ 80; min. 80 % of the luminous flux after 50 000 hours; degree of protection from below IP 40 (from above IP 20); PC I; DALI dimmable; Plug & Play

Features



plug & play



snap in



quick installation

Standard configuration

COLOUR TEMPERATURE
3000 K 5

CONTROL
DIM DALI

MATERIAL COLOUR
white

LIGHT OPTIC COVER
microprismatic (UGR < 19) P

Extended configuration

COLOUR TEMPERATURE
4000 K 6

LIGHT OPTIC COVER
opal high performance H

Options on request

EMERGENCY LIGHT
1 h accupack
3 h accupack



LENO GRID 150 start/end

SYS. POWER	COLOUR TEMP.	LUM. FLUX	L (mm)	ORDER CODE
18 W	3000 K	2280 lm	1191	0 5 1 - 6 4 1 4 :: 3 7 ▫
	4000 K	2420 lm		

LENO GRID 150 mid/run

SYS. POWER	COLOUR TEMP.	LUM. FLUX	L (mm)	ORDER CODE
10 W	3000 K	1140 lm	599	0 5 1 - 6 5 1 2 :: 3 7 ▫
	4000 K	1210 lm		
18 W	3000 K	2280 lm	1199	0 5 1 - 6 5 1 4 :: 3 7 ▫
	4000 K	2420 lm		
27 W	3000 K	3420 lm	1799	0 5 1 - 6 5 1 6 :: 3 7 ▫
	4000 K	3630 lm		
36 W	3000 K	4550 lm	2399	0 5 1 - 6 5 1 8 :: 3 7 ▫
	4000 K	4840 lm		

luminous flux opal high performance

LIGHT DISTRIBUTION

opal

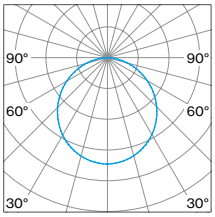

microprismatic

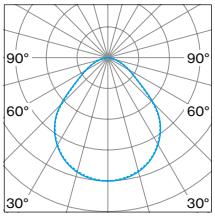

Mounting accessories

POWER FEEDER 220-240 V | 13 A

TYPE	ORDER CODE
power feeder	0 5 1 - 6 9 1 0 0 1 0

CONNECTING CABLE

L (mm)	ORDER CODE
1000	0 5 1 - 6 9 2 0 0 1 0
1500	0 5 1 - 6 9 2 1 0 1 0
2000	0 5 1 - 6 9 2 2 0 1 0

Inspiration

Office
USA

CEILING PANELS AND GRID
Armstrong® Ceiling Solutions
USA

PRODUCT
LENO GRID 150 system





CORNER 65
system

MOUNTING

CEILING



WALL



SHAPES

LINEAR



LIGHT DISTRIBUTION

OPAL



CONTROL

non DIM
power switch
3000 K / 4000 K

DIM DALI
3000 K / 4000 K

DIM DALI
tunable white
3000–6000 K

Description

DE Modulares Profilleuchtensystem mit zweiseitiger Lichtabstrahlung; geeignet für die Wand- oder Deckenmontage; ausgelegt für durchgehende Lichtsysteme; lieferbar in den Lichtfarben 3000 K und 4000 K, optional mit Tunable-White Bestückung (3000 – 6000 K); wahlweise nicht dimmbar mit Powerswitch (e, e², e²⁺) oder DALI-dimmbar (e²)

EN Modular profile luminaire system with double-sided light beam; suitable for wall or ceiling mounting; designed for continuous lighting systems; available in the light colours 3000 K and 4000 K, optionally with tunable-white diodes (3000 – 6000 K); optionally non dimmable with Powerswitch (e, e², e²⁺) or DALI-dimmable (e²)

Overview

	CORNER 65 wall	**CORNER 65** ceiling
		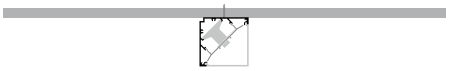
INSET		
non DIM		
power switch e / e² / e²⁺	•	•
DIM DALI e²	•	•
DIM DALI tunable white	•	•
non DIM flexible		
power switch e / e² / e²⁺	•	•
DIM DALI flexible e²	•	•
COVER		
opal high performance	•	•

CORNER 65
surface
system

xal.com/corner





Quickinfo

GENERAL

surface mounted
IP 20

LED

Mid-power LED
up to 3590 lm/m
up to 115 lm/W
3000 K, 4000 K
CRI ≥ 80
Binning initial ≤ 3 MacAdam

ESTIMATED LED LIFETIME

L80 / 50 000 h

OPTICAL

asymmetric illumination
uniform illumination
PMMA cover opal

ELECTRICAL

non DIM, DIM DALI

PHYSICAL

aluminium
powder-coated
halogen-free cable

Description

DE Leuchtenkörper aus Aluminium-strangpressprofil, kantige Ausführung mit zweiseitiger Lichtabstrahlung; keine sichtbaren Schrauben; ausgelegt für durchgehende Lichtsysteme; Oberfläche weiß, grau oder schwarz pulverbeschichtet; Leuchtenprofil für Montage vorab lieferbar; restliche Leuchtenkomponenten werkzeuglos montierbar; Lichteinsatz bestehend aus hoch-reflektierend lackiertem Strangpressprofil für verbessertes Thermomanagement; optional flexibel ablängbarer Lichteinsatz; HPO (High Performance Opal) Abdeckung für homogene Ausleuchtung; energieeffiziente LEDs mit sehr guter Farbwiedergabe; Powerswitch (e, e², e²⁺) bei schaltbarer Ausführung, am Lichteinsatz einstellbar; Leistungsaufnahme: e LED - 16 W/m, e² LED - 24 W/m, e²⁺ LED - 36 W/m; Binning initial ≤ 3 MacAdam; lieferbar in den Lichtfarben 3000 K und 4000 K, optional mit Tunable-White Bestückung (3000 – 6000 K); CRI ≥ 80; min. 80 % des Lichtstromes nach 50 000 h Lebensdauer; Schutzart IP 20; SK I; wahlweise nicht dimmbar oder DALI-dimmbar

EN Luminaire body in extruded aluminium profile, angular design with double-sided light beam; no visible screws; designed for continuous lighting systems; surface powder coated in white, grey or black; luminaire profile for mounting available in advance; remaining luminaire components mounted without tools; lighting insert consisting of highly reflective coated extruded profile for improved thermal management; option: lighting module is versatile in length; HPO (High Performance Opal) cover for uniform illumination; energy-efficient LEDs with very good colour rendering; powerswitch (e, e², e²⁺) with switchable versions, adjustable on the insert; power consumption: e LED - 16 W/m, e² LED - 24 W/m, e²⁺ LED - 36 W/m; binning initial ≤ 3 MacAdam; available in the light colours 3000 K and 4000 K, optionally with tunable-white diodes (3000 – 6000 K); CRI ≥ 80; min. 80 % of the luminous flux after 50 000 hours; degree of protection IP 20; PC I; optionally non-dimmable or DALI dimmable

Features



non DIM power switch (switchable e/e²/e²⁺)



quick lock



flex inset 73 mm steps adjust. (660 – 1171 mm)



tunable white 3000 – 6000 K

CORNER 65

page 652



Standard configuration

COLOUR TEMPERATURE

3000 K	5

CONTROL

non DIM (switchable e/e²/e²⁺)	1
DIM DALI (only e²)	3

presetting at delivery: e²

MATERIAL COLOUR

white	7

7

Extended configuration

COLOUR TEMPERATURE

4000 K	6

MATERIAL COLOUR

grey	G
black	8

G 8

+5 % surcharges







CORNER 65

order installation channel, cover, light inset + mounting accessories separately

INSTALLATION CHANNEL

TYPE	L (mm)	ORDER CODE
channel	1172	040-0124
channel	1472	040-0154
channel	3000	040-0304
channel	custom	E85560····

COVER OPAL

TYPE	L (mm)	ORDER CODE
cover	1171	006-14125
cover	1470	006-14155
cover	2997	006-14305
cover	custom	E85510····00



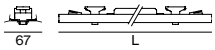

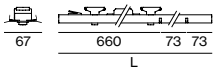

LIGHT INSET

POWER SWITCH · DALI 1 ADDR. · 220-240V · CB

non DIM power switch e/e²/e²⁺ / DIM DALI e²

SYSTEM POWER (e / e² / e²⁺)	L (mm)	ORDER CODE
10 / 14 / 21 W	571	040-91P2··7
14 / 21 / 31 W	871	040-91P3··7
18 / 28 / 41 W	1171	040-91P4··7
23 / 35 / 52 W	1463	040-91P5··7
37 / 56 / 82 W	2341	040-91P8··7
flexible inset 18 / 28 / 41 W	660-1171	040-91PF··7

flexible inset can be cut every 73 mm to make total lengths from 660 up to 1171 mm

TUNABLE WHITE · DALI 2 ADDR. · 220-240V

DIM DALI tunable white 3000–6000 K

SYSTEM POWER (e²)	L (mm)	ORDER CODE
21 W	871	040-9133D37
28 W	1171	040-9134D37
35 W	1463	040-9135D37
56 W	2341	040-9138D37

Accessories



END CAPS

TYPE	ORDER CODE
end caps (pair)	040-0003





LINEAR CONNECTOR

TYPE	ORDER CODE
linear connector (1 piece)	040-00015
linear connector (10 pieces)	040-00015.10
opal cover linear connector	006-14005

THROUGH WIRE

TYPE	ORDER CODE
3 × 1,5 mm² (non DIM, 10 pieces)	004-90003
5 × 1,5 mm² (DIM DALI, 10 pieces)	004-90005

LIGHT DISTRIBUTION

opal 3000 K

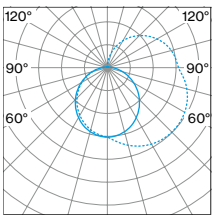

e	1696 lm/m	108 lm/W
e²	2445 lm/m	102 lm/W
e²⁺	3296 lm/m	94 lm/W

Inspiration

Fernsehmacher
Hamburg, Germany

ARCHITECT
Heeckt & Maurer Architekten BDA
Hamburg, Germany

PRODUCT
CORNER 65 surface system









TUBO
system

MOUNTING

CEILING



SUSPENDED



SHAPES

LINEAR



LIGHT DISTRIBUTION

OPAL



CONTROL

non DIM
3000 K / 4000 K

DIM DALI
3000 K / 4000 K

non DIM, DIM DALI
emergency light
3000 K / 4000 K

Description

DE Modulares Profilleuchtensystem mit zylindrischer opaler Abdeckung für homogene Ausleuchtung; wahlweise aufgebaute oder abgehängte Variante; ausgelegt für durchgehende Lichtsysteme; lieferbar in den Lichtfarben 3000 K und 4000 K; wahlweise nicht dimmbar oder DALI-dimmbar; optional Notlichtelement mit 1h oder 3 h Akku und Selbsttest

EN Modular profile luminaire system with cylindrical opal cover for homogeneous illumination; choice of surface mounted and pendant versions; designed for continuous lighting systems; available in the light colours 3000 K and 4000 K; optionally non-dimmable or DALI dimmable; optionally emergency light with 1h or 3 h battery and self test

Overview

	TUBO 100 ceiling	**TUBO 100** suspended
	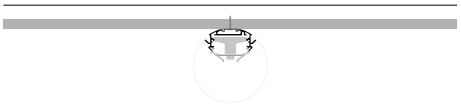	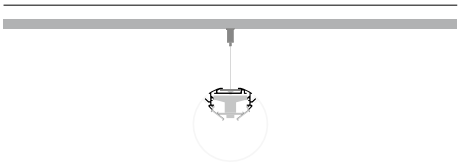
INSET		
non DIM e²	•	•
DIM DALI e²	•	•
COVER		
opal high performance	•	•

TUBO 100
ceiling / suspended system

xal.com/tubo

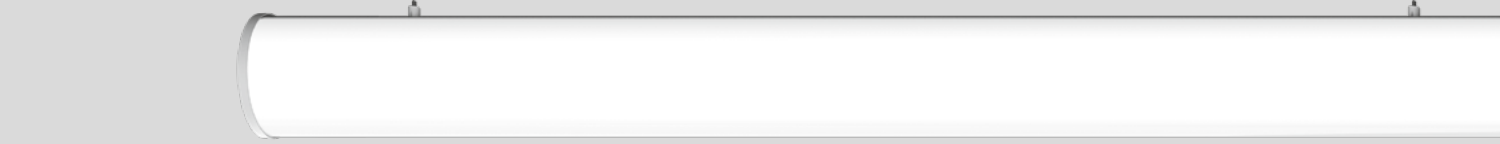

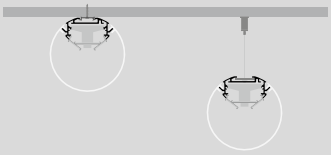

Quickinfo

GENERAL
suspended
IP 20

LED
Mid-power LED
up to 4135 lm/m
up to 129 lm/W
3000 K, 4000 K
CRI ≥ 80
Binning initial ≤ 3 MacAdam

ESTIMATED LED LIFETIME
L80 / 50 000 h

OPTICAL
omni illumination
uniform illumination
PMMA cover opal

ELECTRICAL
non DIM, DIM DALI
transparent feeder cable

PHYSICAL
aluminium
powder-coated
halogen-free cable (internal wiring)

TUBO
surface / suspended
➔ 103 / 107



Description

DE Tragprofil aus Aluminiumstrangpressprofil; Enddeckel aus Aluminium, keine sichtbaren Schrauben; Oberfläche weiß pulverbeschichtet; Leuchtenprofil für Montage vorab lieferbar; restliche Leuchtenkomponenten werkzeuglos montierbar; Anbau- bzw. Pendelleuchte mit 1500 mm Seilabhängung; werkzeuglose Höhenverstellung an der Leuchte; Befestigung an der Leuchte mittels Federclips; frei positionierbar; inkl. transparenter Einspeiseleitung; Lichteinsatz bestehend aus hochreflektierend lackiertem Strangpressprofil für verbessertes Thermomanagement; zylindrische Abdeckung aus satiniertem PMMA für homogene Ausleuchtung; mit 340° Lichtabstrahlung und leichter Deckenaufhellung; energieeffiziente LEDs mit sehr guter Farbwiedergabe; Binning initial ≤ 3 MacAdam; lieferbar in den Lichtfarben 3000 K und 4000 K; CRI ≥ 80; min. 80 % des Lichtstromes nach 50 000 h Lebensdauer; Schutzart IP 20; SK I; wahlweise nicht dimmbar oder DALI-dimmbar; optional Notlichtelement mit 1 h oder 3 h Akku und Selbsttest

EN Supporting profile in extruded aluminium; end cap in aluminium, no visible screws; surface white powder coated; luminaire profile for mounting available in advance; remaining luminaire components mounted without tools; surface mounted or suspended luminaire with 1500 mm cable suspension; with integrated tool-less suspension height adjustment; spring clip attachment to the luminaire; freely positionable; incl. transparent feed; lighting insert consisting of highly reflective coated extruded profile for improved thermal management; cylindrical cover made of satinised PMMA for homogeneous illumination; with 340° light emission and light ceiling illumination; energy-efficient LEDs with very good colour rendering; binning initial ≤ 3 MacAdam; available in the light colours 3000 K and 4000 K; CRI ≥ 80; min. 80 % of the luminous flux after 50 000 hours; degree of protection IP 20; PC I; optionally non-dimmable or DALI dimmable; optionally emergency light with 1 h or 3 h battery and self test

Features



detail end caps



quick lock



all side light distribution

Standard configuration

COLOUR TEMPERATURE

3000 K	5

CONTROL

non DIM	1
DIM DALI	3

MATERIAL COLOUR

white

Extended configuration

COLOUR TEMPERATURE

4000 K	6

EMERGENCY LIGHT

1 h Accupack	N L 1
3 h Accupack	N L 3

LIGHT DISTRIBUTION

opal 3000 K

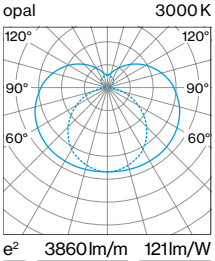

e² 3860 lm/m 121 lm/W



TUBO 100 ceiling / suspended

order installation channel, cover, light inset + mounting accessories separately

INSTALLATION CHANNEL

TYPE	L (mm)	ORDER CODE
channel	582	029-00667
channel	882	029-00967
channel	1182	029-01267
channel	1482	029-01567
channel	2364	029-02567
channel	3000	029-03067
channel	custom	E85950····7

COVER OPAL



TYPE	L (mm)	ORDER CODE
cover	577	006-520570O
cover	877	006-520870O
cover	1177	006-521170O
cover	1477	006-521470O
cover	2359	006-522340O
cover	2995	006-523000O
cover	custom	E85910····0O

LIGHT INSET

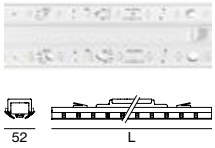

DALI 1 ADDR. · 220-240 V · CB

non DIM / DIM DALI e²

SYSTEM POWER	L (mm)	ORDER CODE
18 W	571	029-88322:7
28 W	871	029-88332:7
37 W	1171	029-88342:7
47 W	1463	029-88352:7●
75 W	2341	029-88382:7

Accessories

END CAPS

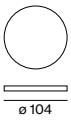

TYPE	ORDER CODE
end caps (pair)	029-14067

LINEAR CONNECTOR

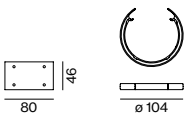

TYPE	ORDER CODE
linear connector (1 piece)	029-12027
linear connector (10 pieces)	029-12027.10
opal cover linear connector	029-12927
anti-slip protection (per cover)	029-00347

MOUNTING

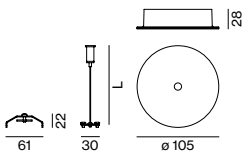

TYPE	L (mm)	ORDER CODE
ceiling mounting set	40	029-00446
cable suspension	1500	005-21421 10
angular cable susp. (max. 60°)	1500	005-21422 10
power feeder 3 × 1,5 mm² (non DIM)	1500	005-22223 17
power feeder 5 × 1,5 mm² (DIM DALI)	1500	005-22224 17
cable rail	1200	005-24911 10

THROUGH WIRE

TYPE	ORDER CODE
3 × 1,5 mm² (non DIM, 10 pieces)	004-90003
5 × 1,5 mm² (DIM DALI, 10 pieces)	004-90005

Inspiration

UK TV
London, United Kingdom

PRODUCT
TUBO 100 suspended system

ARCHITECT
PENSON
London, United Kingdom

LIGHTING DESIGN
AECOM
London, United Kingdom







Inspiration

Cafeteria
Segovia, Spain

PRODUCT
TUBO 100 suspended system

ARCHITECT
Serrano Suñer Arquitectos
Madrid, Spain





LINEA EVO
system

MOUNTING

WALL



SHAPES

LINEAR



CORNER



LIGHT DISTRIBUTION

OPAL
OPAL

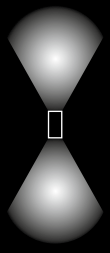

GRAZER
GRAZER



GRAZER
OPAL



ASYMMETRIC
GRAZER



ASYMMETRIC
OPAL



CONTROL

non DIM
3000 K / 4000 K

DIM DALI
line control
3000 K / 4000 K

Description

DE Modulares Profilleuchtensystem mit direkt/indirekter Lichtverteilung; hohe Variantenvielfalt für projektspezifische Anforderung; geeignet für Wandmontage; ausgelegt für durchgehende Lichtsysteme, 90° Winkelverbinder für flexiblen Systemaufbau; wahlweise mit verschiedenen Lichteinsätzen; lieferbar in den Lichtfarben 3000 K und 4000 K; wahlweise nicht dimmbar oder DALI-dimmbar

EN Modular profile luminaire system with direct/indirect light distribution; large range of versions for specific project requirements; suitable for wall mounting; designed for continuous lighting systems, 90° angle connectors for flexible system design; optionally with different light insets; available in the light colours 3000 K and 4000 K; optionally non-dimmable or DALI dimmable

Overview

	LINEA EVO wall
	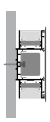
INSET DIRECT	
opal	•
wall grazer	•
asymmetric	•
INSET INDIRECT	
opal	•
wall grazer	•
asymmetric	•

LINEA EVO
wall system

xal.com/linea-evo

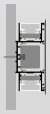

Quickinfo

GENERAL

wall mounted
IP 20

LED

Mid-power LED
up to 145 lm/W
3000 K, 4000 K
CRI ≥ 80, CRI ≥ 90
Binning initial ≤ 3 MacAdam

ESTIMATED LED LIFETIME

L80 / 50 000 h

OPTICAL

direct / indirect illumination
PMMA cover opal
opal, wall grazer, asymmetric lens

ELECTRICAL

non DIM, DIM DALI

PHYSICAL

aluminium
powder-coated
halogen-free cable

Description

DE Leuchtenkörper und Frontabdeckung aus Aluminiumstrangpressprofil, kantige Ausführung; keine sichtbaren Schrauben; ausgelegt für durchgehende Lichtsysteme; Oberfläche grau, weiß oder schwarz pulverbeschichtet; geeignet für Wandmontage; homogene Wand- bzw. Deckenaufhellung durch gleichmäßige direkt/indirekte Lichtverteilung; präzise Abstrahlcharakteristik mit drei verschiedenen Linsenprofilen (opal, wall grazer, asymmetric); energieeffiziente LEDs mit sehr guter Farbwiedergabe; Binning initial ≤ 3 MacAdam; lieferbar in den Lichtfarben 3000 K und 4000 K; CRI ≥ 80, asymmetric Variante CRI ≥ 90; min. 80 % des Lichtstromes nach 50 000 h Lebensdauer; Schutzart IP 20; SK III; wahlweise nicht dimmbar oder DALI-dimmbar

EN Luminaire housing and front cover from extruded aluminium profile, angular version; no visible screws; designed for continuous lighting systems; surface powder coated in grey, white or black; suitable for wall mounting; homogeneous wall or ceiling illumination through uniform direct/indirect light distribution; precise radiation characteristic with three different lens profiles (opal, wall grazer, asymmetric); energy-efficient LEDs with very good colour rendering; binning initial ≤ 3 MacAdam; available in the light colours 3000 K and 4000 K; CRI ≥ 80, asymmetric variant CRI ≥ 90; min. 80 % of the luminous flux after 50 000 hours; degree of protection IP 20; PC III; optionally non-dimmable or DALI dimmable

Features

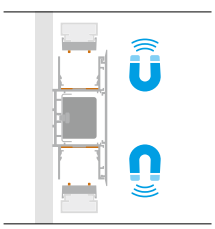

magnetic light insets



opal high performance



wall grazer



asymmetric

LINEA EVO
wall
page 664



Standard configuration

COLOUR TEMPERATURE

3000 K	5

CONTROL CHANNEL

non DIM	1
DIM DALI line control	3

CONTROL LIGHT INSET

non DIM	
DIM DALI line control	

MATERIAL COLOUR

grey	G

G

LIGHT INSET

opal high performance	H

Extended configuration

COLOUR TEMPERATURE

4000 K	6

MATERIAL COLOUR

white	7
black	8

7 8

+5 % surcharges

LIGHT INSET

wall grazer	S
asymmetric	A

Options on request

COLOUR TEMPERATURE

2700 K	



LINEA EVO wall

order installation channel, cover, light inset + mounting accessories separately

DALI 1 ADDR. 220-240V



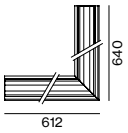

INSTALLATION TRACK + COVER

TYPE	L (mm)	ORDER CODE
channel + cover + 50 W converter	606	050-252222
channel + cover + 50 W converter	1206	050-252422
channel + cover + 75 W converter	1806	050-252622
channel + cover + 75 W converter	2406	050-252822
inner corner 90° + cover + 50 W conv.	640x612	050-255521
outer corner 90° + cover + 50 W conv.	612x640	050-255531
blind channel + cover	606	050-252211
blind channel + cover	1206	050-252411
channel + cover	custom	E85680



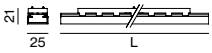

LIGHT INSET

FLICKER FREE 48V

SYSTEM POWER (OPAL, W. GRAZER / ASYM.)	L (mm)	ORDER CODE
10 W / 11 W	605	050-261218
18 W / 19 W	1205	050-261418
28 W / 29 W	1805	050-261618
36 W / 36 W	2405	050-261818

LIGHT INSET	COLOUR TEMP.	SYSTEM POWER	DELIVERED LUMENS	EFFICACY
opal high performance	3000 K	30 W/m	3160 lm/m	105 lm/W
	4000 K		3360 lm/m	111 lm/W
wall grazer	3000 K	30 W/m	4115 lm/m	137 lm/W
	4000 K		4380 lm/m	145 lm/W
asymmetric	3000 K	31 W/m	2470 lm/m	79 lm/W
	4000 K		2730 lm/m	87 lm/W

Accessories



END CAPS

TYPE	ORDER CODE
end caps (pair)	050-254010



CONNECTOR

TYPE	ORDER CODE
linear connector (1 piece)	050-255110 0
linear connector (10 pieces)	050-2551100.10

THROUGH WIRE

TYPE	ORDER CODE
3 × 1,5 mm² (non DIM, 10 pieces)	004-90003
5 × 1,5 mm² (DIM DALI, 10 pieces)	004-90005

LIGHT DISTRIBUTION

opal high performance up

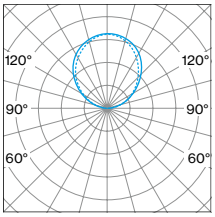

wall grazer up

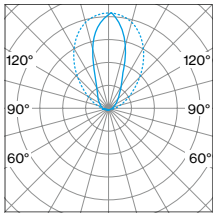

asymmetric wall up

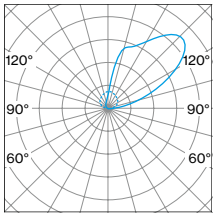

opal high performance down

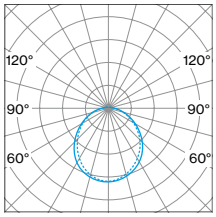

wall grazer down

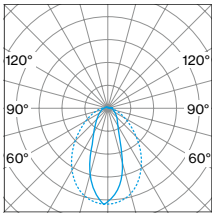

asymmetric wall down

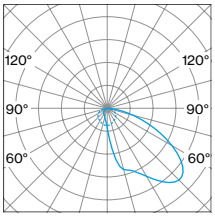

Inspiration

Champalimaud Centre for the Unknown
Lisbon, Portugal

ARCHITECT
Charles Correa Associates
Mumbai, India

LIGHTING DESIGN
dpa lighting consultants
Oxfordshire, United Kingdom

PRODUCT
LINEA EVO wall system





MINO X
system

MOUNTING

RECESSED

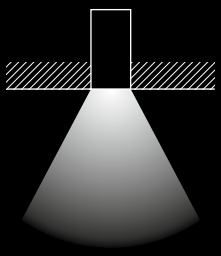

SHAPES

LINEAR



CORNER



OPAL



MICROPRISMATIC



CONTROL

non DIM
3000 K / 4000 K

DIM DALI
3000 K / 4000 K

DIM DALI
tunable white
3000–6000 K

Description

DE Modulares Profilleuchtensystem, speziell für Einsatz in Rockfon® System X Deckeneinbausystemen konzipiert; wahlweise als Einbauvariante mit deckenbündiger Leuchtenebene oder mit hervorstehender Abdeckung (jut-out); ausgelegt für durchgehende Lichtsysteme, 90° Winkelverbinder für flexiblen Systemaufbau; lieferbar in den Lichtfarben 3000 K und 4000 K, optional mit Tunable-White Bestückung (3000 – 6000 K); wahlweise nicht dimmbar oder DALI-dimmbar

EN Modular profile luminaire system, specially developed for use in Rockfon® System X recessed ceiling systems; either as recessed variant with flush lighting level or with jut-out cover; designed for continuous lighting systems, 90° angle connectors for flexible system design; available in the light colours 3000 K and 4000 K, optionally with tunable-white diodes (3000 – 6000 K); optionally non-dimmable or DALI dimmable

Overview

	MINO X installation channel + light inset
	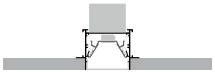
LIGHT OPTIC COVER	
opal high performance	•
microprismatic	•
jut-out	•
blind cover	•

MINO X
system

xal.com/mino



Quickinfo

GENERAL

recessed
IP 20

LED

Mid-power LED
up to 2635 lm/m
up to 122 lm/W
3000 K, 4000 K, tunable white
CRI ≥ 80
Binning initial ≤ 3 MacAdam

ESTIMATED LED LIFETIME

L80 / 50 000 h

OPTICAL

direct illumination
PMMA cover opal, microprismatic
CSC cover jut-out

ELECTRICAL

non DIM, DIM DALI

PHYSICAL

aluminium
powder-coated
halogen-free cable

Description

DE Leuchtenkörper aus Aluminiumstrangpressprofil; ausgelegt für durchgehende Lichtsysteme; Oberfläche weiß pulverbeschichtet; speziell für Einsatz in Rockfon® System X Deckeneinbausystemen konzipiert; individuelle Anpassung möglich; mit Snap-In Einbaubügel für einfache und werkzeuglose Montage; Lichteinsatz bestehend aus hochreflektierend lackiertem Strangpressprofil für verbessertes Thermomanagement; HPO (High Performance Opal) Abdeckung für homogene Ausleuchtung, wahlweise deckenbündig oder 8 mm hervorstehend (jut-out); mikroprismatische PMMA-Abdeckung inkl. Diffusorfolie zur Reduktion der Leuchtdichte bei homogener Ausleuchtung; energieeffiziente LEDs mit sehr guter Farbwiedergabe; Binning initial ≤ 3 MacAdam; lieferbar in den Lichtfarben 3000 K, 4000 K und tunable white (3000-6000 K); CRI ≥ 80; min. 80 % des Lichtstromes nach 50 000 h Lebensdauer; Schutzart IP 20; SK I; Betriebsgerät in aufgesetztem Aluminiumgehäuse verbaut; optional nicht dimmbar

EN Luminaire housing made of extruded aluminium; designed for continuous lighting systems; surface white powder coated; specially developed for use in Rockfon® System X recessed ceiling systems; individual adjustment possible; with snap-in mounting brackets for easy mounting without tools; lighting insert consisting of highly reflective coated extruded profile for improved thermal management; HPO (High Performance Opal) cover for homogeneous illumination, optionally flush with ceiling or protruding by 8 mm (jut-out); micro prismatic PMMA diffuser incl. diffuser film for homogeneous illumination and reduced luminance; energy-efficient LEDs with very good colour rendering; binning initial ≤ 3 MacAdam; available in the light colours 3000 K, 4000 K and tunable white (3000-6000 K); CRI ≥ 80; min. 80 % of the luminous flux after 50 000 hours; degree of protection IP 20; PC I; operating unit installed in attached aluminium housing; optional non-dimmable

Features

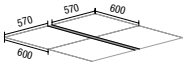

made for "Rockfon® System X"



tunable white 3000 – 6000 K

MINO X

page 51



Standard configuration

UNIT

middle (run)	4
start / end	5

COLOUR TEMPERATURE

3000 K	5

CONTROL

DIM DALI	3

MATERIAL COLOUR

white

LIGHT OPTIC COVER

opal high performance	H
microprismatic	Z
jut-out	J

NUMBER OF CORES

3-pole	1
5-pole	2

Extended configuration

COLOUR TEMPERATURE

4000 K	6

CONTROL

non DIM	1

LIGHT DISTRIBUTION

opal high perform. 3000 K

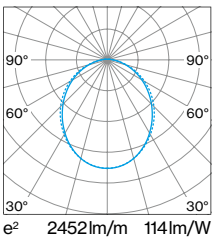

e² 2452 lm/m 114 lm/W

microprismatic 3000 K

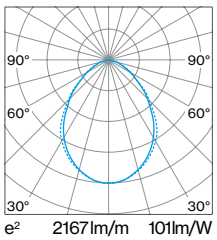

e² 2167 lm/m 101 lm/W

jut out 3000 K

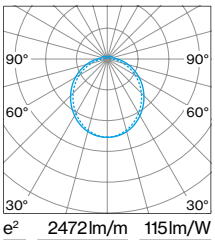

e² 2472 lm/m 115 lm/W







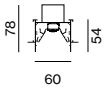





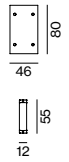

MINO X

order installation channel, cover, light inset + mounting accessories separately

INSTALLATION CHANNEL

TYPE	L (mm)	ORDER CODE
channel	600	059-4802117
channel	1200	059-4804117
channel	custom	E85461····7

INSTALLATION CHANNEL + LIGHT INSET







non DIM / DIM DALI

SYSTEM POWER / TYPE	L (mm)	ORDER CODE
13 W / end unit	600	059-4532 ⁘ ⇕ 7
26 W	1200	059-4□34 ⁘ ⇕ 7
39 W / middle unit	1800	059-4436 ⁘ ⇕ 7
51 W / middle unit	2400	059-4438 ⁘ ⇕ 7
64 W / middle unit	3000	059-4439 ⁘ ⇕ 7









DIM DALI tunable white 3000–6000 K

SYSTEM POWER / TYPE	L (mm)	ORDER CODE
26 W	1200	059-4□34037
39 W / middle unit	1800	059-4436037
51 W / middle unit	2400	059-4438037

LIGHT OPTIC COVER

TYPE	L (mm)	ORDER CODE
cover	599	059-4890420 ◘
cover	1199	059-4890□40 ◘
cover	1798	059-4890460 ◘
cover	2397	059-4890480 ◘
cover	2997	059-4890490 ◘
cover	custom	E80631····0 ◘
blind cover	600	059-4890427
blind cover	1200	059-4890447
blind cover	custom	E80631····7B

Accessories

END CAPS

TYPE	H (mm)	ORDER CODE
end caps (pair)	50	059-4820117
end caps for jut-out (pair)	58	059-4820127

LINEAR CONNECTOR

TYPE	ORDER CODE
linear connector (1 piece)	059-4810110
linear connector (10 pieces)	059-4810110.10
opal cover linear connector	006-140000

POWER FEEDER 220-240 V | 13 A

TYPE	ORDER CODE
power feeder	059-2911⊛10

CONNECTION CABLE 220-240 V | 13 A

L (mm)	ORDER CODE
1000	059-4841⊛10
2000	059-4842⊛10
3000	059-4843⊛10

Inspiration

Meeting Room
Bern, Switzerland

PRODUCT
MINO X system





NANO lighting solution

xal.com/nano



Quickinfo

1 NANO TURN / JUST

Highly flexible and varied range of recessed and surface mounted lighting profiles for shelf lighting.

2 INEO

Simple surface mounted lighting profile for shelf lighting.

3 STADIO

Solitary spotlight for illuminating display cases, available in nine different variants.

4 PICO

Discreet single spotlight in four versions, optimally suitable for display cases.

5 PICO SUPPORT

Luminaire in round and rectangular profile styles for illuminating deeper showcases.

6 MICRO

Recessed spotlight in three different versions for optimal niche lighting.

7 JUST

Flexible mounted luminaire, perfect for recessed areas and shelf lighting.

Description

DE Eine optimale Präsentation von Waren und Ausstellungsstücken lenkt bewusst die Aufmerksamkeit des Betrachters und hebt das Besondere am jeweiligen Exponat hervor. Licht ist dabei einer der wichtigsten Einflussfaktoren. NANO und die verwandten Produktfamilien INEO, STADIO, PICO, PICO SUPPORT, MICRO und JUST wurden für den blendfreien Einsatz im Regal und der Vitrine entwickelt und sollen genau das leisten: Das Begehrens- und Bewundernswerte des Exponats sichtbar machen, es in seinem Detailreichtum zeigen, die Aufmerksamkeit darauf lenken. Die Vielfalt der Anforderungen erfordert dabei eine breite Auswahl an Instrumenten und die Relevanz der Aufgabe erfordert den Einsatz der besten Lichttechnologie. Die Produkte weisen einen sehr hohen Farbwiedergabeindex von CRI 95 auf.

EN The optimal presentation of products and exhibition pieces directs the viewer's attention in a targeted manner and highlights the special features of the item on display. Light is one of the most important factors in this context. NANO and the associated product families of INEO, MICRO, STADIO, and PICO were developed for use in shelves and display cases and are intended to achieve exactly that: making all of the valuable and exquisite characteristics of the displayed item visible, presenting the item in all its glorious detail, and drawing the viewer's attention to it. The diverse requirements demand a wide range of tools, and the importance of the task requires the use of the finest lighting technology. The products feature a very high colour rendering index of CRI 95.

Features

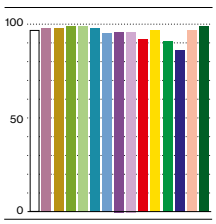

CRI 95 (R9 > 90)



optical accessories



adjustable beam angle

Brochure



Inspiration

Elfenbein Museum
Erbach, Germany

ARCHITECT
Sichau & Walter Architekten
Fulda, Germany

LIGHTING DESIGN
Licht Kunst Licht AG
Bonn, Germany

PRODUCT
NANO JUST 26



Inspiration

Hessisches Landesmuseum
Darmstadt, Germany

ARCHITECT
KPW Papay Warnicke und
Partner Architekten
Hamburg, Germany

GENERAL PLANNER
Schiel Projektgesellschaft mbH
Berlin, Germany

LIGHTING DESIGN
Kardorff Ingenieure Lichtplanung
Berlin, Germany

PRODUCT
NANO TURN









06



STEH- / TISCHLEUCHTEN
FREE STANDING LUMINAIRES



TASK
free standing

618



TASK square
free standing

626 new



HELIOS
free standing

630

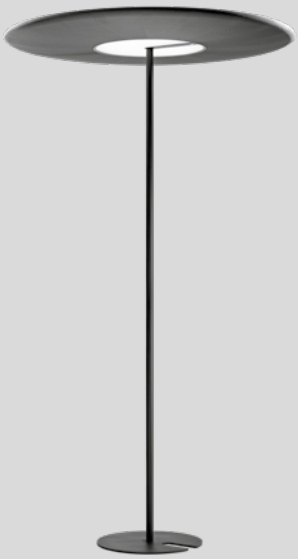

SONIC
free standing (absorber)

636



TASK
table

640 new

TASK
free standing

xal.com/task



reddot award 2015 winner

Quickinfo

GENERAL
free standing
IP 20

LED
Mid-power LED
up to 140 lm/W
3000 K, 4000 K
CRI ≥ 80
Binning initial ≤ 3 MacAdam

ESTIMATED LED LIFETIME
L80 / 50 000 h

OPTICAL
direct / indirect illumination
microprismatic (UGR < 19)

ELECTRICAL
touch DIM
daylight & movement sensor

PHYSICAL
aluminium
powder-coated

Description

DE Stehleuchte mit rechteckigem Leuchtenkopf aus Aluminium und abgerundeten Kanten; extrem flache Bauform (nur 15 mm); Stahlrohr rund; Standfuß mit Ausnehmung für Tischfuß; Oberfläche weiß, grau oder schwarz pulverbeschichtet; direkt/indirekte Lichtverteilung durch LGP-Body (Light-Guiding-Prism); seitlich eingekoppeltes Licht durch Lasergravur nach oben und unten gelenkt; optional: Indirektlichtanteil mit eigenen Platinen für erhöhten Lichtstrom und maximale Deckenaufhellung; mikroprismatische PMMA-Abdeckung; absolut homogene Ausleuchtung; bildschirmtaugliche Arbeitsplatzleuchte nach DIN EN 12464-1 (UGR < 19); energieeffiziente LEDs mit sehr guter Farbwiedergabe; Binning initial ≤ 3 MacAdam; lieferbar in den Lichtfarben 3000 K und 4000 K; CRI ≥ 80; min. 80 % des Lichtstromes nach 50 000 h Lebensdauer Schutzart IP 20; SK I; einfache Regelung durch Touch-DIM am Leuchtenkopf oder mit integriertem Infrarot Anwesenheits- und Helligkeitssensor; Anwesenheitssensor-Erfassungsbereich ø4,5m am Fußboden; inkl. Anschlussleitung (3m) mit Schutzkontaktstecker

EN Floor lamp with rectangular luminaire head made of aluminium and rounded edges; ultra low-profile design (only 15 mm); steel round downpipe; pedestal with recess for table base; surface powder coated in white, grey or black; direct/indirect light distribution by LGP body (Light Guiding Prism); side coupled light, directed up and down by laser engraving; optional: indirect component with special PCBs for increased luminous flux and maximum ceiling illumination; microprismatic PMMA cover; completely homogeneous illumination; workplace light suitable for VDUs according to DIN EN 12464-1 (UGR < 19); energy-efficient LEDs with very good colour rendering; binning initial ≤ 3 MacAdam; available in the light colours 3000 K and 4000 K; CRI ≥ 80; min. 80 % of the luminous flux after 50 000 hours; degree of protection IP 20; PC I; easy control through touch-DIM on light head or with integrated infrared presence and brightness sensor; presence sensor detection range ø4,5m on the floor; incl. connection cable (3m) with safety plug

Features



flat design (15 mm)

microprismatic (UGR < 19)

Standard configuration

COLOUR TEMPERATURE
4000 K 6

CONTROL
daylight & movement sensor 7

MATERIAL COLOUR
white 7

7

LIGHT OPTIC COVER
microprismatic (UGR < 19)

Extended configuration

COLOUR TEMPERATURE
3000 K 5

CONTROL
touch DIM 5

MATERIAL COLOUR
grey 6
black 8

6 8

+5 % surcharges

Options on request

COLOUR RENDERING INDEX
CRI ≥ 90

CONTROL
cluster network DIM
dynamic daylight control
touch DIM on pole

MOUNTING
table system

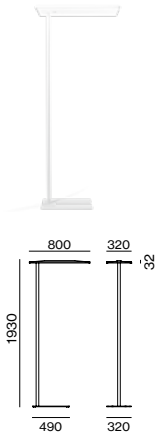

TASK free standing

DIRECT / INDIRECT SOFT

UGR < 19 | 220-240V | pending | CB pending

SYSTEM POWER	COLOUR TEMP.	LUMINOUS FLUX	ORDER CODE
75 W	3000 K	↧ 4850 / ↥ 2590 lm	0 5 9 - 2 9 3 6 :: ◪ P
	4000 K	↧ 5150 / ↥ 2750 lm	

DIRECT / INDIRECT POWER

UGR < 19 | 220-240V | pending | CB pending

SYSTEM POWER	COLOUR TEMP.	LUMINOUS FLUX	ORDER CODE
75 W	3000 K	↧ 2710 / ↥ 6560 lm	0 5 9 - 2 9 3 7 :: ◪ P
	4000 K	↧ 2880 / ↥ 6970 lm	

DIRECT / INDIRECT HIGH POWER

UGR < 19 | 220-240V | pending | CB pending

SYSTEM POWER	COLOUR TEMP.	LUMINOUS FLUX	ORDER CODE
115 W	3000 K	↧ 1960 / ↥ 13160 lm	0 5 9 - 2 9 3 8 :: 7 ◪ P
	4000 K	↧ 2080 / ↥ 13980 lm	

LIGHT DISTRIBUTION

microprismatic

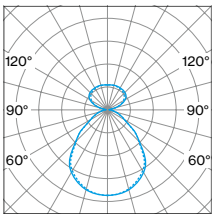

direct / indirect soft

microprismatic

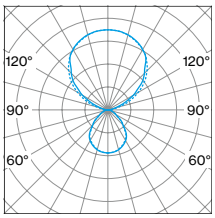

direct / indirect power

microprismatic

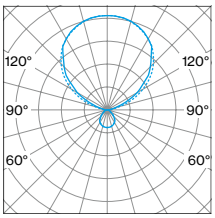

direct / indirect high power

Technical data

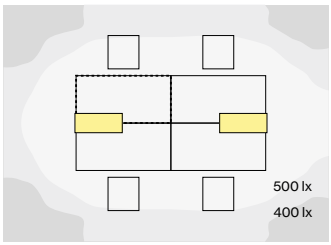



TASK free standing, 115 W, 4000 K
direct / indirect high power

ROOM VALUES

Room dimensions	5.4 × 4 × 2.8 m
Reflection factor	0.7 | 0.5 | 0.2
Maintenance factor	0.8

CALCULATION SURFACE

Surface dimensions	1.6 × 0.8 m
Surface height	0.75 m
Average illuminance (E_m)	> 500 lx
Uniformity (U_0)	> 0.6

GLARE EVALUATION

Table Classification X=4H | Y=8H | S=0.25H

UGR transversal	< 19
UGR axial	< 19

65° < 3000 cd/m²

Inspiration

Krafft Planungsbüro
Darmstadt, Germany

PRODUCT
TASK free standing

ARCHITECT
Krafft Planungsbüro
Darmstadt, Germany






THINK
OUTSIDE

Inspiration

Orde van architecten
Brussels, Belgium

PRODUCT
TASK free standing

ARCHITECT
Stein Van Rossem
Brussels, Belgium





Inspiration

Polyadès
Delémont, Switzerland

ARCHITECT
Stähelin Architekten
Basel, Switzerland

PRODUCT
TASK free standing





TASK square free standing

xal.com/task

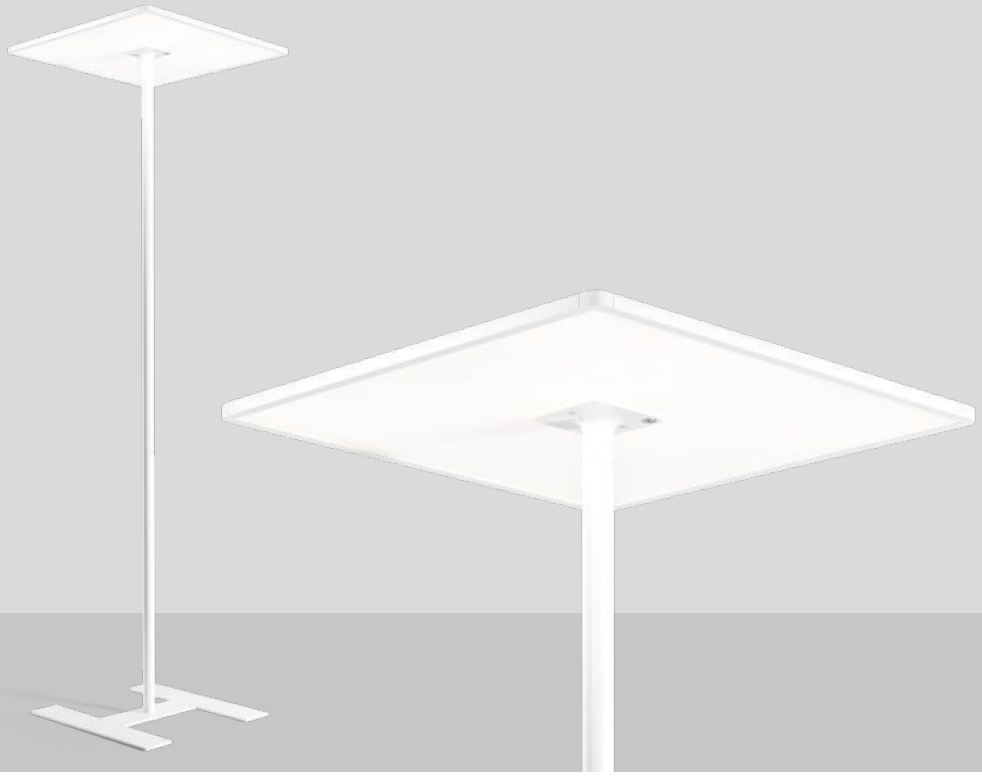

Quickinfo

GENERAL

free standing
IP 20

LED

Mid-power LED
up to 143 lm/W
3000 K, 4000 K
CRI ≥ 80
Binning initial ≤ 3 MacAdam

ESTIMATED LED LIFETIME

L80 / 50 000 h

OPTICAL

direct / indirect illumination
microprismatic (UGR < 19)

ELECTRICAL

touch DIM
daylight & movement sensor

PHYSICAL

aluminium
powder-coated

Description

DE Stehleuchte mit quadratischem Leuchtenkopf aus Aluminium und abgerundeten Kanten; extrem flache Bauform (nur 15 mm); Stahlrohr rund; Standfuß mit Ausnehmung für Tischfuß; Oberfläche weiß, grau oder schwarz pulverbeschichtet; direkte Lichtverteilung durch LGP-Body (Light-Guiding-Prism); seitlich eingekoppeltes Licht durch Lasergravur nach unten gelenkt; Indirektlichtanteil mit eigenen Platinen für erhöhten Lichtstrom und maximale Deckenaufhellung; mikroprismatische PMMA-Abdeckung; absolut homogene Ausleuchtung; bildschirmtaugliche Arbeitsplatzleuchte nach DIN EN 12464-1 (UGR < 19); energieeffiziente LEDs mit sehr guter Farbwiedergabe; Binning initial ≤ 3 MacAdam; lieferbar in den Lichtfarben 3000 K und 4000 K; CRI ≥ 80; min. 80 % des Lichtstromes nach 50 000 h Lebensdauer Schutzart IP 20; SK I; einfache Regelung durch Touch-DIM am Standrohr oder mit integriertem Infrarot Anwesenheits- und Helligkeitssensor; Anwesenheitssensor-Erfassungsbereich ø4,5m am Fußboden; inkl. Anschlussleitung (3m) mit Schutzkontaktstecker

EN Floor lamp with square luminaire head made of aluminium and rounded edges; ultra low-profile design (only 15 mm); steel round downpipe; pedestal with recess for table base; surface powder coated in white, grey or black; direct light distribution by LGP body (Light Guiding Prism); side coupled light directed downwards by laser engraving; indirect component with special PCBs for increased luminous flux and maximum ceiling illumination; microprismatic PMMA cover; completely homogeneous illumination; workplace light suitable for VDUs according to DIN EN 12464-1 (UGR < 19); energy-efficient LEDs with very good colour rendering; binning initial ≤ 3 MacAdam; available in the light colours 3000 K and 4000 K; CRI ≥ 80; min. 80 % of the luminous flux after 50 000 hours; degree of protection IP 20; PC I; easy control through touch-DIM on pole or with integrated infrared presence and brightness sensor; presence sensor detection range ø4,5m on the floor; incl. connection cable (3m) with safety plug

Features



flat design (15 mm)

microprismatic (UGR < 19)



touch DIM on pole

Standard configuration

COLOUR TEMPERATURE
4000 K 6

CONTROL
daylight & movement sensor 7

MATERIAL COLOUR
white 7

7

LIGHT OPTIC COVER
microprismatic (UGR < 19)

Extended configuration

COLOUR TEMPERATURE
3000 K 5

CONTROL
touch DIM on pole 5

MATERIAL COLOUR
grey 6
black 8

6 8

+5 % surcharges

Options on request

COLOUR RENDERING INDEX
CRI ≥ 90

CONTROL
dynamic daylight control



TASK square free standing

DIRECT / INDIRECT POWER

UGR < 19 | 220-240V | pending | CB pending

SYSTEM POWER	COLOUR TEMP.	LUMINOUS FLUX	ORDER CODE
96 W	3000 K	↧2380 / ↥10490 lm	0 5 9 - 2 9 3 2 P
	4000 K	↧2530 / ↥11150 lm	

LIGHT DISTRIBUTION

microprismatic

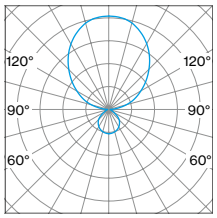

direct / indirect power

Technical data

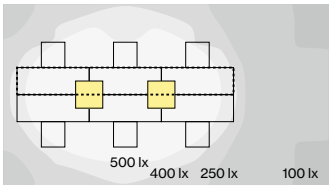



TASK square free standing, 96 W, 4000 K, direct / indirect power

ROOM VALUES

Room dimensions	7.2 × 4 × 2.8 m
Reflection factor	0.7 | 0.5 | 0.2
Maintenance factor	0.8

CALCULATION SURFACE

Surface dimensions	4.8 × 0.6 m
Surface height	0.75 m
Average illuminance (E_m)	> 500 lx

GLARE EVALUATION

Table Classification X=4H | Y=8H | S=0.25H

UGR transversal	< 19
UGR axial	< 19

65° < 3000 cd/m²

Inspiration

Office MyHammer
Berlin, Germany

PRODUCT
TASK square free standing

ARCHITECT
designfunktion Gesellschaft für
moderne Einrichtung Berlin mbH
Berlin, Germany





HELIOS
free standing

xal.com/helios



product design award 2014

Quickinfo

GENERAL
free standing
IP 20

LED
Mid-power LED
up to 105 lm/W
3000 K, 4000 K
CRI ≥ 80
Binning initial ≤ 3 MacAdam

ESTIMATED LED LIFETIME
L80 / 50 000 h

OPTICAL
direct / indirect illumination
circular de-glaring prism (UGR < 19)

ELECTRICAL
touch DIM
daylight & movement sensor

PHYSICAL
aluminium
powder-coated

Description

DE Stehleuchte mit ringförmigem, schlankem Leuchtenkopf (nur 17 mm) und Standfuss; Aluminiumstandrohr trapezförmig; Oberfläche weiß oder schwarz pulverbeschichtet; elektronisches Betriebsgerät im Standrohr verbaut; Kühlkörper in Leuchtengeometrie für optimales Thermomanagement und passive Kühlung der LEDs integriert; direkt / indirekte Lichtverteilung durch LGP-Body (Light-Guiding-Prism); seitlich eingekoppeltes Licht durch Lasergravur nach oben und unten gelenkt; Direktanteil: zirkularprismatische PMMA-Abdeckung, absolut homogene Ausleuchtung; optional: Lichtverteilung durch patentierten Rotorreflektor aus hochreflektierendem Material steuerbar; Verteilung Direkt- zu Indirektlichtanteil stufenlos von 70:30 % auf 100 % Direktanteil einstellbar; bildschirmtaugliche Arbeitsplatzleuchte nach DIN EN 12464-1 (UGR < 19); energieeffiziente LEDs mit sehr guter Farbwiedergabe; Binning initial ≤ 3 MacAdam; lieferbar in den Lichtfarben 3000 K und 4000 K; CRI ≥ 80; min. 80 % des Lichtstromes nach 50 000 h Lebensdauer Schutzart IP 20; SK I; einfache Regelung durch integrierte touch DIM-Funktion am Standrohr oder mit integriertem Infrarot Anwesenheits- und Helligkeitssensor; inkl. Anschlussleitung (3 m) mit Schutzkontaktstecker

EN Floor lamp with an annular, slim luminaire head (only 17 mm) and stand; aluminium trapezoidal upright tube; surface powder coated in white or black; electronic operating unit installed in the downpipe; heat sink integrated into luminaire geometry for optimum thermal management and passive cooling of LEDs; direct / indirect light distribution by LGP body (Light Guiding Prism); side coupled light, directed up and down by laser engraving; Direct component: circular prismatic PMMA cover, completely homogeneous illumination; optionally: light distribution controlled by patented rotor reflector in highly reflective material; distribution of direct to indirect component continuously variable from 70:30 % to 100 % direct; workplace light suitable for VDUs according to DIN EN 12464-1 (UGR < 19); energy-efficient LEDs with very good colour rendering; binning initial ≤ 3 MacAdam; available in the light colours 3000 K and 4000 K; CRI ≥ 80; min. 80 % of the luminous flux after 50 000 hours; degree of protection IP 20; PC I; easy control through integrated touch DIM function on downpipe or through integrated infrared daylight and movement sensor; incl. connection cable (3 m) with safety plug

Features



flat design (17 mm)



patented rotor reflector



touch DIM control



high quality chrome

HELIOS
suspended
page 314



Standard configuration

COLOUR TEMPERATURE
3000 K 5

CONTROL
daylight & movement sensor 7

MATERIAL COLOUR
white 7

7

LIGHT OPTIC COVER
circular de-glaring prism (UGR < 19)

Extended configuration

COLOUR TEMPERATURE
4000 K 6

CONTROL
touch DIM 5

MATERIAL COLOUR
black 8

8

+5 % surcharges

Options on request

COLOUR RENDERING INDEX
CRI ≥ 90

CONTROL
dynamic daylight control





HELIOS rotor reflector free standing

DIRECT / INDIRECT

UGR < 19

220-240 V

SYSTEM POWER	COLOUR TEMP.	LUMINOUS FLUX	ORDER CODE
65 W	3000 K	↧ 4580 / ↥ 1810 lm	0 5 9 - 8 9 2 6
	4000 K	↧ 4870 / ↥ 1920 lm	

LIGHT DISTRIBUTION

reflector open

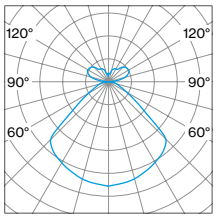

direct / indirect

HELIOS free standing

DIRECT / INDIRECT

UGR < 19

220-240 V

SYSTEM POWER	COLOUR TEMP.	LUMINOUS FLUX	ORDER CODE
80 W	3000 K	↧ 3240 / ↥ 4620 lm	0 5 9 - 8 9 3 6
	4000 K	↧ 3440 / ↥ 4910 lm	

LIGHT DISTRIBUTION

circular prismatic

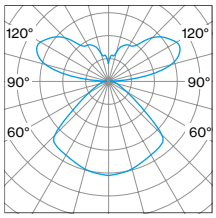

direct / indirect

Technical data

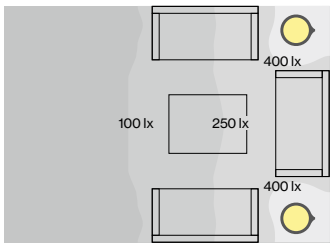

HELIOS free standing, 65 W, 4000 K
direct / indirect

ROOM VALUES

Room dimensions	5.4 × 4 × 2.8 m
Reflection factor	0.7 | 0.5 | 0.2
Maintenance factor	0.8

CALCULATION SURFACE

Surface dimensions	Floor
Surface height	0 m



GLARE EVALUATION

Table Classification X=4H | Y=8H | S=0.25H

UGR transversal	< 19
UGR axial	< 19

65° < 3000 cd/m²

Inspiration

Praxis am Bahnhof
Bremgarten, Switzerland

ARCHITECT
Outlog Architektur + Planung AG
Lenzburg, Switzerland

LIGHTING DESIGN
Outlog Architektur + Planung AG
Lenzburg, Switzerland

PRODUCT
HELIOS free standing





Inspiration

Dentist KONZEPT32
Cologne, Germany

ARCHITECT
pd raumplan
Cologne, Germany

LIGHTING DESIGN
pd raumplan
Cologne, Germany

PRODUCT
HELIOS free standing





SONIC
free standing
(absorber)

xal.com/sonic



Quickinfo

GENERAL
free standing
IP 20

LED
Mid-power LED
up to 140 lm/W
3000 K, 4000 K
CRI ≥ 80
Binning initial ≤ 3 MacAdam

ESTIMATED LED LIFETIME
L80 / 50 000 h

OPTICAL
direct / indirect illumination
microprismatic (UGR < 19)

ELECTRICAL
touch DIM
daylight & movement sensor

PHYSICAL
aluminium
powder-coated
acoustically effective

Description

DE Stehleuchte mit konischem Leuchtenkopf aus gerolltem Aluminiumprofil; Oberfläche weiß oder dunkelgrau pulverbeschichtet; rundes Aluminiumstandrohr wahlweise zentral oder dezentral angeordnet; runder Standfuß mit Ausnehmung für Tischfuß; mit direkt / indirekter Abstrahlcharakteristik für zusätzliche Akzentuierung der Decke und mehr Sehkomfort; Indirektlichtanteil mit klarem Acrylglas abgedeckt; Direktanteil: Mikroprismatische PMMA-Abdeckung; absolut homogene Ausleuchtung; inkl. Reflektor aus hochreflektierendem Material (96% Reflexionsgrad); bildschirmtaugliche Arbeitsplatzleuchte nach DIN EN 12464-1 (UGR < 19); energieeffiziente LEDs mit sehr guter Farbwiedergabe; Binning initial ≤ 3 MacAdam; lieferbar in den Lichtfarben 3000 K und 4000 K; CRI ≥ 80; min. 80 % des Lichtstromes nach 50 000 h Lebensdauer Schutzart IP 20; SK I; einfache Regelung durch integrierte touch DIM-Funktion am Leuchtenkopf; optional nicht dimmbar; optional dimmbar mit integriertem Infrarot Anwesenheits- und Helligkeitssensor; inkl. Anschlussleitung (3 m) mit Schutzkontaktstecker; schallreduzierendes Zubehör erhältlich: patentiertes Schallschutzelement aus expandiertem Polystyrol (EPS)

EN Free standing luminiare with conical luminaire head from rolled aluminium profile; surface white or dark grey powder coated; round aluminium downpipe arranged centralised or decentralised; round pedestal with recess for table base; with direct / indirect illumination characteristic for additional emphasis of the ceiling and more visual comfort; indirect component covered with clear acrylic glass; direct component: microprismatic PMMA cover; completely homogeneous illumination; incl. reflector in high reflectance material (96% reflectance); workplace light suitable for VDUs according to DIN EN 12464-1 (UGR < 19); energy-efficient LEDs with very good colour rendering; binning initial ≤ 3 MacAdam; available in the light colours 3000 K and 4000 K; CRI ≥ 80; min. 80 % of the luminous flux after 50 000 hours; degree of protection IP 20; PC I; easy control through integrated touch DIM function on light head; optional non-dimmable; optionally dimmable with integrated infrared presence and brightness sensor; incl. connection cable (3 m) with safety plug; noise reducing accessories available: patented soundproofing element made of expanded polystyrene (EPS)

Features



one piece acoustic ring, in 2 colours



patented honeycomb structure

SONIC
suspended
page 318



Standard configuration

COLOUR TEMPERATURE
3000 K 5

CONTROL
touch DIM 5

MATERIAL COLOUR
white 7

7

LIGHT OPTIC COVER
microprismatic (UGR < 19)

Extended configuration

COLOUR TEMPERATURE
4000 K 6

CONTROL
non DIM switch 1
daylight & movement sensor 7

MATERIAL COLOUR
dark grey 6

6

+5 % surcharges

Options on request

COLOUR RENDERING INDEX
CRI ≥ 90



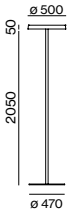

SONIC centric pole free standing

DIRECT / INDIRECT

UGR < 19 | 220-240V

SYSTEM POWER	COLOUR TEMP.	LUMINOUS FLUX	ORDER CODE
37 W	3000 K	↧3430 / ↥1470 lm	0 5 9 - 6 9 3 4 P
	4000 K	↧3640 / ↥1560 lm	

LIGHT DISTRIBUTION

microprismatic

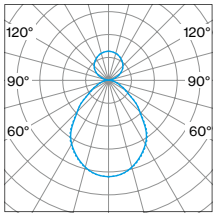

direct / indirect



SONIC excentric pole free standing

DIRECT / INDIRECT

UGR < 19 | 220-240V

SYSTEM POWER	COLOUR TEMP.	LUMINOUS FLUX	ORDER CODE
37 W	3000 K	↧3430 / ↥1470 lm	0 5 9 - 6 9 8 4 P
	4000 K	↧3640 / ↥1560 lm	

LIGHT DISTRIBUTION

microprismatic

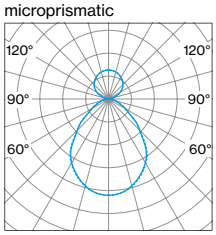

direct / indirect

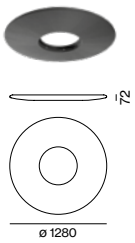

Accessory

ABSORBER

TYPE	ORDER CODE
bazalt grey	9 5 9 - 6 9 9 9 1 1 6
light grey	9 5 9 - 6 9 9 9 1 1 7

Technical data

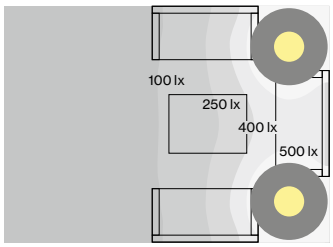

SONIC excentric pole free standing + absorber, 37 W, 4000 K, direct / indirect

ROOM VALUES

Room dimensions	5.4 × 4 × 2.8 m
Reflection factor	0.7 | 0.5 | 0.2
Maintenance factor	0.8

CALCULATION SURFACE

Surface dimensions	Floor
Surface height	0 m



GLARE EVALUATION

Table Classification X=4H | Y=8H | S=0.25H

UGR transversal	< 19
UGR axial	< 19

65° < 3000 cd/m²

Inspiration

DocSander - Dentist Practice Room
Munich, Germany

ARCHITECT
architopia_christine detering
gramming Architekten
Munich, Germany

PRODUCT
SONIC free standing (absorber)





TASK
table

xal.com/task



Quickinfo

GENERAL

table
IP 20

LED

Mid-power LED
up to 1030 lm
3000 K, 4000 K
CRI ≥ 80
Binning initial ≤ 3 MacAdam

ESTIMATED LED LIFETIME

L80 / 50 000 h

OPTICAL

direct 100 %

ELECTRICAL

DIM via optical sensor (10-100 %)
movement sensor

PHYSICAL

aluminium
powder-coated
head 360° rotatable, 15° tiltable

Description

DE Schreibtischleuchte in puristischem Design und hoher Funktionalität; Leuchtenkopf 360° dreh- und 15° schwenkbar; Oberfläche weiß oder schwarz pulverbeschichtet; direkte Lichtverteilung durch LGP-Body (Light-Guiding-Prism); seitlich eingekoppeltes Licht durch Lasergravur nach unten gelenkt; opale PMMA-Abdeckung; absolut homogene Ausleuchtung; energieeffiziente LEDs mit sehr guter Farbwiedergabe; Binning initial ≤ 3 MacAdam; lieferbar in den Lichtfarben 3000 K und 4000 K; CRI ≥ 80; min. 80 % des Lichtstromes nach 50 000 h Lebensdauer Schutzart IP 20; SK II; stufenloses Dimmen via optischem Sensor (10-100 % analog); integrierte USB-Ladebuchse zum Aufladen eines Smart Devices; Ausführung mit Präsenzmelder; Montage wahlweise auf Fußplatte, Tischklemmen oder Wand möglich

EN Desk lamp in puristic design with high functionality; lamp head 360° rotatable and 15° tiltable; surface powder coated in white or black; direct light distribution by LGP body (Light Guiding Prism); side coupled light directed downwards by laser engraving; opal PMMA cover; completely homogeneous illumination; energy-efficient LEDs with very good colour rendering; binning initial ≤ 3 MacAdam; available in the light colours 3000 K and 4000 K; CRI ≥ 80; min. 80 % of the luminous flux after 50 000 hours; degree of protection IP 20; PC II; continuously adjustable dimming via optical sensor (10-100 % analog); integrated USB charging socket for charging of a smart device; version with presence detector optional; mounting possible on base plate, table clamps or wall

Features

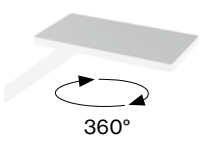

head 360° rotatable

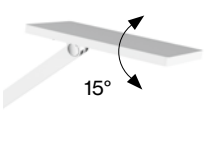

head 15° tiltable



movement sensor



USB connector

Standard configuration

COLOUR TEMPERATURE
4000 K 6

MATERIAL COLOUR
white 7

7

LIGHT OPTIC COVER
opal

Extended configuration

COLOUR TEMPERATURE
3000 K 5

MATERIAL COLOUR
black 8

8

+5 % surcharges

Options on request

COLOUR RENDERING INDEX
CRI ≥ 90



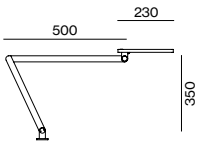

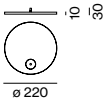



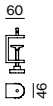



TASK table

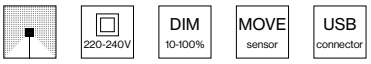

DIRECT

SYSTEM POWER	COLOUR TEMP.	LUMINOUS FLUX	ORDER CODE
12 W	3000 K	970 lm	0 5 9 - 2 8 1 1 :: 7 ◪ O
	4000 K	1030 lm	

LIGHT DISTRIBUTION

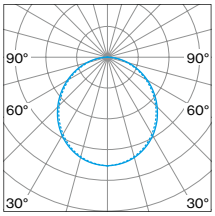

direct

Accessories

BASE PLATE

TYPE	Ø·H (mm)	ORDER CODE
base plate	ø220 × 10	0 5 9 - 2 8 9 1 1 1 ◪

TABLE CLAMP FOR HOLE ø68 mm

TYPE	Ø·H (mm)	ORDER CODE
table clamp	ø75 × 60	0 5 9 - 2 8 9 2 1 1 ◪

TABLE CLAMP

TYPE	L·W·H (mm)	ORDER CODE
table clamp	115 × 46 × 60	0 5 9 - 2 8 9 2 2 1 ◪

WALL FASTENING

TYPE	L·W·H (mm)	ORDER CODE
wall fastening	80 × 46 × 60	0 5 9 - 2 8 9 3 1 1 ◪

Inspiration

XAL headquarters
Graz, Austria

PRODUCT
TASK table







07



WANDANBAU- / WANDEINBAULEUCHTEN
WALL MOUNTED / RECESSED WALL LUMINAIRES



TASK

646 new



CORNER MINI

650



CORNER

652



STRETTA MINI

656



STRETTA

658



LINO

662



LINEA EVO

664 new



WISE
recessed

668



RECOVER

672 new

TASK

xal.com/task



Quickinfo

GENERAL

wall mounted
IP 20

LED

Mid-power LED
up to 122 lm/W
3000 K, 4000 K
CRI ≥ 80
Binning initial ≤ 3 MacAdam

ESTIMATED LED LIFETIME

L80 / 50 000 h

OPTICAL

direct / indirect illumination
direct: LGP
microprismatic (UGR < 19)

ELECTRICAL

non DIM, DIM DALI
DALI: CLO

PHYSICAL

aluminium
powder-coated

Description

DE Rechteckiger Leuchtenkörper aus Aluminium mit abgerundeten Kanten; extrem flache Bauform (nur 15 mm); moderne Formensprache im edlen Design für höchste Ansprüche; Oberfläche weiß pulverbeschichtet; direkte Lichtverteilung durch LGP-Body (Light-Guiding-Prism); seitlich eingekoppeltes Licht durch Lasergravur nach unten gelenkt; Lichtlenkung mittels hochreflektierenden Reflektormaterials; Indirektlichtanteil mit eigenen Platinen mit asymmetrischer Lichtverteilung; für optimale Deckenaufhellung; mikroprismatische PMMA-Abdeckung; absolut homogene Ausleuchtung; bildschirmtaugliche Arbeitsplatzleuchte nach DIN EN 12464-1 (UGR < 19); energieeffiziente LEDs mit sehr guter Farbwiedergabe; Binning initial ≤ 3 MacAdam; lieferbar in den Lichtfarben 3000 K und 4000 K; CRI ≥ 80; min. 80 % des Lichtstromes nach 50 000 h Lebensdauer Schutzart IP 20; SK I; DALI-dimmbar mit CLO-Funktion; optional nicht dimmbar

EN Rectangular housing made of aluminium with rounded edges; ultra low-profile design (only 15 mm); modern shape in an elegant design for high demands; surface white powder coated; direct light distribution by LGP body (Light Guiding Prism); side coupled light directed downwards by laser engraving; light control via highly reflective reflector material; indirect component with special PCBs with asymetrical light distribution; for optimum ceiling illumination; microprismatic PMMA cover; completely homogeneous illumination; workplace light suitable for VDUs according to DIN EN 12464-1 (UGR < 19); energy-efficient LEDs with very good colour rendering; binning initial ≤ 3 MacAdam; available in the light colours 3000 K and 4000 K; CRI ≥ 80; min. 80 % of the luminous flux after 50 000 hours; degree of protection IP 20; PC I; DALI dimmable with CLO function; optional non-dimmable

Features



flat design (15 mm)



microprismatic (UGR < 19)

TASK system suspended
➔ page 552

TASK free standing
➔ page 618





Standard configuration

COLOUR TEMPERATURE
3000 K 5

CONTROL
DIM DALI / CLO 3

MATERIAL COLOUR
white

LIGHT OPTIC COVER
microprismatic (UGR < 19)

Extended configuration

COLOUR TEMPERATURE
4000 K 6

CONTROL
non DIM 1

Options on request

COLOUR RENDERING INDEX
CRI ≥ 90

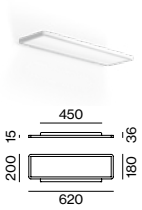

TASK

UGR < 19 | DALI 1 ADDR. | 220-240V

DIRECT / INDIRECT POWER

SYSTEM POWER	COLOUR TEMP.	LUMINOUS FLUX	ORDER CODE
48 W	3000 K	↧1850 / ↥3670 lm	059-2032 7 P
	4000 K	↧1970 / ↥3900 lm	

LIGHT DISTRIBUTION

microprismatic

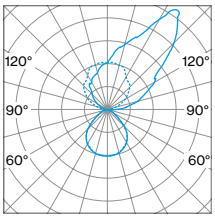

Technical data

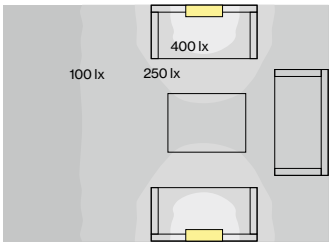



TASK wall, 48 W, 4000 K
direct / indirect power

ROOM VALUES

Room dimensions	5.4 × 4.0 × 2.8 m
Reflection factor	0.7 | 0.5 | 0.2
Maintenance factor	0.8
Mounting height	2.25 m

CALCULATION SURFACE

Surface dimensions	Floor
Surface height	0 m

GLARE EVALUATION

Table Classification X=4H | Y=8H | S=0.25H

UGR transversal	< 19
UGR axial	< 19

65° < 3000 cd/m²

Inspiration

Lobby
Visualisation

PRODUCT
TASK wall





CORNER MINI

xal.com/corner



Quickinfo

GENERAL

ceiling / wall mounted
IP 20

LED

Low-power LED
up to 660 lm/m
up to 77 lm/W
3000 K
CRI ≥ 90
Binning initial ≤ 3 MacAdam

ESTIMATED LED LIFETIME

L80 / 50 000 h

OPTICAL

asymmetric illumination
uniform illumination
PMMA cover opal

ELECTRICAL

non DIM

PHYSICAL

aluminium
chrome
anodised aluminium matt

Description

DE Leuchtenkörper aus Aluminiumstrangpressprofil, kantige Ausführung; keine sichtbaren Schrauben; Oberfläche chrom poliert oder Aluminium natur eloxiert; geeignet für Wandmontage; mit zweiseitiger Lichtabstrahlung; HPO (High Performance Opal) Abdeckung für homogene Ausleuchtung; mit erhöhter Transmission und Diffusion; energieeffiziente LEDs mit sehr guter Farbwiedergabe; Binning initial ≤ 3 MacAdam; lieferbar in der Lichtfarbe 3000 K; CRI ≥ 90; min. 80 % des Lichtstromes nach 50 000 h Lebensdauer Schutzart IP 20; SK I

EN Luminaire housing from extruded aluminium profile, angular design; no visible screws; surface polished chrome or with natural anodised aluminium finish; suitable for wall mounting; with double-sided light beam; HPO (High Performance Opal) cover for uniform illumination; with increased transmission and diffusion; energy-efficient LEDs with very good colour rendering; binning initial ≤ 3 MacAdam; available in the light colour 3000 K; CRI ≥ 90; min. 80 % of the luminous flux after 50 000 hours; degree of protection IP 20; PC I

Features



high quality
aluminium end caps

Standard configuration

COLOUR TEMPERATURE
3000 K

COLOUR RENDERING INDEX
CRI ≥ 90

CONTROL
non DIM

MATERIAL COLOUR

chrome	4
anodised aluminium matt	J

4 J

LIGHT OPTIC COVER
opal high performance

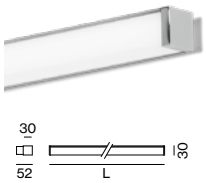

CORNER MINI

CRI ≥ 90 | 220-240V

TYPE	COLOUR TEMP.	LUM. FLUX	L (mm)	ORDER CODE
5 W	3000 K	400 lm	626	057-284251 H
8 W	3000 K	600 lm	926	057-284351 H
11 W	3000 K	810 lm	1226	057-284451 H

Inspiration

Private Residence
Lorenskog, Norway

ARCHITECT
Metropolis arkitektur & design as
Oslo, Norway

LIGHTING DESIGN
Limelight AS
Oslo, Norway

PRODUCT
CORNER mini



CORNER

xal.com/corner



Quickinfo

GENERAL

ceiling / wall mounted
IP 20

LED

Mid-power LED
up to 3374 lm/m
up to 108 lm/W
3000 K
CRI ≥ 80
Binning initial ≤ 3 MacAdam

ESTIMATED LED LIFETIME

L80 / 50 000 h

OPTICAL

asymmetric illumination
uniform illumination
PMMA cover opal

ELECTRICAL

non DIM

PHYSICAL

aluminium
powder-coated

Description

DE Leuchtenkörper aus Aluminiumstrang-pressprofil, kantige Ausführung; keine sichtbaren Schrauben; Oberfläche weiß, grau oder schwarz pulverbeschichtet; geeignet für Wand- oder Deckenmontage; mit zweiseitiger Lichtabstrahlung; Leuchtenprofil für Montage vorab lieferbar; HPO (High Performance Opal) Abdeckung für homogene Ausleuchtung; mit erhöhter Transmission und Diffusion; energieeffiziente LEDs mit sehr guter Farbwiedergabe; Powerswitch (e, e², e²⁺) am Lichteinsatz einstellbar; Binning initial ≤ 3 MacAdam; lieferbar in der Lichtfarbe 3000 K; CRI ≥ 80; min. 80 % des Lichtstromes nach 50 000 h Lebensdauer; Schutzart IP 20; SK I

EN Luminaire housing from extruded aluminium profile, angular design; no visible screws; surface powder coated in white, grey or black; suitable for wall or ceiling mounting; with double-sided light beam; luminaire profile for mounting available in advance; HPO (High Performance Opal) cover for uniform illumination; with increased transmission and diffusion; energy-efficient LEDs with very good colour rendering; powerswitch (e, e², e²⁺) adjustable on the insert; binning initial ≤ 3 MacAdam; available in the light colour 3000 K; CRI ≥ 80; min. 80 % of the luminous flux after 50 000 hours; degree of protection IP 20; PC I

Features



high quality
aluminium end caps



power switch

CORNER 65
system
page 588



Standard configuration

COLOUR TEMPERATURE
3000 K

CONTROL
non DIM (switchable e/e²/e²⁺)

MATERIAL COLOUR
white 7

7

LIGHT OPTIC COVER
opal high performance

Extended configuration

MATERIAL COLOUR
grey G
black 8

G 8

+5 % surcharges

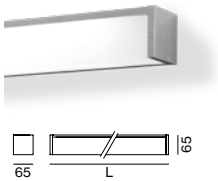

CORNER

POWER SWITCH
DALI 1 ADDR.
220-240V

SYS. POWER	COLOUR TEMP.	LUM. FLUX	L (mm)	ORDER CODE
10 W e	3000 K	990 lm	588	0 4 0 - 8 9 P 2 5 1 O
14 W e²	3000 K	1430 lm		
21 W e²⁺	3000 K	1930 lm		
14 W e	3000 K	1490 lm	888	0 4 0 - 8 9 P 3 5 1 O
21 W e²	3000 K	2150 lm		
31 W e²⁺	3000 K	2900 lm		
18 W e	3000 K	1990 lm	1188	0 4 0 - 8 9 P 4 5 1 O
28 W e²	3000 K	2860 lm		
41 W e²⁺	3000 K	3860 lm		

Inspiration

Private Residence
Visualisation

PRODUCT
CORNER
LINEA EVO





STRETTA MINI

xal.com/stretta



Quickinfo

GENERAL

wall mounted
IP 20

LED

Low-power LED
up to 742 lm/m
up to 85 lm/W
3000 K
CRI ≥ 90
Binning initial ≤ 3 MacAdam

ESTIMATED LED LIFETIME

L80 / 50 000 h

OPTICAL

omni illumination
uniform illumination
PMMA cover opal

ELECTRICAL

non DIM

PHYSICAL

aluminium
chrome
anodised aluminium matt

Description

DE Leuchtenkörper aus Aluminiumstrangpressprofil, kantige Ausführung; keine sichtbaren Schrauben; Oberfläche chrom poliert oder Aluminium natur eloxiert; geeignet für Wandmontage; mit dreiseitiger Lichtabstrahlung; HPO (High Performance Opal) Abdeckung für homogene Ausleuchtung; mit erhöhter Transmission und Diffusion; energieeffiziente LEDs mit sehr guter Farbwiedergabe; Binning initial ≤ 3 MacAdam; lieferbar in der Lichtfarbe 3000 K; CRI ≥ 90; min. 80 % des Lichtstromes nach 50 000 h Lebensdauer Schutzart IP 20; SK I

EN Luminaire housing from extruded aluminium profile, angular design; no visible screws; surface polished chrome or with natural anodised aluminium finish; suitable for wall mounting; with three sided light beam; HPO (High Performance Opal) cover for uniform illumination; with increased transmission and diffusion; energy-efficient LEDs with very good colour rendering; binning initial ≤ 3 MacAdam; available in the light colour 3000 K; CRI ≥ 90; min. 80 % of the luminous flux after 50 000 hours; degree of protection IP 20; PC I

Features



high quality
aluminium end caps

Standard configuration

COLOUR TEMPERATURE
3000 K

COLOUR RENDERING INDEX
CRI ≥ 90

CONTROL
non DIM

MATERIAL COLOUR
chrome 4
anodised aluminium matt J

4 J

LIGHT OPTIC COVER
opal high performance

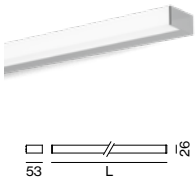

STRETTA MINI

CRI ≥ 90 | 220-240V

SYS. POWER	COLOUR TEMP.	LUM. FLUX	L (mm)	ORDER CODE
5 W	3000 K	450 lm	606	057-204251 H
8 W	3000 K	670 lm	906	057-204351 H
11 W	3000 K	890 lm	1206	057-204451 H

Inspiration

Private Residence
Graz, Austria

ARCHITECT
GSarchitects ZT
Graz, Austria

PRODUCT
STRETTA MINI



STRETTA

xal.com/stretta



Quickinfo

GENERAL

wall mounted
IP 40 / IP 44

LED

Mid-power LED
up to 2609 lm/m
up to 114 lm/W
3000 K (IP 40), 3400 K (IP 44)
CRI ≥ 80
Binning initial ≤ 3 MacAdam

ESTIMATED LED LIFETIME

L80 / 50 000 h

OPTICAL

omni illumination
uniform illumination
PMMA cover opal

ELECTRICAL

non DIM

PHYSICAL

aluminium
powder-coated

Description

DE Leuchtenkörper aus Aluminiumstrangpressprofil, kantige Ausführung; keine sichtbaren Schrauben; Oberfläche grau oder weiß pulverbeschichtet; Enddeckel galvanisch verchromt; geeignet für Wandmontage; mit dreiseitiger Lichtabstrahlung; HPO (High Performance Opal) Abdeckung für homogene Ausleuchtung; mit erhöhter Transmission und Diffusion; energieeffiziente LEDs mit sehr guter Farbwiedergabe; Binning initial ≤ 3 MacAdam; lieferbar in den Lichtfarben 3000 K (IP 40) oder 3400 K (IP 44); CRI ≥ 80; min. 80 % des Lichtstromes nach 50 000 h Lebensdauer Schutzart IP 40 (SK I) oder IP 44 (SK II)

EN Luminaire housing from extruded aluminium profile, angular design; no visible screws; surface grey or white powder coated; end cap chrome plated; suitable for wall mounting; with three sided light beam; HPO (High Performance Opal) cover for uniform illumination; with increased transmission and diffusion; energy-efficient LEDs with very good colour rendering; binning initial ≤ 3 MacAdam; available in the light colours 3000 K (IP 40) or 3400 K (IP 44); CRI ≥ 80; min. 80 % of the luminous flux after 50 000 hours; degree of protection IP 40 (PC I) or IP 44 (PC II)

Features



IP (weatherproof protection)

Standard configuration

COLOUR TEMPERATURE
3000 K (IP 40), 3400 K (IP 44)

CONTROL
non DIM

MATERIAL COLOUR
grey/chrome F

F

LIGHT OPTIC COVER
opal high performance

Extended configuration

MATERIAL COLOUR
white/chrome 5

5

+5 % surcharges



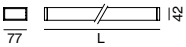

STRETTA IP 40

220-240V | IP 40

SYS. POWER	COLOUR TEMP.	LUM. FLUX	L (mm)	ORDER CODE
14 W	3000 K	1580 lm	610	0 5 7 - 0 3 3 2 5 1 H
21 W	3000 K	2370 lm	908	0 5 7 - 0 3 3 3 5 1 H
28 W	3000 K	3160 lm	1208	0 5 7 - 0 3 3 4 5 1 H



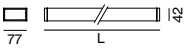

STRETTA IP 44

220-240V | IP 44

SYS. POWER	COLOUR TEMP.	LUM. FLUX	L (mm)	ORDER CODE
14 W	3400 K	1360 lm	610	0 5 7 - 0 6 3 2 5 1 H
20 W	3400 K	2040 lm	908	0 5 7 - 0 6 3 3 5 1 H
27 W	3400 K	2730 lm	1208	0 5 7 - 0 6 3 4 5 1 H

Inspiration

Private Residence
Visualisation

PRODUCT
STRETTA





LINO

xal.com/lino



Quickinfo

GENERAL

wall mounted
IP 20

LED

High-power LED
up to 6460 lm/m
up to 92 lm/W
3000 K
CRI ≥ 80
Binning initial ≤ 3 MacAdam

ESTIMATED LED LIFETIME

L70 / 50 000 h

OPTICAL

direct / indirect illumination
PMMA cover opal

ELECTRICAL

non DIM

PHYSICAL

aluminium
anodised
powder-coated

Description

DE Leuchtenkörper und Frontabdeckung aus Aluminiumstrangpressprofil, kantige Ausführung; keine sichtbaren Schrauben; Oberfläche weiß pulverbeschichtet bzw. Aluminium natur eloxiert; geeignet für Wandmontage; homogene Wandaufhellung durch gleichmäßige direkt / indirekte Lichtverteilung; energieeffiziente LEDs mit sehr guter Farbwiedergabe; Binning initial ≤ 3 MacAdam; lieferbar in der Lichtfarbe 3000 K; CRI ≥ 80; min. 70 % des Lichtstromes nach 50 000 h Lebensdauer; Schutzart IP 20; SK I

EN Luminaire housing and front cover from extruded aluminium profile, angular version; no visible screws; surface powder coated in white or natural anodised aluminium; suitable for wall mounting; homogeneous wall illumination through uniform direct / indirect light distribution; energy-efficient LEDs with very good colour rendering; binning initial ≤ 3 MacAdam; available in the light colour 3000 K; CRI ≥ 80; min. 70 % of the luminous flux after 50 000 hours; degree of protection IP 20; PC I

Features



high quality
aluminium end caps

Standard configuration

COLOUR TEMPERATURE
3000 K

CONTROL
non DIM

MATERIAL COLOUR
white 7

7

LIGHT OPTIC COVER
opal high performance

Extended configuration

MATERIAL COLOUR
anodised aluminium 6

6

+5 % surcharges

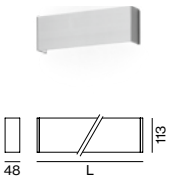

LINO

220-240V

SYS. POWER	COLOUR TEMP.	LUM. FLUX	L (mm)	ORDER CODE
13 W	3000 K	1060 lm	180	058-630351
23 W	3000 K	2120 lm	350	058-632351

Inspiration

Private Residence
Graz, Austria

ARCHITECT
DI Michael Kadletz ZT GmbH
Graz, Austria

PRODUCT
LINO



LINEA EVO

xal.com/linea-evo



Quickinfo

GENERAL

wall mounted
IP 20

LED

Mid-power LED
up to 145 lm/W
3000 K, 4000 K
CRI ≥ 80, CRI ≥ 90
Binning initial ≤ 3 MacAdam

ESTIMATED LED LIFETIME

L80 / 50 000 h

OPTICAL

direct / indirect illumination
PMMA cover opal
opal, asymmetric lens

ELECTRICAL

non DIM, DIM DALI

PHYSICAL

aluminium
powder-coated

Description

DE Leuchtenkörper und Frontabdeckung aus Aluminiumstrangpressprofil, kantige Ausführung; keine sichtbaren Schrauben; Oberfläche grau, weiß oder schwarz pulverbeschichtet; geeignet für Wandmontage; homogene Wand- bzw. Deckenaufhellung durch gleichmäßige direkt/indirekte Lichtverteilung; präzise Abstrahlcharakteristik mit zwei verschiedenen Linsenprofilen (opal, asymmetric); energieeffiziente LEDs mit sehr guter Farbwiedergabe; Binning initial ≤ 3 MacAdam; lieferbar in den Lichtfarben 3000 K und 4000 K; CRI ≥ 80 oder CRI ≥ 90; min. 80 % des Lichtstromes nach 50 000 h Lebensdauer; Schutzart IP 20; SK I; optional DALI-dimmbar

EN Luminaire housing and front cover from extruded aluminium profile, angular version; no visible screws; surface powder coated in grey, white or black; suitable for wall mounting; homogeneous wall or ceiling illumination through uniform direct/indirect light distribution; precise radiation characteristic with two different lens profiles (opal, asymmetric); energy-efficient LEDs with very good colour rendering; binning initial ≤ 3 MacAdam; available in the light colours 3000 K and 4000 K; CRI ≥ 80 or CRI ≥ 90; min. 80 % of the luminous flux after 50 000 hours; degree of protection IP 20; PC I; optional DALI dimmable

LINEA EVO
system
page 602



Features



high quality
aluminium end caps



opal / opal



asymmetric / opal

Standard configuration

COLOUR TEMPERATURE
3000 K 5

CONTROL
non DIM 1

MATERIAL COLOUR
grey G

G

DIRECT ILLUMINATION
opal high performance

INDIRECT ILLUMINATION
opal high performance

Extended configuration

COLOUR TEMPERATURE
4000 K 6

CONTROL
DIM DALI 3

MATERIAL COLOUR
white 7
black 8

7 8

+5 % surcharges

INDIRECT ILLUMINATION
asymmetric (CRI ≥ 90)

Options on request

COLOUR TEMPERATURE
2700 K

ILLUMINATION
wall grazer

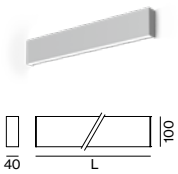

LINEA EVO opal / opal

1 ADDR. 220-240V

SYS. POWER	COLOUR TEMP.	LUM. FLUX	L (mm)	ORDER CODE
18 W	3000 K	↧830/↥830 lm	610	058-6252 HH
	4000 K	↧890/↥890 lm		
36 W	3000 K	↧1660/↥1660 lm	1210	058-6254 HH
	4000 K	↧1780/↥1780 lm		
72 W	3000 K	↧3320/↥3320 lm	2410	058-6258 HH
	4000 K	↧3560/↥3560 lm		

LIGHT DISTRIBUTION
opal / opal

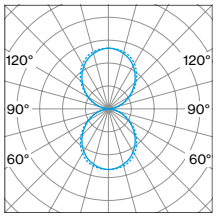

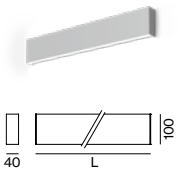

LINEA EVO asymmetric / opal

1 ADDR. 220-240V

SYS. POWER	COLOUR TEMP.	LUM. FLUX	L (mm)	ORDER CODE
18 W	3000 K	↧830/↥740 lm	610	058-6252 HA
	4000 K	↧890/↥820 lm		
37 W	3000 K	↧1660/↥1480 lm	1210	058-6254 HA
	4000 K	↧1780/↥1640 lm		
74 W	3000 K	↧3320/↥2960 lm	2410	058-6258 HA
	4000 K	↧3560/↥3280 lm		

LIGHT DISTRIBUTION
asymmetric / opal

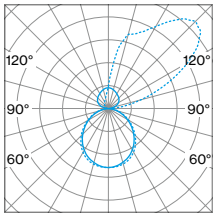

Inspiration

SNS Headquarters
Moscow, Russia

ARCHITECT
ABD Architects
Moscow, Russia

LIGHTING DESIGN
Light & Design
Moscow, Russia

PRODUCT
LINEA EVO





WISE
recessed

xal.com/wise



Quickinfo

GENERAL

wall recessed
IP 54
optional concrete install. housing

LED

High-power LED
up to 56 lm/W
3000 K
CRI ≥ 80
Binning initial ≤ 3 MacAdam

ESTIMATED LED LIFETIME

L80 / 50 000 h

OPTICAL

asymmetric illumination
lens optics

ELECTRICAL

non DIM

PHYSICAL

aluminium
powder-coated
optimised corrosion protection

Description

DE Wandeinbauleuchte aus Aluminiumdruckguss, schutzeloxiert, mit umlaufendem Rand; Oberfläche grau, weiß oder dunkelgrau pulverbeschichtet; geeignet für Wandstärken von 10-25 mm; Einputzgehäuse für massive Wände als Zubehör erhältlich; asymmetrische Lichtverteilung; energieeffiziente LEDs mit sehr guter Farbwiedergabe; Binning initial ≤ 3 MacAdam; lieferbar in der Lichtfarbe 3000 K; CRI ≥ 80; min. 80 % des Lichtstromes nach 50 000 h Lebensdauer; Schutzart IP 54; SK I

EN Recessed wall luminaire made of anodised die-cast aluminium with trim; surface powder coated in grey, white or dark grey; suitable for wall thickness of 10-25 mm; flush housing for solid walls available as accessory; asymmetrical light distribution; energy-efficient LEDs with very good colour rendering; binning initial ≤ 3 MacAdam; available in the light colour 3000 K; CRI ≥ 80; min. 80 % of the luminous flux after 50 000 hours; degree of protection IP 54; PC I

Standard configuration

IP RATING
IP54

CONTROL
non DIM

MATERIAL COLOUR

white	7
grey	6
dark grey	D

7 | 6 | D

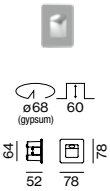

WISE MINI recessed

220-240V | IP54

SYSTEM POWER	COLOUR TEMP.	LUMINOUS FLUX	ORDER CODE
1,4 W	3000 K	80 lm	052-745051



WISE recessed

220-240V | IP54

SYSTEM POWER	COLOUR TEMP.	LUMINOUS FLUX	ORDER CODE
1,4 W	3000 K	80 lm	052-746051

Accessory

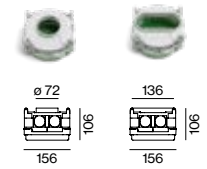

INSTALLATION HOUSING FOR CONCRETE

TYPE	ORDER CODE
WISE MINI	052-741991 0
WISE	052-743991 0

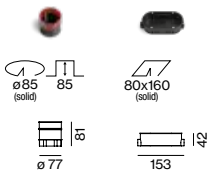

INSTALLATION HOUSING FOR SOLID WALLS

TYPE	ORDER CODE
WISE MINI	052-741992 0
WISE	052-743992 0

Inspiration

The GPT Group
Sydney, Australia

ARCHITECT
WoodsBagot
Sydney, Australia

PRODUCT
WISE MINI recessed





RECOVER

xal.com/recover



Quickinfo

GENERAL

passive cooling
indoor
IP 40 (on request IP 54)
direct / indirect illumination

LED

High-power LED
ambient light up to CRI 95
reading, examination light CRI ≥ 90
typical CRI 95
Binning initial ≤ 3 MacAdam
Binning directly on BBL

ESTIMATED LED LIFETIME

L80 / 50 000 h

OPTICAL

asymmetric light distribution

PHYSICAL

powdercoated surface
white
glass cover
height luminaire body: 40 mm

RECOVER SPECIFICS

luminaire with movement sensor
light-emitting surfaces with ESG glass

Description

DE XAL bietet drei Ausführungs-Varianten der RECOVER Leuchte an:

Die Ausführung RECOVER PRO wurde für den höchsten Anspruch an Beleuchtungskomfort entwickelt. In Kombination mit der RECOVER Master Unit (pro Raum eine Unit), können bis zu sechs Leuchten mit dynamischen Tageslichtprogrammen (circadian light) bespielt werden.

RECOVER DALI ermöglicht ein individuelles Dimmen. Über bauseits installierte Dimm-Taster werden vier Lichtkreise, das indirekte Raumlicht mit 2700 und 6500 K, das Untersuchungslicht und das Leselicht mit 3000 K, individuell angesteuert.

Die Version RECOVER BASIC ermöglicht die Schaltung des indirekten Raumlichts, des Untersuchungslichts und des Leselichts über handelsübliche Schalter.

EN XAL offers three versions of the RECOVER luminaire:

The RECOVER PRO version has been developed to meet the highest standard of lighting comfort. In combination with the RECOVER Master Unit (one unit per room), up to six luminaires can be configured with dynamic daylight programmes (circadian light).

RECOVER DALI allows for individual dimming. Dim switches installed on-site are individually controlled via four light circuits, the indirect ambient light with 2700 and 6500 K, the examination light and the reading light with 3000 K.

The RECOVER BASIC version allows the indirect ambient light, the examination light, and the reading light to be operated using standard switches.

Features



circadian light
2200 – 31000 K



master unit

Brochure



Inspiration

LKH Leoben
Leoben, Austria

PRODUCT
RECOVER

ARCHITECT
Ernst Giselbrecht + Partner
architektur zt gmbh
Graz, Austria

LIGHTING DESIGN
pi-plan, Franz Pischler
Graz, Austria



Inspiration

EMCO private clinic
Bad Dürrnberg/Salzburg, Austria

ARCHITECT
FLEOS architektur
Salzburg, Austria

LIGHTING DESIGN
Das Licht
Salzburg, Austria

PRODUCT
RECOVER





08



STRAHLER UND STROMSCHIENEN
TRACK LIGHTS AND TRACKS



BO 55
basic / wls

680 new



BO 70
basic / focus

684



BO 70
shutter / iris / gobo

688



TIMO 80
free

692



KIS

700



ARGO

704



PABLO
basic / focus

708 new



PABLO
shutter / iris / gobo

712 new



VARO

716 new



STUDIO

720



STRAIGHT

724



STRAIGHT
wallwasher

728



SQUADRO
wallwasher

732 new



CANYON 15
recessed

736 new



CANYON 50
offset

738

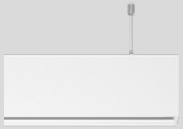

CANYON 50
surface / suspended

742



STILO 40
suspended

744 new



TRACK 3-phase
recessed /
surface / suspended

746

BO OVERVIEW



Quickinfo	**BO 55** basic 680	**BO 70** basic 684	**BO 70** focus 684
SYSTEM POWER	10 W, 21 W	26 W	23 W
LUMINOUS FLUX	710 lm, 1650 lm	2330 lm	960 lm, 1360 lm
COLOUR RENDERING INDEX	CRI ≥ 90	CRI ≥ 90	CRI ≥ 90
COLOUR TEMPERATURE	2700 K, 3000 K, 4000 K	3000 K, 4000 K	3000 K, 4000 K
BEAM ANGLE	6°, 14°, 23°, 33°	18°, 24°, 36°, 58°	adjustable 17°-47°
HEAD DIMENSIONS	ø 55 mm / H 140 mm	ø 70 mm / H 136 mm	ø 70 mm / H 147 mm
SUITABLE FOR	CANYON 15 TRACK 3-phase	CANYON 50 TRACK 3-phase	CANYON 50 TRACK 3-phase



BO 70
shutter
688

23 W
1015 cd, 1476 cd
CRI ≥ 90
3000 K, 4000 K

adjustable square light illumination

ø 70 mm / H 198 mm

CANYON 50
TRACK 3-phase

BO 70
iris
688

23 W
1040 cd, 1512 cd
CRI ≥ 90
3000 K, 4000 K

adjustable round light illumination

ø 70 mm / H 198 mm

CANYON 50
TRACK 3-phase

BO 70
gobo
688

14 W
-
CRI ≥ 90
3000 K, 4000 K

customised logo

ø 70 mm / H 198 mm

CANYON 50
TRACK 3-phase



BO 55
basic / wls

xal.com/bo

Quickinfo

GENERAL

track light
IP 20

LED

COB LED module
up to 84 lm/W
2700 K, 3000 K, 4000 K
CRI ≥ 90
Binning initial ≤ 3 MacAdam

ESTIMATED LED LIFETIME

L80 / 50 000 h

OPTICAL

direct illumination
beam angle 6°, 14°, 23°, 33°

ELECTRICAL

non DIM

PHYSICAL

aluminium
powder-coated
adapter plastic

Description

DE Stromschienenstrahler aus Aluminiumdruckguss; Oberfläche weiß oder schwarz pulverbeschichtet; Strahlerkopf 355° dreh- und 90° schwenkbar; optimiert für Einbau in einem CANYON 15 Kanal, Adapter deckenbündig; Konverter im Strahlerkopf integriert; mit COB (Chip on Board) Technologie für höchste Effizienz; keine Bildung von Mehrfachschatten; energieeffiziente LEDs mit sehr guter Farbwiedergabe; Binning initial ≤ 3 MacAdam; lieferbar in den Lichtfarben 2700 K, 3000 K und 4000 K; CRI ≥ 90; min. 80 % des Lichtstromes nach 50 000 h Lebensdauer hochwertiger Aluminiumreflektor mit sphärischer Facettenoptik; präzise Abstrahlcharakteristik mit vier verschiedenen Ausstrahlwinkeln; werkzeuglos einsetz- bzw. austauschbar; Schutzart IP 20; SK I; 3-Phasen Adapter für werkzeugloses Einsetzen bzw. Verschieben in einer Eutrac Stromschiene

EN Track light made of die-cast aluminium; surface powder coated in white or black; spotlight head 355° rotatable and 90° tiltable; optimised for flush ceiling installation in a CANYON 15 channel adapter; converter integrated into spotlight head; COB (Chip on Board) technology for maximum efficiency; no multiple shadows; energy-efficient LEDs with very good colour rendering; binning initial ≤ 3 MacAdam; available in the light colours 2700 K, 3000 K and 4000 K; CRI ≥ 90; min. 80 % of the luminous flux after 50 000 hours; high quality aluminium reflector with spherical facet finish; precise radiation characteristic with four different beam angles; installed and exchanged without tools; degree of protection IP 20; PC I; 3-phase adapter for toolless installation or movement on Eutrac power track

CANYON 15 track

page 736



BO 55 basic surface / semi recessed

page 240



Features



optimised adapter for CANYON 15



adaptor flush in standard 3-phase power tracks



glare-free due to recessed LED

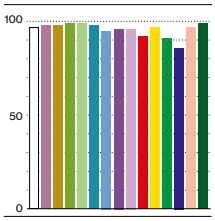

CRI ≥ 90 (R9 > 90)

Standard configuration

COLOUR TEMPERATURE

3000 K	5

CONTROL

non DIM	

MATERIAL COLOUR

white	7
black	8

7 | 8

BEAM ANGLE

flood 33°	F

Extended configuration

COLOUR TEMPERATURE

2700 K	4
4000 K	6

MATERIAL COLOUR

white/black adaptor housing	P

P

+5 % surcharges

REFLECTOR

spot 14°	S
medium 23°	M

LED LENS

super spot 6° (only for BO 55 wls)	V



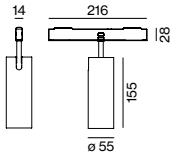

BO 55 basic

355° 90° | CRI >90 | 220-240V

SYSTEM POWER	COLOUR TEMP.	LUMINOUS FLUX	ORDER CODE
21 W	2700 K	1340 lm	0 5 3 - 3 0 2 1 :: 1 ◪ ▲
	3000 K	1540 lm	
	4000 K	1650 lm	

luminous flux flood 33°

LIGHT DISTRIBUTION for 3000 K

spot 14°

h (m)	E (lx)	ø (m)
1	12907	ø 0,25
2	3227	ø 0,51
3	1434	ø 0,76
4	807	ø 1,01
5	516	ø 1,26

medium 23°

h (m)	E (lx)	ø (m)
1	6769	ø 0,40
2	1692	ø 0,81
3	752	ø 1,21
4	423	ø 1,61
5	271	ø 2,02

flood 33°

h (m)	E (lx)	ø (m)
1	3625	ø 0,68
2	906	ø 1,37
3	403	ø 2,05
4	227	ø 2,74
5	145	ø 3,42



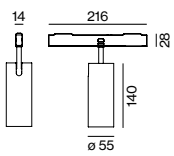

BO 55 wls

355° 90° | CRI >90 | 220-240V

SYSTEM POWER	COLOUR TEMP.	LUMINOUS FLUX	ORDER CODE
10 W	2700 K	620 lm	0 5 3 - 3 0 2 0 :: 1 ◪ ▲
	3000 K	710 lm	
	4000 K	710 lm	

luminous flux spot 14°

LIGHT DISTRIBUTION for 3000 K, BO 55 basic wls

super spot 6°

h (m)	E (lx)	ø (m)
1	22562	ø 0,11
2	5640	ø 0,21
3	2506	ø 0,32
4	1410	ø 0,43
5	902	ø 0,53

spot 14°

h (m)	E (lx)	ø (m)
1	6667	ø 0,25
2	1666	ø 0,50
3	740	ø 0,75
4	416	ø 1,01
5	266	ø 1,26

medium 23°

h (m)	E (lx)	ø (m)
1	2905	ø 0,40
2	726	ø 0,80
3	322	ø 1,21
4	181	ø 1,61
5	116	ø 2,01

flood 33°

h (m)	E (lx)	ø (m)
1	1801	ø 0,60
2	450	ø 1,20
3	200	ø 1,80
4	112	ø 2,40
5	72	ø 3,00

Optical accessories

HONEYCOMB LOUVER

TYPE	Ø·H (mm)	ORDER CODE
honeycomb louver	50·3	0 0 7 - 1 9 6 5 1 9 8

Inspiration

Autosalon
Paris, France

ARCHITECT
Schmidhuber Brand Experience GmbH
Munich, Germany

PRODUCT
CANYON 15 recessed
BO 55 basic





BO 70
basic / focus

xal.com/bo



Quickinfo

GENERAL

track light
IP 20

LED

COB LED module
up to 88 lm/W
3000 K, 4000 K
CRI ≥ 90
Binning initial ≤ 3 MacAdam

ESTIMATED LED LIFETIME

L80 / 50 000 h

OPTICAL

direct illumination
beam angle 18°, 24°, 36°, 58°
beam angle (focus) 17 – 47°

ELECTRICAL

non DIM, DIM DALI

PHYSICAL

aluminium
powder-coated
polycarbonate driver housing

CANYON 50
offset
page 738



CANYON 50
surface / susp.
page 742



Description

DE Stromschienenstrahler aus Aluminiumdruckguss; Oberfläche weiß oder schwarz pulverbeschichtet; Strahlerkopf 355° dreh- und 180° schwenkbar; optimiert für Einbau in einem CANYON 50 Kanal, Adapter verschwindet im Kanal; Konverter im Kunststoffadapter integriert; mit COB (Chip on Board) Technologie für höchste Effizienz; keine Bildung von Mehrfachschatten; energieeffiziente LEDs mit sehr guter Farbwiedergabe; Binning initial ≤ 3 MacAdam; lieferbar in den Lichtfarben 3000 K und 4000 K; CRI ≥ 90; min. 80 % des Lichtstromes nach 50 000 h Lebensdauer BO 70 basic: hochwertiger Aluminiumreflektor mit sphärischer Facettenoptik; hochglänzend eloxiert; präzise Abstrahlcharakteristik mit vier verschiedenen Ausstrahlwinkeln; werkzeuglos einsetz- bzw. austauschbar; BO 70 focus: inkl. hochwertiger plan-konvexer Glaslinse; exakte Objekt-Fokussierung durch justierbare Linse; Ausstrahlwinkel von 17-47° einstellbar; Fokussierung mittels gummiertem Verstellring am Strahlerkopf; Schutzart IP 20; SK I; Adapter für werkzeugloses Einsetzen bzw. Verschieben in verschiedenen 3-phasen Stromschienen; optional DALI-dimmbar

EN Track light made of die-cast aluminium; surface powder coated in white or black; spotlight head 355° rotatable and 180° tiltable; optimised for installation in CANYON 50 channel, adapter disappears into channel; Integrated converter in the plastic adapter; COB (Chip on Board) technology for maximum efficiency; no multiple shadows; energy-efficient LEDs with very good colour rendering; binning initial ≤ 3 MacAdam; available in the light colours 3000 K and 4000 K; CRI ≥ 90; min. 80 % of the luminous flux after 50 000 hours; BO 70 basic: high quality aluminium reflector with spherical facet finish; high-gloss anodised; precise radiation characteristic with four different beam angles; installed and exchanged without tools; BO 70 focus: incl. high quality plano-convex glass lens; precise object focusing through adjustable lens; adjustable beam angle of 17-47°; focusing by means of rubberised adjusting ring on the spotlight head; degree of protection IP 20; PC I; adapter for toolless insertion or movement on a variety of 3-phase power tracks; optional DALI dimmable

Features



optimised adaptor for CANYON 50



adjustable beam angle 17 – 47° (BO 70 focus)

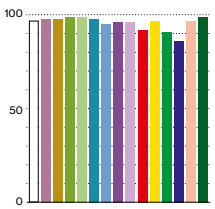

CRI ≥ 90 (R9 > 90)

Standard configuration

COLOUR TEMPERATURE

3000 K	5

CONTROL

non DIM	1

MATERIAL COLOUR

white	7
black	8

7 | 8

BEAM ANGLE

flood 36°	F

Extended configuration

COLOUR TEMPERATURE

4000 K	6

CONTROL

DIM DALI	3

MATERIAL COLOUR

white/black adaptor housing	P

P

+5 % surcharges

BEAM ANGLE

spot 18°	S
medium 24°	M
wide flood 58°	W

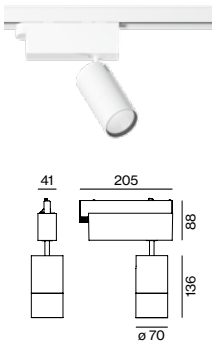

BO 70 basic

355° 180° | CRI >90 | 220-240V | DALI 1 ADDR.

SYSTEM POWER	COLOUR TEMP.	LUMINOUS FLUX	ORDER CODE
26 W	3000 K	2180 lm	0 5 3 - 3 2 4 1
	4000 K	2330 lm	

luminous flux spot 18°

LIGHT DISTRIBUTION for 26 W, 3000 K

spot 18°

h (m)	E (lx)	ø (m)
1	13907	ø0,31
2	3476	ø0,62
3	1545	ø0,93
4	869	ø1,24
5	556	ø1,55

medium 24°

h (m)	E (lx)	ø (m)
1	9006	ø0,42
2	2251	ø0,84
3	1000	ø1,27
4	562	ø1,69
5	360	ø2,11

flood 36°

h (m)	E (lx)	ø (m)
1	5279	ø0,65
2	1319	ø1,31
3	586	ø1,96
4	329	ø2,61
5	211	ø3,27

wide flood 58°

h (m)	E (lx)	ø (m)
1	2223	ø1,12
2	555	ø2,24
3	247	ø3,35
4	138	ø4,47
5	88	ø5,59

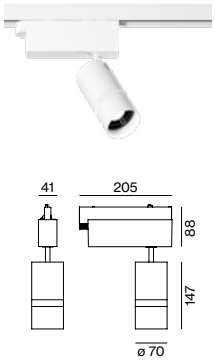

BO 70 focus

355° 180° | CRI >90 | 220-240V | DALI 1 ADDR.

SYSTEM POWER	COLOUR TEMP.	LUMINOUS FLUX	ORDER CODE
23 W	3000 K	1260 lm	0 5 3 - 3 4 4 1
	4000 K	1360 lm	

LIGHT DISTRIBUTION for 3000 K

min. angle 17°

h (m)	E (lx)	ø (m)
1	5316	ø0,30
2	1329	ø0,60
3	590	ø0,89
4	332	ø1,19
5	212	ø1,49

max. angle 47°

h (m)	E (lx)	ø (m)
1	2187	ø0,87
2	546	ø1,74
3	243	ø2,60
4	136	ø3,47
5	87	ø4,34

Inspiration

Taschen Store
Berlin, Germany

ARCHITECT
SPIESS Interior Design
Dresden, Germany

LIGHTING DESIGN
Salvatore Licitra
Alberto Stampanoni
Milan, Italy

PRODUCT
TRACK 3-phase recessed
BO 70 basic







BO 70
shutter / iris / gobo

xal.com/bo



Quickinfo

GENERAL
track light
IP 20

LED
COB LED module
up to 1512 cd
3000 K, 4000 K
CRI ≥ 90
Binning initial ≤ 3 MacAdam

ESTIMATED LED LIFETIME
L80 / 50 000 h

OPTICAL
direct illumination
form illumination

ELECTRICAL
non DIM, DIM DALI

PHYSICAL
aluminium
powder-coated
polycarbonate driver housing

Description

DE Stromschienenstrahler aus Aluminiumdruckguss; Oberfläche weiß oder schwarz pulverbeschichtet; Strahlerkopf 355° dreh- und 180° schwenkbar; optimiert für Einbau in einem CANYON 50 Kanal, Adapter verschwindet im Kanal; Konverter im Kunststoffadapter integriert; mit COB (Chip on Board) Technologie für höchste Effizienz; keine Bildung von Mehrfachschatten; energieeffiziente LEDs mit sehr guter Farbwiedergabe; Binning initial ≤ 3 MacAdam; lieferbar in den Lichtfarben 3000 K und 4000 K; CRI ≥ 90; min. 80 % des Lichtstromes nach 50 000 h Lebensdauer Konturstrahler für exakte rechteckige oder runde Formgebung; einfache Einstellung durch 4 Abschattelemente oder durch irisförmige Abschatter aus Edelstahl; inkl. hochwertiger bikonvexer Glaslinse; scharfe Objekt-Fokussierung durch justierbare Linse; Fokussierung mittels gummiertem Verstellring am Strahlerkopf; Schutzart IP 20; SK I; Adapter für werkzeugloses Einsetzen bzw. Verschieben in verschiedenen 3-phasen Stromschienen; optional DALI-dimmbar

EN Track light made of die-cast aluminium; surface powder coated in white or black; spotlight head 355° rotatable and 180° tiltable; optimised for installation in CANYON 50 channel, adapter disappears into channel; Integrated converter in the plastic adapter; COB (Chip on Board) technology for maximum efficiency; no multiple shadows; energy-efficient LEDs with very good colour rendering; binning initial ≤ 3 MacAdam; available in the light colours 3000 K and 4000 K; CRI ≥ 90; min. 80 % of the luminous flux after 50 000 hours; contour spotlight for precise rectangular or round shape; easy adjustment by 4 shading elements or by iris-shaped shade made of stainless steel; incl. high quality bi-convex glass lens; sharp object focusing through adjustable lens; focus using rubber adjustment ring on spotlight head; degree of protection IP 20; PC I; adapter for toolless insertion or movement on a variety of 3-phase power tracks; optional DALI dimmable

Features



optimised adaptor for CANYON 50



shutter element (BO 70 shutter)



adjustable lens

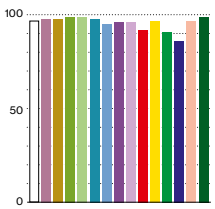

CRI ≥ 90 (R9 > 90)

CANYON 50
offset
page 738



CANYON 50
surface / susp.
page 742



Standard configuration

COLOUR TEMPERATURE
3000 K — 5

CONTROL
non DIM — 1

MATERIAL COLOUR
white — 7
black — 8

7 | 8

Extended configuration

COLOUR TEMPERATURE
4000 K — 6

CONTROL
DIM DALI — 3

MATERIAL COLOUR
white/black adaptor housing — P

P

+5 % surcharges

Illumination size

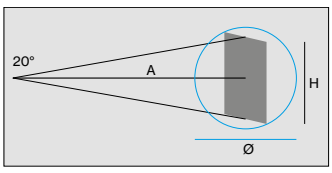

A (mm)	H (mm)	ø (mm)
1000	396	560
2000	792	1120
3000	1188	1680

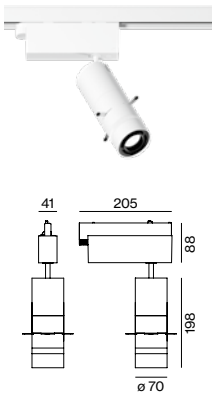

BO 70 shutter

355° 180° | CRI >90 | 220-240V | DALI 1 ADDR.

SYSTEM POWER	COLOUR TEMP.	LUM. INTENSITY	ORDER CODE
23 W	3000 K	1375 cd	0 5 3 - 3 7 4 1
	4000 K	1476 cd	

illuminance (lux) = luminous intensity (cd) / distance (m)²

LIGHT DISTRIBUTION 3000 K

adjustable

h (m)	E (lx)	ø (m)
1	1196	ø 0,56
2	299	ø 1,12
3	132	ø 1,68
4	74	ø 2,24
5	47	ø 2,79

possible forms of illumination



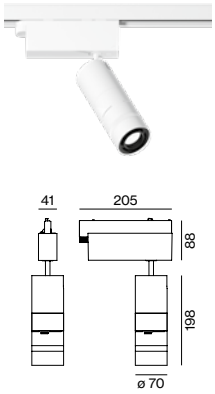

BO 70 iris

355° 180° | CRI >90 | 220-240V | DALI 1 ADDR.

SYSTEM POWER	COLOUR TEMP.	LUM. INTENSITY	ORDER CODE
23 W	3000 K	1409 cd	0 5 3 - 3 8 4 1
	4000 K	1512 cd	

illuminance (lux) = luminous intensity (cd) / distance (m)²

LIGHT DISTRIBUTION for 3000 K

adjustable

h (m)	E (lx)	ø (m)
1	1363	ø 0,57
2	340	ø 1,13
3	151	ø 1,70
4	85	ø 2,26
5	54	ø 2,83

possible forms of illumination

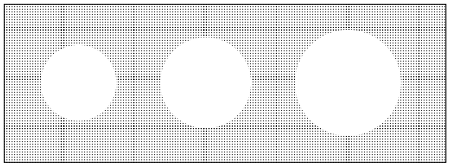

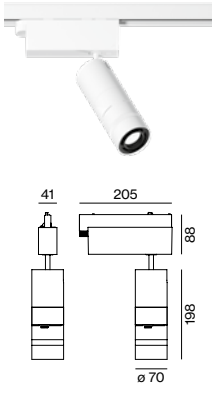

BO 70 gobo

355° 180° | CRI >90 | 220-240V

SYSTEM POWER	COLOUR TEMP.	LUM. INTENSITY	ORDER CODE
14 W	3000 K	-	on request
	4000 K	-	

LIGHT DISTRIBUTION

possible forms of illumination



Inspiration

BANG & OLUFSEN
Herning, Denmark

PRODUCT
CANYON 50 offset
BO 70 shutter track

ARCHITECT
Johannes Torpe Studio
Copenhagen, Denmark

LIGHTING DESIGN
SENSA by Thomas Skovby
Frederiksberg, Denmark





TIMO 80
free

xal.com/timo-80-free



Quickinfo

GENERAL

track light
IP 20

LED

COB LED module
up to 130 lm/W
3000 K, 4000 K
CRI ≥ 80, CRI ≥ 90
Binning initial ≤ 3 MacAdam

ESTIMATED LED LIFETIME

L80 / 50 000 h

OPTICAL

direct illumination
beam angle 19°, 28°, 37°
optical accessories

ELECTRICAL

non DIM, DIM DALI

PHYSICAL

aluminium
powder-coated
polycarbonate driver housing

Description

DE Stromschienenstrahler aus Aluminiumdruckguss; 355° dreh- und 90° ausschwenkbar; optimiert für Einbau in einem CANYON 50 Kanal, Adapter verschwindet im Kanal; Oberfläche weiß oder schwarz pulverbeschichtet; Konverter im Kunststoffadapter integriert; optische Aufsätze sind als Zubehör erhältlich; passive Kühlung der LEDs durch optimierte Kühlkörpergeometrie; mit COB (Chip on Board) Technologie für höchste Effizienz; keine Bildung von Mehrfachschatten; energieeffiziente LEDs mit sehr guter Farbwiedergabe; Binning initial ≤ 3 MacAdam; lieferbar in den Lichtfarben 3000 K und 4000 K; CRI ≥ 80 oder CRI ≥ 90; min. 80 % des Lichtstromes nach 50 000 h Lebensdauer hochwertiger Aluminiumreflektor mit sphärischer Facettenoptik; hochglänzend eloxiert; präzise Abstrahlcharakteristik mit drei verschiedenen Ausstrahlwinkeln; werkzeuglos einsetz- bzw. austauschbar; Schutzart IP 20; SK I; Adapter für werkzeugloses Einsetzen bzw. Verschieben in verschiedenen 3-phasen Stromschienen; optional DALI-dimmbar

EN Track light made of die-cast aluminium; 355° rotatable and 90° tiltable outward; optimised for installation in CANYON 50 channel, adapter disappears into channel; surface powder coated in white or black; Integrated converter in the plastic adapter; optical attachments available as accessories; passive cooling of LEDs with optimised heat sink geometry; COB (Chip on Board) technology for maximum efficiency; no multiple shadows; energy-efficient LEDs with very good colour rendering; binning initial ≤ 3 MacAdam; available in the light colours 3000 K and 4000 K; CRI ≥ 80 or CRI ≥ 90; min. 80 % of the luminous flux after 50 000 hours; high quality aluminium reflector with spherical facet finish; high gloss anodised; precise radiation characteristic with three different beam angles; installed and exchanged without tools; degree of protection IP 20; PC I; adapter for toolless insertion or movement on a variety of 3-phase power tracks; optional DALI dimmable

Features



optimised adaptor for CANYON 50

CANYON 50
offset
page 738

CANYON 50
surface / susp.
page 742





Standard configuration

COLOUR RENDERING INDEX +

CRI ≥ 80	3

COLOUR TEMPERATURE

3000 K	5

CONTROL

non DIM	1

MATERIAL COLOUR

white	7
black	8

7 | 8

BEAM ANGLE ▲

flood 37°	F

Extended configuration

COLOUR RENDERING INDEX +

CRI ≥ 90 (only 3000 K)	4

COLOUR TEMPERATURE

4000 K	6

CONTROL

DIM DALI	3

MATERIAL COLOUR

white/black adaptor housing	P

P

+5 % surcharges

BEAM ANGLE ▲

spot 19°	S
medium 28°	M



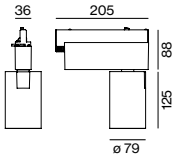

TIMO 80 free

355° 90° | DALI 1 ADDR. | 220-240V | CB

SYSTEM POWER	COLOUR TEMP.	LUMINOUS FLUX	ORDER CODE
19 W	3000 K	2390 lm	0 5 3 - 0 3 + 0
	4000 K	2470 lm	
29 W	3000 K	3310 lm	0 5 3 - 0 3 + 1
	4000 K	3420 lm	

luminous flux spot 19°

LIGHT DISTRIBUTION for 29 W, 3000 K

spot 19°

h (m)	E (lx)	ø (m)
1	15485	ø 0,34
2	3871	ø 0,68
3	1720	ø 1,02
4	967	ø 1,36
5	619	ø 1,70

medium 28°

h (m)	E (lx)	ø (m)
1	11068	ø 0,50
2	2767	ø 1,00
3	1229	ø 1,50
4	691	ø 2,00
5	442	ø 2,50

flood 37°

h (m)	E (lx)	ø (m)
1	7705	ø 0,66
2	1926	ø 1,32
3	856	ø 1,99
4	481	ø 2,65
5	308	ø 3,31

Optical accessories

LENSES AND HONEYCOMB LOUVER



TYPE	Ø·H (mm)	ORDER CODE
linear prismatic lens	72·3	0 0 6 - 9 2 2 0 7
honeycomb louver	72·3	0 0 6 - 9 3 1 0 2

Inspiration

Eggersmann Küchen
Hiddenhausen, Germany

PRODUCT
CANYON 50 offset
TIMO 80 free

ARCHITECT
BKS Architekten
Lübbecke, Germany







Inspiration

Puma Store
London, United Kingdom

ARCHITECT
Plajer & Franz Studio
Berlin, Germany

PRODUCT
TRACK 3-phase suspended
TIMO 80 free





Inspiration

My Duty Free Munich Airport
Munich, Germany

PRODUCT
CANYON 50 offset
TIMO 80 free

ARCHITECT
Gruschwitz
Munich, Germany




MyDutyFree
Special Offer
%


BOSS
Airport Exclusive

KIS

xal.com/kis



Quickinfo

GENERAL
track light
IP 20

LED
COB LED module
up to 68 lm/W
3000 K
CRI ≥ 90
Binning initial ≤ 3 MacAdam

ESTIMATED LED LIFETIME
L80 / 50 000 h

OPTICAL
direct illumination
beam angle 21°, 36°

ELECTRICAL
non DIM, DIM DALI

PHYSICAL
aluminium
powder-coated
polycarbonate driver housing

Description

DE Stromschienenstrahler aus Aluminiumdruckguss; 355° dreh- und 85° schwenkbar; Oberfläche weiß oder schwarz pulverbeschichtet; optimiert für Einbau in einem CANYON 50 Kanal, Adapter verschwindet im Kanal; Konverter im Kunststoffadapter integriert; passive Kühlung der LEDs durch optimierte Kühlkörpergeometrie; mit COB (Chip on Board) Technologie für höchste Effizienz; keine Bildung von Mehrfachschatten; energieeffiziente LEDs mit sehr guter Farbwiedergabe; Binning initial ≤ 3 MacAdam; lieferbar in der Lichtfarbe 3000 K; CRI ≥ 90; min. 80 % des Lichtstromes nach 50 000 h Lebensdauer hochwertige Einzellinse; präzise Abstrahlcharakteristik mit zwei verschiedenen Ausstrahlwinkeln; Schutzart IP 20; SK I; Adapter für werkzeugloses Einsetzen bzw. Verschieben in verschiedenen 3-phasen Stromschienen; optional DALI-dimmbar

EN Track light made of die-cast aluminium; 355° rotatable and 85° tiltable; surface powder coated in white or black; optimised for installation in CANYON 50 channel, adapter disappears into channel; Integrated converter in the plastic adapter; passive cooling of LEDs with optimised heat sink geometry; COB (Chip on Board) technology for maximum efficiency; no multiple shadows; energy-efficient LEDs with very good colour rendering; binning initial ≤ 3 MacAdam; available in the light colour 3000 K; CRI ≥ 90; min. 80 % of the luminous flux after 50 000 hours; high quality single lens; precise radiation characteristic with two different beam angles; degree of protection IP 20; PC I; adapter for toolless insertion or movement on a variety of 3-phase power tracks; optional DALI dimmable

CANYON 50
offset
page 738



CANYON 50
surface / susp.
page 742



Features



optimised adaptor for CANYON 50

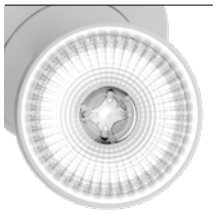

high quality lens

Standard configuration

COLOUR TEMPERATURE
3000 K

CONTROL
non DIM 3

MATERIAL COLOUR
white/black adaptor housing P

P

BEAM ANGLE
flood 36° F

Extended configuration

CONTROL
DIM DALI 2

MATERIAL COLOUR
black 8

8

+5 % surcharges

BEAM ANGLE
medium 21° M



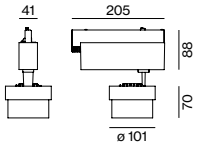

KIS

355°
85°
CRI >90
DALI 1ADDR.
220-240V

SYSTEM POWER	COLOUR TEMP.	LUMINOUS FLUX	ORDER CODE
12 W	3000 K	810 lm	049-17215
16 W	3000 K	1080 lm	049-17225

luminous flux medium 23°

LIGHT DISTRIBUTION for 16 W

medium 21°

h (m)	E (lx)	ø (m)
1	6221	ø 0,36
2	1555	ø 0,73
3	691	ø 1,09
4	388	ø 1,46
5	248	ø 1,82

flood 36°

h (m)	E (lx)	ø (m)
1	1484	ø 0,65
2	371	ø 1,30
3	164	ø 1,95
4	92	ø 2,60
5	59	ø 3,25

Inspiration

Public Building
Visualisation

PRODUCT
CANYON 50 offset
KIS





ARGO

xal.com/argo



Quickinfo

GENERAL

track light
IP 20

LED

COB LED module
up to 102 lm/W
3000 K, 4000 K
CRI ≥ 90
Binning initial ≤ 3 MacAdam

ESTIMATED LED LIFETIME

L80 / 50 000 h

OPTICAL

direct illumination
beam angle 14°, 25°, 41°
optical accessories

ELECTRICAL

non DIM, DIM DALI

PHYSICAL

aluminium
powder-coated
polycarbonate driver housing

Description

DE Stromschienenstrahler aus Aluminiumdruckguss; 365° dreh- und 90° schwenkbar; Oberfläche weiß oder schwarz pulverbeschichtet; optimiert für Einbau in einem CANYON 50 Kanal, Adapter verschwindet im Kanal; Konverter im Kunststoffadapter integriert; optische Aufsätze sind als Zubehör erhältlich; passive Kühlung der LEDs durch optimierte Kühlkörpergeometrie; mit COB (Chip on Board) Technologie für höchste Effizienz; keine Bildung von Mehrfachschatten; energieeffiziente LEDs mit sehr guter Farbwiedergabe; Binning initial ≤ 3 MacAdam; lieferbar in den Lichtfarben 3000 K und 4000 K; CRI ≥ 90; min. 80 % des Lichtstromes nach 50 000 h Lebensdauer hochwertige Einzellinse; präzise Abstrahlcharakteristik mit drei verschiedenen Ausstrahlwinkeln; werkzeuglos einsetz- bzw. austauschbar; Schutzart IP 20; SK I; Adapter für werkzeugloses Einsetzen bzw. Verschieben in verschiedenen 3-phasen Stromschienen; optional DALI-dimmbar

EN Track light made of die-cast aluminium; 365° rotatable and 90° tiltable; surface powder coated in white or black; optimised for installation in CANYON 50 channel, adapter disappears into channel; Integrated converter in the plastic adapter; optical attachments available as accessories; passive cooling of LEDs with optimised heat sink geometry; COB (Chip on Board) technology for maximum efficiency; no multiple shadows; energy-efficient LEDs with very good colour rendering; binning initial ≤ 3 MacAdam; available in the light colours 3000 K and 4000 K; CRI ≥ 90; min. 80 % of the luminous flux after 50 000 hours; high quality single lens; precise radiation characteristic with three different beam angles; installed and exchanged without tools; degree of protection IP 20; PC I; adapter for toolless insertion or movement on a variety of 3-phase power tracks; optional DALI dimmable

Features



optimised adaptor for CANYON 50

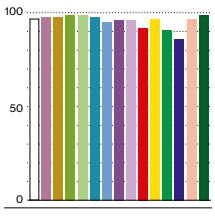

CRI ≥ 90 (R9 > 90)

CANYON 50
offset
page 738



CANYON 50
surface / susp.
page 742



Standard configuration

COLOUR TEMPERATURE

3000 K	5

CONTROL

non DIM	1

MATERIAL COLOUR

white	7

7

BEAM ANGLE

medium 25°	M

Extended configuration

COLOUR TEMPERATURE

4000 K	6

CONTROL

DIM DALI	3

MATERIAL COLOUR

black	8
white/black adaptor housing	P

8 P

+5 % surcharges

BEAM ANGLE

spot 14°	S
flood 41°	F

Options on request

SPECIAL COLOUR

vogue	CRI ≥ 90
gallery	CRI 98
gourmet	CRI ≥ 80
fresh meat & fish	CRI ≥ 80
pastry	CRI ≥ 80
brilliant white	CRI ≥ 90

REFLECTOR

wide flood 58°



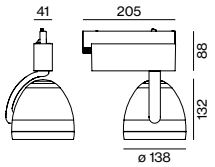

ARGO

365° 90° | CRI >90 | DALI 1ADDR. | 220-240V

SYSTEM POWER	COLOUR TEMP.	LUMINOUS FLUX	ORDER CODE
28 W	3000 K	2670 lm	053-8130
	4000 K	2860 lm	
44 W	3000 K	3590 lm	053-8131
	4000 K	3850 lm	

luminous flux medium 25°

LIGHT DISTRIBUTION for 44 W, 3000 K

spot 14°

h (m)	E (lx)	ø (m)
1	32065	ø0,24
2	8016	ø0,49
3	3562	ø0,73
4	2004	ø0,97
5	1282	ø1,21

medium 25°

h (m)	E (lx)	ø (m)
1	14573	ø0,44
2	3643	ø0,87
3	1619	ø1,31
4	910	ø1,75
5	582	ø2,18

flood 41°

h (m)	E (lx)	ø (m)
1	6431	ø0,74
2	1607	ø1,48
3	714	ø2,22
4	401	ø2,96
5	257	ø3,70

Optical accessories

LENSES AND HONEYCOMB LOUVER



TYPE	Ø·H (mm)	ORDER CODE
sculpture lens	105/3	006-92237
flood lens clear	105/3	006-92238
honeycomb louver	105/3	006-93132

ANTI-GLARE ADAPTOR



TYPE	Ø·H (mm)	ORDER CODE
white 65°	106/65	005-07107
black 65°	106/65	005-07108
white	106/65	005-07117
black	106/65	005-07118

Inspiration

Kastner & Öhler
Ried im Innkreis, Austria

PRODUCT
TRACK 3-phase suspended
ARGO

ARCHITECT
BLOCHER BLOCHER Partners
Stuttgart, Germany

LIGHTING DESIGN
VEDDER.LICHTMANAGEMENT
Munich, Germany




SCOTCH&SODA



PABLO
basic / focus

xal.com/pablo



Quickinfo

GENERAL
track light
IP 20

LED
COB LED module
up to 91 lm/W
3000 K, 4000 K
CRI ≥ 90
Binning initial ≤ 2 MacAdam

ESTIMATED LED LIFETIME
L80 / 50 000 h

OPTICAL BASIC
direct illumination
beam angle 6, 12, 24, 39, 58°, asym.
beam angle (focus) 17 – 47°

ELECTRICAL
non DIM, DIM DALI

PHYSICAL
aluminium
powder-coated

Description

DE Stromschienenstrahler aus Aluminiumdruckguss; Oberfläche weiß oder schwarz pulverbeschichtet; 342° dreh- und 310° schwenkbar; Konverter im Strahlergehäuse aus Aluminium verbaut; mit COB (Chip on Board) Technologie für höchste Effizienz; keine Bildung von Mehrfachschatten; energieeffiziente LEDs mit sehr guter Farbwiedergabe; Binning initial ≤ 2 MacAdam; lieferbar in den Lichtfarben 3000 K und 4000 K; CRI ≥ 90; min. 80 % des Lichtstromes nach 50 000 h Lebensdauer PABLO basic: hochwertiger Aluminiumreflektor mit sphärischer Facettenoptik; hochglänzend eloxiert; präzise Abstrahlcharakteristik mit fünf verschiedenen Ausstrahlwinkeln oder einer asymmetrischen Lichtverteilung; werkzeuglos einsetz- bzw. austauschbar; PABLO focus: inkl. hochwertiger plan-konvexer Glaslinse; exakte Objekt-Fokussierung durch justierbare Linse; Ausstrahlwinkel von 17-47° einstellbar; Fokussierung mittels gummiertem Verstellring am Strahlerkopf; Schutzart IP 20; SK I; Adapter für werkzeugloses Einsetzen bzw. Verschieben in verschiedenen 3-phasen Stromschienen; optional DALI-dimmbar

EN Track light made of die-cast aluminium; surface powder coated in white or black; 342° rotatable and 310° tiltable; Converter installed in aluminium spotlight housing; COB (Chip on Board) technology for maximum efficiency; no multiple shadows; energy-efficient LEDs with very good colour rendering; binning initial ≤ 2 MacAdam; available in the light colours 3000 K and 4000 K; CRI ≥ 90; min. 80 % of the luminous flux after 50 000 hours; PABLO basic: high quality aluminium reflector with spherical facet finish; high-gloss anodised; precise light distribution with five different beam angles or asymmetrical light distribution; installed and exchanged without tools; PABLO focus: incl. high quality plano-convex glass lens; precise object focusing through adjustable lens; adjustable beam angle of 17-47°; focusing by means of rubberised adjusting ring on the spotlight head; degree of protection IP 20; PC I; adapter for toolless insertion or movement on a variety of 3-phase power tracks; optional DALI dimmable

Features



adjustable beam angle 17 – 47° (PABLO focus)



asymmetric illumination

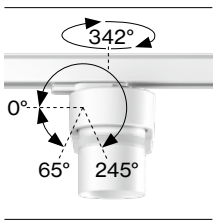

342° rotatable and 245° / 65° tiltable

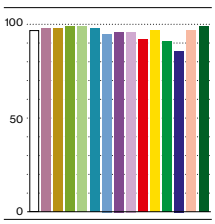

CRI ≥ 90 (R9 > 90)
≤ 2 step MacAdam

TRACK
page 746



Standard configuration

COLOUR TEMPERATURE
3000 K — 5

CONTROL
non DIM — 1

MATERIAL COLOUR
white — 7

7

REFLECTOR
flood 39° — F

Extended configuration

COLOUR TEMPERATURE
4000 K — 6

CONTROL
DIM DALI — 3

MATERIAL COLOUR
black — 8

8

+5 % surcharges

REFLECTOR

super spot 6° (only for 11 W)	V
spot 12°	S
medium 24°	M
wide flood 58°	W
wallwasher	A

Options on request

REFLECTOR
oval flood

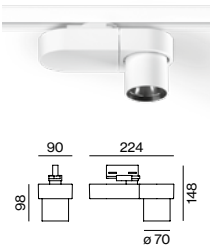

PABLO basic

310° 180° | CRI >90 | 2 SDCM on BBL | DALI 1 ADDR. | 220-240 V

SYSTEM POWER	COLOUR TEMP.	LUMINOUS FLUX	ORDER CODE
11 W	3000 K	610 lm	0 8 0 - 5 1 1 0 V
	4000 K	660 lm	
14 W	3000 K	1190 lm	0 8 0 - 5 1 1 0 ▲
	4000 K	1270 lm	
26 W	3000 K	1950 lm	0 8 0 - 5 1 1 1 ▲
	4000 K	2080 lm	

luminous flux spot 12°

LIGHT DISTRIBUTION for 26 W, 3000 K

super spot 6°

h (m)	E (lx)	ø (m)
1	42903	ø0,10
2	10725	ø0,21
3	4767	ø0,31
4	2681	ø0,41
5	1716	ø0,51

spot 12°

h (m)	E (lx)	ø (m)
1	23958	ø0,20
2	5989	ø0,40
3	2662	ø0,60
4	1497	ø0,81
5	958	ø1,01

medium 24°

h (m)	E (lx)	ø (m)
1	7827	ø0,42
2	1956	ø0,84
3	869	ø1,27
4	489	ø1,69
5	313	ø2,11

flood 39°

h (m)	E (lx)	ø (m)
1	3627	ø0,70
2	906	ø1,41
3	403	ø2,11
4	226	ø2,82
5	145	ø3,52

wide flood 58°

h (m)	E (lx)	ø (m)
1	2223	ø1,12
2	555	ø2,24
3	247	ø3,35
4	138	ø4,47
5	88	ø5,59

wallwasher

h (m)	E (lx)	ø (m)
1	1163	ø1,18
2	290	ø2,36
3	129	ø3,54
4	72	ø4,72
5	46	ø5,90

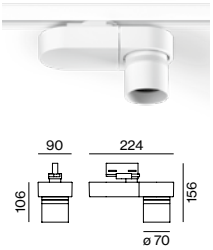

PABLO focus

310° 180° | CRI >90 | 2 SDCM on BBL | DALI 1 ADDR. | 220-240 V

SYSTEM POWER	COLOUR TEMP.	LUMINOUS FLUX	ORDER CODE
14 W	3000 K	870 lm	0 8 0 - 5 2 1 0
	4000 K	930 lm	
23 W	3000 K	1260 lm	0 8 0 - 5 2 1 1
	4000 K	1360 lm	

LIGHT DISTRIBUTION for 23 W, 3000 K

min. angle 17°

h (m)	E (lx)	ø (m)
1	5316	ø0,30
2	1329	ø0,60
3	590	ø0,89
4	332	ø1,19
5	212	ø1,49

max. angle 47°

h (m)	E (lx)	ø (m)
1	2187	ø0,87
2	546	ø1,74
3	243	ø2,60
4	136	ø3,47
5	87	ø4,34

Inspiration

Private Gallery
Graz, Austria

PRODUCT
TRACK 3-phase surface
PABLO focus







PABLO
shutter/ iris/gobo

xal.com/pablo



Quickinfo

GENERAL
track light
IP 20

LED
COB LED module
up to 1463 cd
3000 K, 4000 K
CRI ≥ 90
Binning initial ≤ 2 MacAdam

ESTIMATED LED LIFETIME
L80 / 50 000 h

OPTICAL
direct illumination
form illumination

ELECTRICAL
non DIM, DIM DALI

PHYSICAL
aluminium
powder-coated

Description

DE Stromschienenstrahler aus Aluminiumdruckguss; Oberfläche weiß oder schwarz pulverbeschichtet; 342° dreh- und 310° schwenkbar; Konverter im Strahlergehäuse aus Aluminium verbaut; mit COB (Chip on Board) Technologie für höchste Effizienz; keine Bildung von Mehrfachschatten; energieeffiziente LEDs mit sehr guter Farbwiedergabe; Binning initial ≤ 2 MacAdam; lieferbar in den Lichtfarben 3000 K und 4000 K; CRI ≥ 90; min. 80 % des Lichtstromes nach 50 000 h Lebensdauer Konturstrahler für exakte rechteckige oder runde Formgebung; einfache Einstellung durch 4 Abschattelemente oder durch irisförmige Abschatter aus Edelstahl; inkl. hochwertiger bikonvexer Glaslinse; scharfe Objekt-Fokussierung durch justierbare Linse; Fokussierung mittels gummiertem Verstellring am Strahlerkopf; Schutzart IP 20; SK I; Adapter für werkzeugloses Einsetzen bzw. Verschieben in verschiedenen 3-phasen Stromschienen; optional DALI-dimmbar

EN Track light made of die-cast aluminium; surface powder coated in white or black; 342° rotatable and 310° tiltable; Converter installed in aluminium spotlight housing; COB (Chip on Board) technology for maximum efficiency; no multiple shadows; energy-efficient LEDs with very good colour rendering; binning initial ≤ 2 MacAdam; available in the light colours 3000 K and 4000 K; CRI ≥ 90; min. 80 % of the luminous flux after 50 000 hours; contour spotlight for precise rectangular or round shape; easy adjustment by 4 shading elements or by iris-shaped shade made of stainless steel; incl. high quality bi-convex glass lens; sharp object focusing through adjustable lens; focus using rubber adjustment ring on spotlight head; degree of protection IP 20; PC I; adapter for toolless insertion or movement on a variety of 3-phase power tracks; optional DALI dimmable

Features



shutter element (PABLO shutter)



adjustable lens

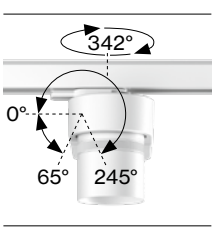

342° rotatable and 245° / 65° tiltable

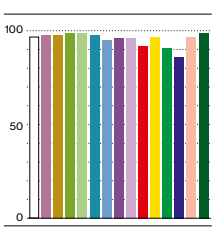

CRI ≥ 90 (R9 > 90) ≤ 2 step MacAdam

TRACK
page 746



Standard configuration

COLOUR TEMPERATURE
3000 K 5

CONTROL
non DIM 1

MATERIAL COLOUR
white 7

7

Extended configuration

COLOUR TEMPERATURE
4000 K 6

CONTROL
DIM DALI 3

MATERIAL COLOUR
black 8

8

+5 % surcharges

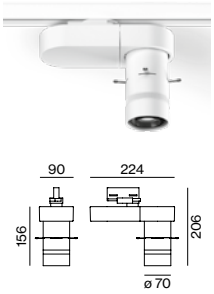

PABLO shutter

310° 180° | CRI >90 | 2 SDCM on BBL | DALI 1 ADDR. | 220-240V

SYSTEM POWER	COLOUR TEMP.	LUM. INTENSITY	ORDER CODE
14 W	3000 K	946 cd	0 8 0 - 5 3 1 0
	4000 K	1015 cd	
23 W	3000 K	1375 cd	0 8 0 - 5 3 1 1
	4000 K	1476 cd	

illuminance (lux) = luminous intensity (cd) / distance (m)²

LIGHT DISTRIBUTION for 23 W, 3000 K

adjustable

h (m)	E (lx)	ø (m)
1	1196	ø 0,56
2	299	ø 1,12
3	132	ø 1,68
4	74	ø 2,24
5	47	ø 2,79

possible forms of illumination



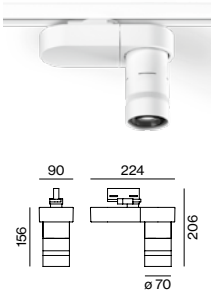

PABLO iris

310° 180° | CRI >90 | 2 SDCM on BBL | DALI 1 ADDR. | 220-240V

SYSTEM POWER	COLOUR TEMP.	LUM. INTENSITY	ORDER CODE
14 W	3000 K	969 cd	0 8 0 - 5 4 1 0
	4000 K	1040 cd	
23 W	3000 K	1409 cd	0 8 0 - 5 4 1 1
	4000 K	1512 cd	

illuminance (lux) = luminous intensity (cd) / distance (m)²

LIGHT DISTRIBUTION for 23 W, 3000 K

adjustable

h (m)	E (lx)	ø (m)
1	1363	ø 0,57
2	340	ø 1,132
3	151	ø 1,70
4	85	ø 2,26
5	54	ø 2,83

possible forms of illumination

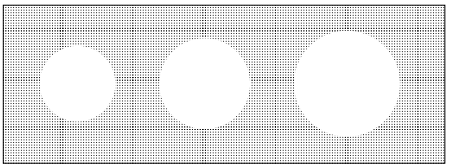

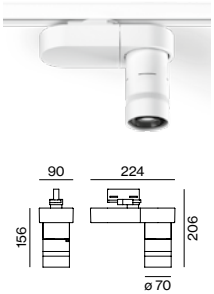

PABLO gobo

310° 180° | 2 SDCM on BBL | CRI >90 | 220-240V

SYSTEM POWER	COLOUR TEMP.	LUM. INTENSITY	ORDER CODE
14 W	3000 K	-	on request
	4000 K	-	

LIGHT DISTRIBUTION

possible forms of illumination



Illumination size

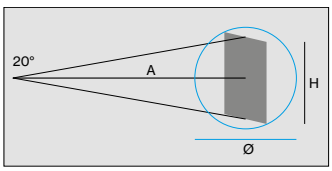

A (mm)	H (mm)	ø (mm)
1000	396	560
2000	792	1120
3000	1188	1680

Inspiration

Gallery Ursula Stross
Graz, Austria

PRODUCT
TRACK 3-phase suspended
PABLO iris
PABLO shutter





VARO

xal.com/varo



Quickinfo

GENERAL

track light
IP 20
mounting accessories

LED

COB LED module
up to 100 lm/W
3000 K, 4000 K
CRI ≥ 90
Binning initial ≤ 3 MacAdam

ESTIMATED LED LIFETIME

L80 / 50 000 h

OPTICAL

direct illumination
beam angle 14°, 23°, 39°
optical accessories

ELECTRICAL

non DIM

PHYSICAL

aluminium
powder-coated

Description

DE Stromschienenstrahler aus Aluminiumdruckguss in 2 verschiedenen Größen; Oberfläche weiß, grau oder schwarz pulverbeschichtet; 355° dreh- und 90° schwenkbar; Konverter im Strahlergehäuse aus Aluminium verbaut; mit COB (Chip on Board) Technologie für höchste Effizienz; keine Bildung von Mehrfachschatten; energieeffiziente LEDs mit sehr guter Farbwiedergabe; Powerswitch (2 verschiedene Leistungsstufen) bei VARO 110 am Strahler einstellbar; Binning initial ≤ 3 MacAdam; lieferbar in den Lichtfarben 3000 K und 4000 K; CRI ≥ 90; min. 80 % des Lichtstromes nach 50 000 h Lebensdauer hochwertiger Reflektor mit sphärischer Facettenoptik; präzise Abstrahlcharakteristik mit drei verschiedenen Ausstrahlwinkeln; werkzeuglos einsetz- bzw. austauschbar; Schutzart IP 20; SK I; Adapter für werkzeugloses Einsetzen bzw. Verschieben in verschiedenen 3-phasen Stromschienen

EN Track light in die-cast aluminium, available in 2 different sizes; surface powder coated in white, grey or black; 355° rotatable and 90° tiltable; Converter installed in aluminium spotlight housing; COB (Chip on Board) technology for maximum efficiency; no multiple shadows; energy-efficient LEDs with very good colour rendering; powerswitch for VARO 110 (2 different power levels), adjustable on the spotlight; binning initial ≤ 3 MacAdam; available in the light colours 3000 K and 4000 K; CRI ≥ 90; min. 80 % of the luminous flux after 50 000 hours; high quality reflector with spherical facet finish; precise radiation characteristic with three different beam angles; installed and exchanged without tools; degree of protection IP 20; PC I; adapter for toolless insertion or movement on a variety of 3-phase power tracks

Features



power switch (only for VARO)

TRACK

page 746



Standard configuration

COLOUR TEMPERATURE

3000 K	5

CONTROL

non DIM

MATERIAL COLOUR

white	7

7

BEAM ANGLE

flood 39°	F

Extended configuration

COLOUR TEMPERATURE

4000 K	6

MATERIAL COLOUR

grey	6
black	8

6 8

+5 % surcharges

BEAM ANGLE

spot 14°	S
medium 23°	M

Options on request

SPECIAL COLOUR

vogue	CRI ≥ 90
gallery	CRI 98
gourmet	CRI ≥ 80
fresh meat & fish	CRI ≥ 80
pastry	CRI ≥ 80
brilliant white	CRI ≥ 90

REFLECTOR

wide flood 67°



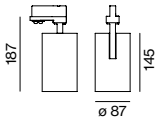

VARO 80

355° 90° | CRI >90 | 220-240V

SYSTEM POWER	COLOUR TEMP.	LUMINOUS FLUX	ORDER CODE
29 W	3000 K	2540 lm	0 8 0 - 6 2 1 0 :: 1 ◪ ▲
	4000 K	2730 lm	

luminous flux medium 23° / available from Q3/18

LIGHT DISTRIBUTION for 29 W, 3000 K

spot 19°

h (m)	E (lx)	ø (m)
1	11866	ø 0,34
2	2966	ø 0,68
3	1318	ø 1,02
4	741	ø 1,36
5	474	ø 1,70

medium 28°

h (m)	E (lx)	ø (m)
1	8471	ø 0,50
2	2117	ø 1,00
3	941	ø 1,50
4	529	ø 2,00
5	338	ø 2,50

flood 37°

h (m)	E (lx)	ø (m)
1	5906	ø 0,66
2	1476	ø 1,32
3	656	ø 1,99
4	369	ø 2,65
5	236	ø 3,31



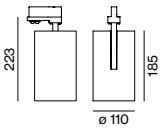

VARO 110

355° 90° | CRI >90 | 220-240V

SYSTEM POWER	COLOUR TEMP.	LUMINOUS FLUX	ORDER CODE
33 / 44 W	3000 K	3020 / 3590 lm	0 8 0 - 6 1 1 0 :: 1 ◪ ▲
	4000 K	3260 / 3870 lm	

luminous flux medium 23°

LIGHT DISTRIBUTION for 44 W, 3000 K

spot 14°

h (m)	E (lx)	ø (m)
1	24643	ø 0,25
2	6160	ø 0,50
3	2738	ø 0,75
4	1540	ø 1,00
5	985	ø 1,25

medium 23°

h (m)	E (lx)	ø (m)
1	13272	ø 0,41
2	3318	ø 0,82
3	1474	ø 1,24
4	829	ø 1,65
5	530	ø 2,06

flood 39°

h (m)	E (lx)	ø (m)
1	6798	ø 0,72
2	1699	ø 1,43
3	755	ø 2,15
4	424	ø 2,87
5	271	ø 3,58

Optical accessories

LENSES AND HONEYCOMB LOUVER

TYPE	Ø·H (mm)	ORDER CODE
honeycomb louver	95/3	0 0 6 - 9 3 1 3 0

Inspiration

Vendrella Store
Munich, Germany

ARCHITECT
Gruschwitz
Munich, Germany

PRODUCT
TRACK 3-phase suspended
VARO







STUDIO

xal.com/studio



Quickinfo

GENERAL

track light
IP 20
mounting accessories

LED

COB LED module
up to 104 lm/W
3000 K, 4000 K
CRI ≥ 90
Binning initial ≤ 3 MacAdam

ESTIMATED LED LIFETIME

L80 / 50 000 h

OPTICAL

direct illumination
beam angle 14°, 25°, 41°
optical accessories

ELECTRICAL

non DIM, DIM DALI

PHYSICAL

aluminium
powder-coated

Description

DE Stromschienenstrahler aus Aluminiumdruckguss; Konverter im Strahlergehäuse aus Aluminium verbaut; Strahler 355° drehbar; Strahlerkopf 85° schwenkbar; Oberfläche weiß, grau oder schwarz pulverbeschichtet; optische Aufsätze sind als Zubehör erhältlich; passive Kühlung der LEDs durch optimierte Kühlkörpergeometrie; mit COB (Chip on Board) Technologie für höchste Effizienz; keine Bildung von Mehrfachschatten; energieeffiziente LEDs mit sehr guter Farbwiedergabe; Binning initial ≤ 3 MacAdam; lieferbar in den Lichtfarben 3000 K und 4000 K; CRI ≥ 90; min. 80 % des Lichtstromes nach 50 000 h Lebensdauer hochwertiger Aluminiumreflektor mit sphärischer Facettenoptik; hochglänzend eloxiert; präzise Abstrahlcharakteristik mit drei verschiedenen Ausstrahlwinkeln; werkzeuglos einsetz- bzw. austauschbar; Schutzart IP 20; SK I; Adapter für werkzeugloses Einsetzen bzw. Verschieben in verschiedenen 3-phasen Stromschienen; optional DALI-dimmbar

EN Track light made of die-cast aluminium; Converter installed in aluminium spotlight housing; spotlight rotatable 355°; spotlight head tiltable 85° ; surface powder coated in white, grey or black; optical attachments available as accessories; passive cooling of LEDs with optimised heat sink geometry; COB (Chip on Board) technology for maximum efficiency; no multiple shadows; energy-efficient LEDs with very good colour rendering; binning initial ≤ 3 MacAdam; available in the light colours 3000 K and 4000 K; CRI ≥ 90; min. 80 % of the luminous flux after 50 000 hours; high quality aluminium reflector with spherical facet finish; high gloss anodised; precise radiation characteristic with three different beam angles; installed and exchanged without tools; degree of protection IP 20; PC I; adapter for toolless insertion or movement on a variety of 3-phase power tracks; optional DALI dimmable

TRACK

page 746



Standard configuration

COLOUR TEMPERATURE

3000 K	5

CONTROL

non DIM	1

MATERIAL COLOUR

white	7

7

BEAM ANGLE

flood 41°	F

Extended configuration

COLOUR TEMPERATURE

4000 K	6

CONTROL

DIM DALI	3

MATERIAL COLOUR

grey	6
black	8

6 8

+5 % surcharges

BEAM ANGLE

spot 14°	S
medium 25°	M

Options on request

SPECIAL COLOUR

vogue	CRI ≥ 90
gallery	CRI 98
gourmet	CRI ≥ 80
fresh meat & fish	CRI ≥ 80
pastry	CRI ≥ 80
brilliant white	CRI ≥ 90

REFLECTOR

wide flood 58°



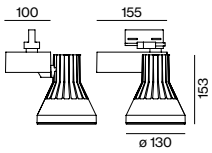

STUDIO

355° 85° | CRI >90 | DALI 1 ADDR. | 220-240V

SYSTEM POWER	COLOUR TEMP.	LUMINOUS FLUX	ORDER CODE
29 W	3000 K	2670 lm	053-7921
	4000 K	2860 lm	
44 W	3000 K	3590 lm	053-7922
	4000 K	3850 lm	
52 W	3000 K	4270 lm	053-7923
	4000 K	4580 lm	

luminous flux medium 25°

LIGHT DISTRIBUTION for 52 W, 3000 K

spot 14°

h (m)	E (lx)	ø (m)
1	38175	ø0,24
2	9543	ø0,49
3	4241	ø0,73
4	2385	ø0,97
5	1527	ø1,21

medium 25°

h (m)	E (lx)	ø (m)
1	17350	ø0,44
2	4337	ø0,87
3	1927	ø1,31
4	1084	ø1,75
5	694	ø2,18

flood 41°

h (m)	E (lx)	ø (m)
1	7656	ø0,74
2	1914	ø1,48
3	850	ø2,22
4	478	ø2,96
5	306	ø3,70

Optical accessories

LENSES AND HONEYCOMB LOUVER



TYPE	Ø·H (mm)	ORDER CODE
sculpture lens	105/3	006-92237
flood lens clear	105/3	006-92238
honeycomb louver	105/4	006-93132

Mounting accessories

SURFACE HOUSING / POINT OUTLET



COLOUR	ORDER CODE
grey	386-072286
white	386-072287
black	386-072288

not use with DIM DALI (on request)

RECESSED HOUSING / POINT OUTLET

ceiling thickness: 0-30 mm

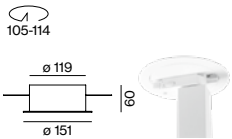

COLOUR	ORDER CODE
grey	386-072276
white	386-072277
black	386-072278

not use with DIM DALI (on request)

Inspiration

Humanic Store
Munich, Germany

PRODUCT
TRACK 3-phase surface
STUDIO

ARCHITECT
Design und Bauabteilung
Leder & Schuh AG
Mag. Hans Michael Heger
Graz, Austria




HUMANIC
HUMANIC
HUGO


HUMANIC

STRAIGHT

xal.com/straight



Quickinfo

GENERAL

track light
IP 20
mounting accessories

LED

COB LED module
up to 86 lm/W
3000 K
CRI ≥ 80
Binning initial ≤ 3 MacAdam

ESTIMATED LED LIFETIME

L80 / 50 000 h

OPTICAL

direct illumination
beam angle 23°, 36°

ELECTRICAL

non DIM

PHYSICAL

aluminium
powder-coated

Description

DE Stromschienenstrahler aus Aluminium; Strahler 355° drehbar; Strahlerkopf 85° schwenkbar; Oberfläche weiß oder schwarz pulverbeschichtet; Konverter im Strahlergehäuse aus Aluminium verbaut; passive Kühlung der LEDs durch optimierte Kühlkörpergeometrie; mit COB (Chip on Board) Technologie für höchste Effizienz; keine Bildung von Mehrfachschatten; energieeffiziente LEDs mit sehr guter Farbwiedergabe; Binning initial ≤ 3 MacAdam; lieferbar in der Lichtfarbe 3000 K; CRI ≥ 80; min. 80 % des Lichtstromes nach 50 000 h Lebensdauer hochwertige Einzellinse; präzise Abstrahlcharakteristik mit zwei verschiedenen Ausstrahlwinkeln; Schutzart IP 20; SK I; Adapter für werkzeugloses Einsetzen bzw. Verschieben in verschiedenen 3-phasen Stromschienen

EN Track spotlight in aluminium; spotlight rotatable 355°; spotlight head tiltable 85° ; surface powder coated in white or black; Converter installed in aluminium spotlight housing; passive cooling of LEDs with optimised heat sink geometry; COB (Chip on Board) technology for maximum efficiency; no multiple shadows; energy-efficient LEDs with very good colour rendering; binning initial ≤ 3 MacAdam; available in the light colour 3000 K; CRI ≥ 80; min. 80 % of the luminous flux after 50 000 hours; high quality single lens; precise radiation characteristic with two different beam angles; degree of protection IP 20; PC I; adapter for toolless insertion or movement on a variety of 3-phase power tracks

TRACK

page 746



Standard configuration

COLOUR TEMPERATURE
3000 K

CONTROL
non DIM

MATERIAL COLOUR
white 7

7

BEAM ANGLE
flood 36° F

Extended configuration

MATERIAL COLOUR
black 8

8

+5 % surcharges

BEAM ANGLE
medium 23° M

Options on request

COLOUR RENDERING INDEX
CRI ≥ 90

COLOUR TEMPERATURE
2700 K

CONTROL
phase-cut DIM



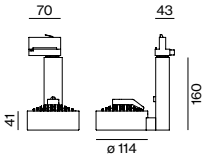

STRAIGHT







SYSTEM POWER	COLOUR TEMP.	LUMINOUS FLUX	ORDER CODE
12 W	3000 K	1020 lm	080-26566
16 W	3000 K	1370 lm	080-27566

luminous flux medium 23°

LIGHT DISTRIBUTION for 16 W

medium 23°

h (m)	E (lx)	ø (m)
1	5369	ø 0,40
2	1342	ø 0,81
3	596	ø 1,21
4	335	ø 1,62
5	214	ø 2,02

flood 36°

h (m)	E (lx)	ø (m)
1	2484	ø 0,65
2	621	ø 1,30
3	276	ø 1,95
4	155	ø 2,60
5	99	ø 3,25

Optical accessories

LENSES AND HONEYCOMB LOUVER



TYPE	Ø·H (mm)	ORDER CODE
sculpture lens	105·3	006-92237
flood lens clear	105·3	006-92238
honeycomb louver	105·3	006-93132

Mounting accessories

SURFACE HOUSING / POINT OUTLET



COLOUR	ORDER CODE
white	386-072287
black	386-072288

RECESSED HOUSING / POINT OUTLET
ceiling thickness: 0-30 mm

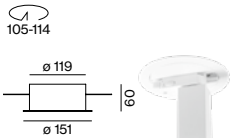

COLOUR	ORDER CODE
white	386-072277
black	386-072278

Inspiration

Zaha Hadid
Munich, Germany

ARCHITECT
Zaha Hadid Architects
London, United Kingdom

LIGHTING DESIGN
Nelson licht design
Hamburg, Germany

PRODUCT
TRACK 3-phase suspended
STRAIGHT





STRAIGHT
wallwasher

xal.com/straight



Quickinfo

GENERAL

track light
IP 20
mounting accessories

LED

Mid-power LED
up to 73 lm/W
3000 K
CRI ≥ 80
Binning initial ≤ 3 MacAdam

ESTIMATED LED LIFETIME

L80 / 50 000 h

OPTICAL

asymmetric light distribution

ELECTRICAL

non DIM, DIM DALI

PHYSICAL

aluminium
powder-coated
adapter plastic

Description

DE Wandfluter aus Aluminium für Stromschienenmontage; 355° drehbar; Oberfläche weiß oder schwarz pulverbeschichtet; passive Kühlung der LEDs durch optimierte Kühlkörpergeometrie; energieeffiziente LEDs mit sehr guter Farbwiedergabe; Binning initial ≤ 3 MacAdam; lieferbar in der Lichtfarbe 3000 K; CRI ≥ 80; min. 80 % des Lichtstromes nach 50 000 h Lebensdauer mit speziell berechnetem, asymmetrischem Reflektor für homogene vertikale Beleuchtungsstärken; Reflektor aus matt eloxiertem Reinaluminium; Schutzart IP 20; SK I; Adapter für werkzeugloses Einsetzen bzw. Verschieben in verschiedenen 3-phasen Stromschienen; optional DALI-dimmbar

EN Wallwasher in aluminium for power track mounting; 355° rotatable; surface powder coated in white or black; passive cooling of LEDs with optimised heat sink geometry; energy-efficient LEDs with very good colour rendering; binning initial ≤ 3 MacAdam; available in the light colour 3000 K; CRI ≥ 80; min. 80 % of the luminous flux after 50 000 hours; with specially computed, asymmetrical reflector for homogeneous lighting intensity; reflector in matt anodised pure aluminium; degree of protection IP 20; PC I; adapter for toolless insertion or movement on a variety of 3-phase power tracks; optional DALI dimmablenon-dimmable or DALI dimmable

Features



pure aluminium reflector

TRACK

page 746



Standard configuration

COLOUR TEMPERATURE
3000 K

CONTROL
non DIM 1

MATERIAL COLOUR
white 7

7

Extended configuration

CONTROL
DIM DALI 3

MATERIAL COLOUR
black 8

8

+5 % surcharges

Options on request

COLOUR RENDERING INDEX
CRI ≥ 90

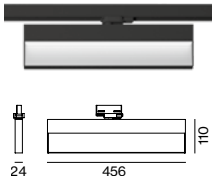

STRAIGHT wallwasher



SYSTEM POWER	COLOUR TEMP.	LUMINOUS FLUX	ORDER CODE
22 W	3000 K	1590 lm	0 8 0 - 4 0 5 A

LIGHT DISTRIBUTION
wallwasher

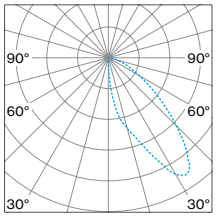

direct

Technical data

STRAIGHT wallwasher, 22 W, 3000 K

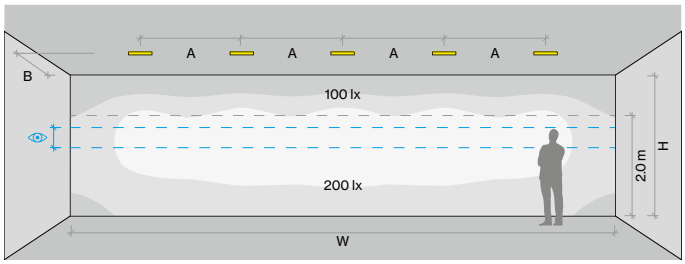

ROOM VALUES		CALCULATION SURFACE	
Wall dimensions	H = 2.8 m | W = 10.8 m	Surface dimensions	10.8 × 2.8 m
Distance to wall	B = 1.3 m	Surface height	0 – 2.8 m
Distance between spotlights	A = 2.0 m		
Reflection factor	0.7 | 0.5 | 0.2	Eye level	1.35 m – 1.75 m
Maintenance factor	0.8		

Mounting accessories

SURFACE HOUSING / POINT OUTLET



COLOUR	ORDER CODE
white	3 8 6 - 0 7 2 2 8 7
black	3 8 6 - 0 7 2 2 8 8

RECESSED HOUSING / POINT OUTLET
ceiling thickness: 0-30 mm

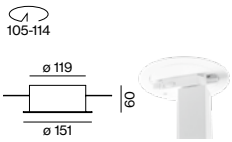

COLOUR	ORDER CODE
white	3 8 6 - 0 7 2 2 7 7
black	3 8 6 - 0 7 2 2 7 8

Accessories

LINEAR ALIGMENT TOOL

TYPE	ORDER CODE
linear aligment tool	on request

tool for linear alignment to the power-track

Inspiration

Gallery Ursula Stross
Graz, Austria

PRODUCT
TRACK 3-phase suspended
STRAIGHT wallwasher
PABLO focus









SQUADRO
wallwasher

xal.com/squadro



Quickinfo

GENERAL

tracklight
IP 20, IP 40
quick installation

LED

COB LED module
up to 14240 lm
up to 119 lm/W
3000 K, 4000 K
CRI ≥ 80
Binning initial ≤ 3 MacAdam

ESTIMATED LED LIFETIME

L80 / 50 000 h

OPTICAL

direct light 100 %
PC/aluminium coated reflector
shelf/wall floor washer

ELECTRICAL

220–240 V
non DIM, DIM DALI

PHYSICAL

aluminium
powder-coated
white

TRACK

page 746



Description

DE Stromschienenstrahler aus Aluminiumdruckguss in 2 verschiedenen Varianten (4-flammig bzw. 2x4-flammig) und mit 2 verschiedenen Lichtmodulen (für shelf floor washer und wall floor washer); Oberfläche weiß oder schwarz pulverbeschichtet; Gangzonenstrahler mit speziellen Multi-Freiformflächenreflektoren mit Facettenoptik zur äußerst präzisen Lichtlenkung; punktgenaue Regal- und Gangzonenausleuchtung, optimale Längsentblendung für hohen Sehkomfort in der Gangzone, einstellbare Lichtmodule mit Verriegelung; Kühlkörper in Leuchtengeometrie für optimales Thermomanagement und passive Kühlung der LEDs integriert; COB (Chip on Board) Technologie für höchste Effizienz; energieeffiziente LEDs mit sehr guter Farbwiedergabe; Binning initial ≤ 3 MacAdam; lieferbar in den Lichtfarben 3000 K und 4000 K; CRI ≥ 80; min. 80 % des Lichtstromes nach 50 000 h Lebensdauer Schutzart IP 20; IP 40-Schutzglas als Zubehör erhältlich; SK I; optional DALI-dimmbar

EN Track light in die cast aluminium in two different types (4 lamps or 2x4 lamps) and with 2 types of light modules (for shelf floor washer and wall floor washer); surface powder coated in white or black; aisle spotlight with special, multi-free-form, facet effect surface reflectors for high precision light control; precise shelf and aisle zone lighting, optimum longitudinal glare control for high viewing comfort in the aisle zone, adjustable light modules with interlock; heat sink integrated into luminaire geometry for optimum thermal management and passive cooling of LEDs; COB (Chip on Board) technology for maximum efficiency; energy-efficient LEDs with very good colour rendering; binning initial ≤ 3 MacAdam; available in the light colours 3000 K and 4000 K; CRI ≥ 80; min. 80 % of the luminous flux after 50 000 hours; degree of protection IP 20; IP 40 protection glass available as an accessory; PC I; optional DALI dimmable

Features



microfaceting



+15° up to -15° tiltable



adjustable light module

Standard configuration

COLOUR TEMPERATURE

3000 K	5

CONTROL

non DIM	1

MATERIAL COLOUR

white	7

7

REFLECTOR

shelf floor washer	S
wall floor washer	A
1x shelf / 1x wall floor washer*	B

*only for 2×4 lamps

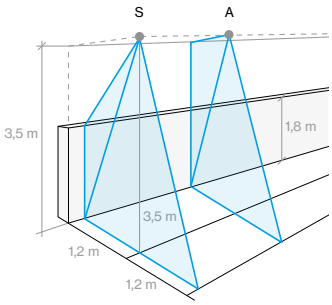



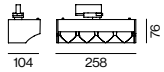



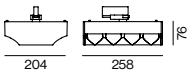

SQUADRO 1×4 lamps, wallwasher

SYSTEM POWER	COLOUR TEMP.	LUMINOUS FLUX	ORDER CODE
53 W	3000 K	6040 lm	0 4 9 - 2 2 3 1
	4000 K	6300 lm	

SQUADRO 2×4 lamps, wallwasher

SYSTEM POWER	COLOUR TEMP.	LUMINOUS FLUX	ORDER CODE
2x44 W	3000 K	2×5250 lm	0 4 9 - 2 2 4 0
	4000 K	2×5470 lm	
2x61 W	3000 K	2×6830 lm	0 4 9 - 2 2 4 1
	4000 K	2×7120 lm	

LIGHT DISTRIBUTION

2x shelf floor washer

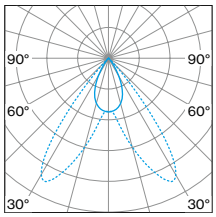

2x wall floor washer

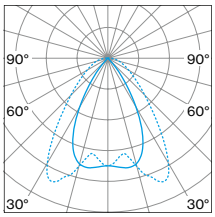

1x shelf / 1x wall floor washer

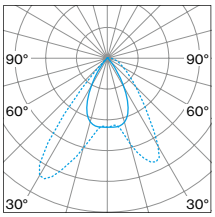

Extended configuration

COLOUR TEMPERATURE

4000 K	6

CONTROL

DIM DALI	3

MATERIAL COLOUR

black	8

8

+5 % surcharges

Accessories

IP 40 PROTECTION GLASS

TYPE	ORDER CODE
single-sided output	0 4 9 - 2 9 3 0 0 1 0
double-sided output	0 4 9 - 2 9 4 0 0 1 0

LINEAR ALIGMENT TOOL

TYPE	ORDER CODE
linear aligment tool	on request

tool for linear alignment to the power-track

Technical data

SQUADRO shelf floor washer, +5° tilt, 53 W, 3000 K

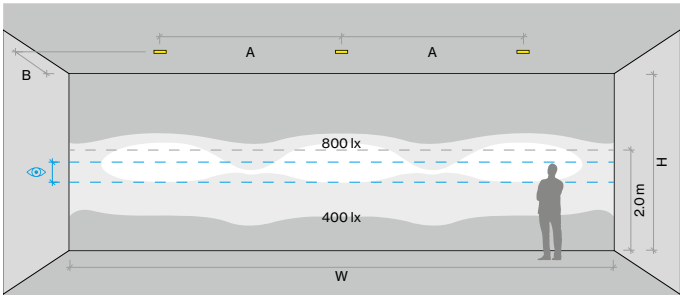

ROOM VALUES		CALCULATION SURFACE	
Wall dimensions	H = 3.5 m | W = 10.8 m	Surface dimensions	10.8 × 3.5 m
Distance to wall	B = 1.3 m	Surface height	0 – 3.5 m
Distance between spotlights	A = 3.6 m		
Aisle width	2.6 m	Eye level	1.35 m – 1.75 m
Reflection factor	0.7 | 0.7 | 0.2		
Maintenance factor	0.9		

SQUADRO wall floor washer, +5° tilt, 53 W, 3000 K

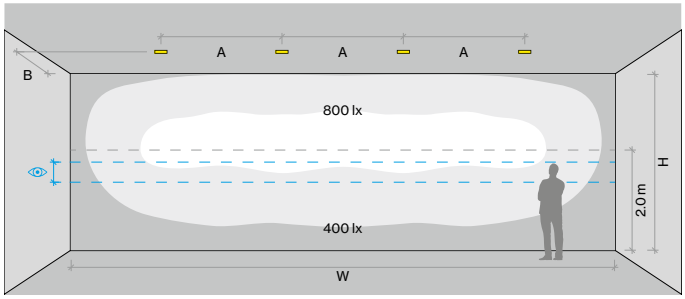

ROOM VALUES		CALCULATION SURFACE	
Wall dimensions	H = 3.5 m | W = 10.8 m	Surface dimensions	10.8 × 3.5 m
Distance to wall	B = 1.3 m	Surface height	0 – 3.5 m
Distance between spotlights	A = 2.4 m		
Aisle width	2.6 m	Eye level	1.35 m – 1.75 m
Reflection factor	0.7 | 0.7 | 0.2		
Maintenance factor	0.9		

Inspiration

Vitalia health food store
Munich, Germany

PRODUCT
TRACK 3-phase surface
SQUADRO wallwasher






Floradix
KRAFT | EISEN | ENERGIE
MOLAT
Weiß dorn

CANYON 15
recessed

xal.com/canyon



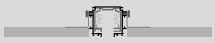

L cutout (Lc) = L total + 8 mm
Max. 8 kg/m

Quickinfo

GENERAL

channel recessed
IP 20
quick installation

ELECTRICAL

220–240 V
non DIM, DIM DALI

PHYSICAL

aluminium
powder-coated
white, black

Description

DE Aluminiumstrangpressprofil zur Aufnahme von 3-phasen Stromschienen; Oberfläche weiß oder schwarz pulverbeschichtet; für den randlosen Einbau in Gipskartondecken, spezielle Randausbildung mit Rillen für bessere Haftung der Spachtelmasse; geeignet für Deckenstärken von 12,5-25 mm; optimiert für BO 55 Strahler, Adapter deckenbündig; für durchgehende Profilsysteme; optional flexibler Verbinder

EN Extruded aluminium profile to accommodate 3-phase power tracks; surface powder coated in white or black; for trimless installation in plasterboard ceilings, specially designed trim with grooves for better adhesion of smoothing compound; suitable for ceiling thickness of 12,5-25 mm; optimized for BO 55 spotlight, adapter flush with ceiling; for continuous lighting systems; optional: flexible connectors

Features



optimised for track light BO 55

Standard configuration

CONTROL

non DIM

MATERIAL COLOUR

white	7
black	8

7 | 8

CANYON 15 recessed

CHANNEL

52xL

L (mm)	ORDER CODE
1075	033-6410
2075	033-6420
custom cut	E82420····



install track in channel before final mounting

END CAPS

TYPE	ORDER CODE
white	033-64047
black	033-64048



MOUNTING BRACKET

CEILING THICKNESS (mm)	ORDER CODE
12,5/15/25	033-64010



number of brackets required: length of your system in metres+1

LINEAR CONNECTOR

TYPE	ORDER CODE
linear connector	033-64020



TRACK 3-phase

220-240V | CB

TRACK 240V-16A

L (mm)	ORDER CODE
1000	386-011111
2000	386-011211
3000	386-011311
4000	386-011411
track mounting set (10 pieces)	033-64030



end cap	386-021011



end feed right	386-021311
end feed left	386-021411
middle feed	386-020321

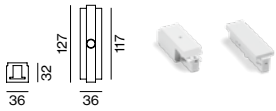

CONNECTORS 240V-16A

TYPE	ORDER CODE
linear connector	386-021111

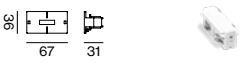

adjustable connector	386-021161

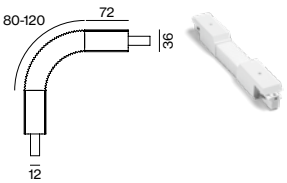

CANYON 50
offset

xal.com/canyon

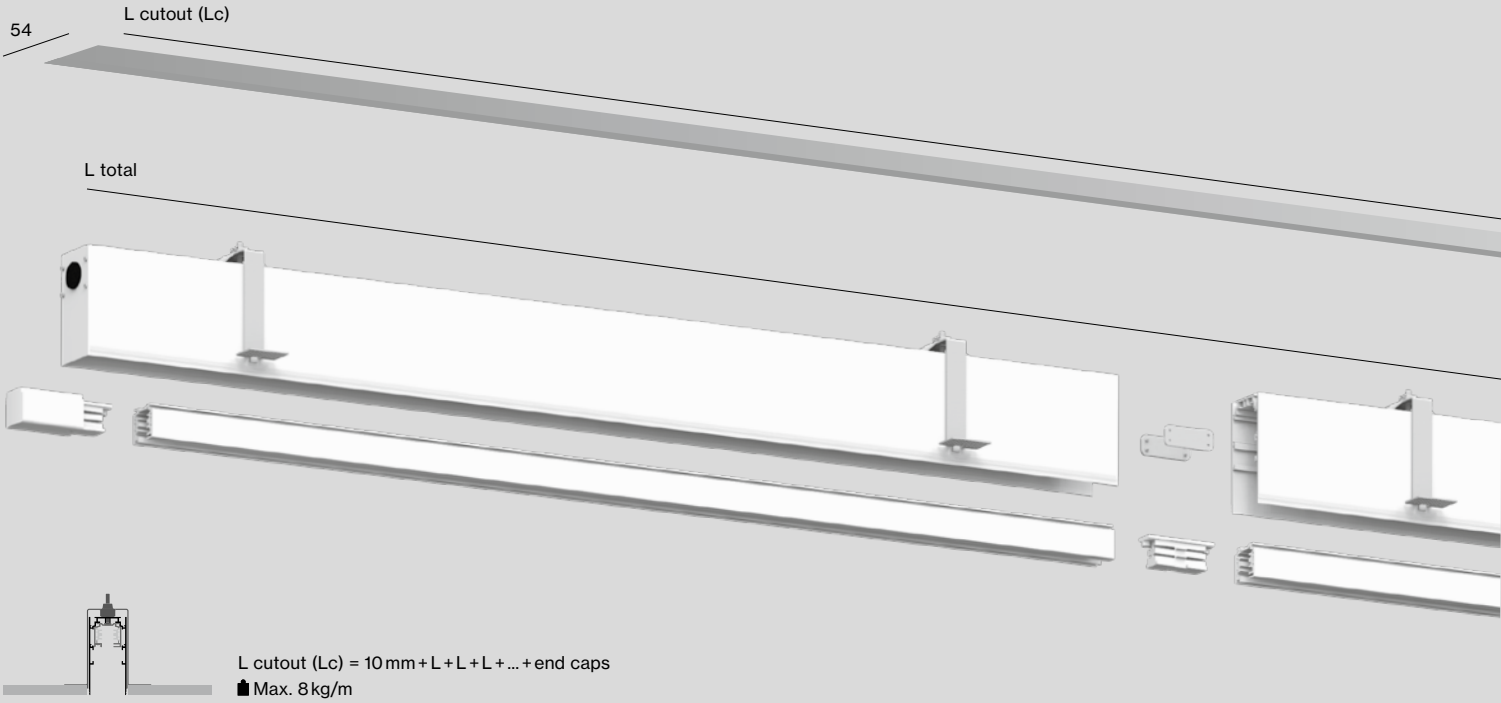

L cutout (Lc) = 10 mm + L + L + L + ... + end caps
Max. 8 kg/m

Quickinfo

GENERAL

channel recessed
IP 20

ELECTRICAL

220–240 V
non DIM, DIM DALI

PHYSICAL

aluminium
powder-coated
white, black

Description

DE Aluminiumstrangpressprofil zur Aufnahme von 3-phasen Stromschienen; Oberfläche weiß oder schwarz pulverbeschichtet; zurückversetzte Stromschienenebene; für den randlosen Einbau in Gipskartondecken, spezielle Randausbildung mit Rillen für bessere Haftung der Spachtelmasse; geeignet für Deckenstärken von 8-25 mm; optimiert für BO 70, TIMO 80, KIS und ARGO Strahler, Adapter verschwindet im Kanal; für durchgehende Profilsysteme; 90° Winkelverbinder für rechtwinkeligen Systemaufbau

EN Extruded aluminium profile to accommodate 3-phase power tracks; surface powder coated in white or black; recessed power track level; for trimless installation in plasterboard ceilings, specially designed trim with grooves for better adhesion of smoothing compound; suitable for ceiling thickness of 8-25 mm; optimized for BO 70, TIMO 80, KIS and ARGO spotlights, adapter invisible in channel; for continuous lighting systems; 90° angle connectors for rectangular system design

Features



optimised for
track lights BO 70,
TIMO 80, KIS, ARGO

Standard configuration

CONTROL
non DIM 1

MATERIAL COLOUR
white 7
black 8

7 | 8

Extended configuration

CONTROL
DIM DALI 3

CANYON 50 offset

INSTALLATION CHANNEL

L (mm)	ORDER CODE
1075	033-6510
2075	033-6520
3000	033-6530
custom cut	E82400····

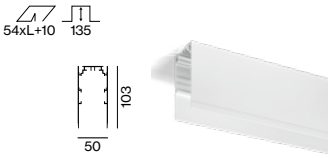

END CAPS (pair)

TYPE	ORDER CODE
white	033-65047
black	033-65048



MOUNTING BRACKET

CEILING THICKNESS (mm)	ORDER CODE
8-15	033-65010
18-25	033-65011

number of brackets required: length of your system in metres+1

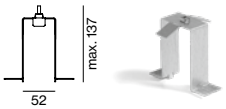

LINEAR CONNECTOR

TYPE	ORDER CODE
linear connector	033-65020



SUSPENSION KIT FOR HEAVY WEIGHTS

L (mm)	ORDER CODE
2000	033-66050

use suspension kit every 2 m



CORNER CONNECTOR 90°

TYPE	ORDER CODE
corner connector 90°	033-6506

X- and T- connector on request

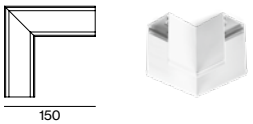

TRACK 3-phase / 3-phase + DALI-bus

DALI 1ADDR. | 220-240V | CB

TRACK 240V-16A

L (mm)	ORDER CODE
1000	386-01111
2000	386-01121
3000	386-01131
4000	386-01141
track mounting set (10 pieces)	033-65030



end cap	386-021011



end feed right	386-02131
end feed left	386-02141
middle feed	386-02032

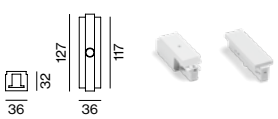

CONNECTORS 240V-16A

TYPE	ORDER CODE
linear connector	386-02111

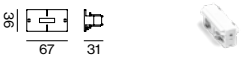

adjustable connector	386-02116

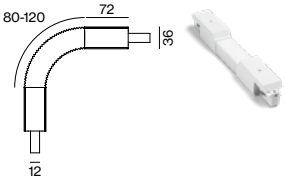

TRACK ACCESSORIES
page 746



Inspiration

Fernsehturm
Stuttgart, Germany

ARCHITECT
Ghanai+Heinrich interiorpartners
Stuttgart, Germany

PRODUCT
CANYON 50 offset
TIMO 80 free





CANYON 50
surface / suspended

xal.com/canyon

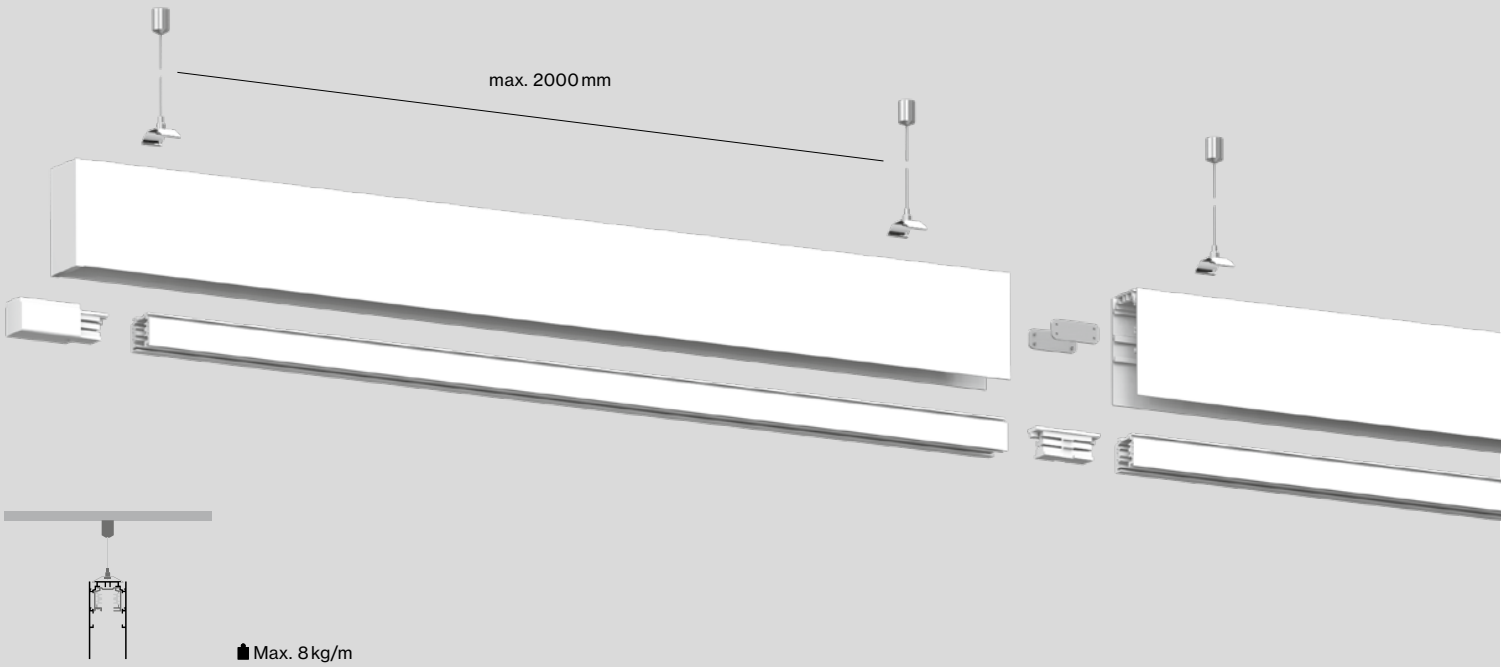

Quickinfo

GENERAL

channel surface / suspended
IP 20

ELECTRICAL

220–240 V
non DIM, DIM DALI

PHYSICAL

aluminium
powder-coated
white, black

Description

DE Aluminiumstrangpressprofil zur Aufnahme von 3-phasen Stromschienen; Oberfläche weiß oder schwarz pulverbeschichtet; zurückversetzte Stromschienenebene; für Deckenaufbaumontage oder für abgehängte Montage (1500 mm Seilabhängung); Abhängung mittels frei positionierbaren Federclips und werkzeugloser Höhenverstellung; optimiert für BO 70, TIMO 80, KIS und ARGO Strahler, Adapter verschwindet im Kanal; für durchgehende Profilsysteme; 90° Winkelverbinder für rechtwinkeligen Systemaufbau

EN Extruded aluminium profile to accommodate 3-phase power tracks; surface powder coated in white or black; recessed power track level; for ceiling surface mounting or suspended mounting (1500 mm cable suspension); suspension with freely positionable spring clips and height adjustment without tools; optimized for BO 70, TIMO 80, KIS and ARGO spotlights, adapter invisible in channel; for continuous lighting systems; 90° angle connectors for rectangular system design

Features



optimised for
track lights BO 70,
TIMO 80, KIS, ARGO

Standard configuration

CONTROL
non DIM 1

MATERIAL COLOUR
white 7
black 8

7 8

Extended configuration

CONTROL
DIM DALI 3

CANYON 50 surface / suspended

INSTALLATION CHANNEL

L (mm)	ORDER CODE
1075	033-6610
2075	033-6620
3000	033-6630
custom cut	E85400····



END CAPS (pair)

TYPE	ORDER CODE
white	033-66047
black	033-66048



LINEAR CONNECTOR

TYPE	ORDER CODE
linear connector	033-65020



CORNER CONNECTOR 90°

TYPE	ORDER CODE
corner connector 90°	033-66606

X- and T- connector on request

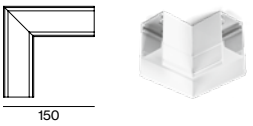

SUSPENSION

TYPE	L (mm)	ORDER CODE
cable suspension	1500	033-66050

use suspension kit every 2 m



POWER FEEDER CANOPY

TYPE	L (mm)	ORDER CODE
5×1,5 mm²	1500	005-221241
7×1,5 mm²	1500	005-221251



TRACK 3-phase / 3-phase + DALI-bus

DALI 1ADDR. | 220-240V | CB

TRACK 240V-16A

L (mm)	ORDER CODE
1000	386-01111
2000	386-01121
3000	386-01131
4000	386-01141
track mounting set (10 pieces)	033-65030



end cap	386-021011



end feed right	386-02131
end feed left	386-02141
middle feed	386-02032

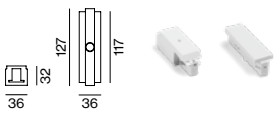

CONNECTORS 240V-16A

TYPE	ORDER CODE
linear connector	386-02111

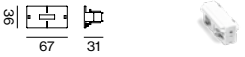

adjustable connector	386-02116

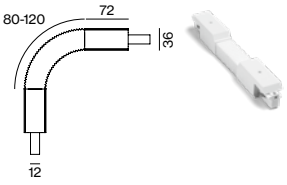

TRACK ACCESSORIES

page 746



STILO 40
suspended

xal.com/stilo

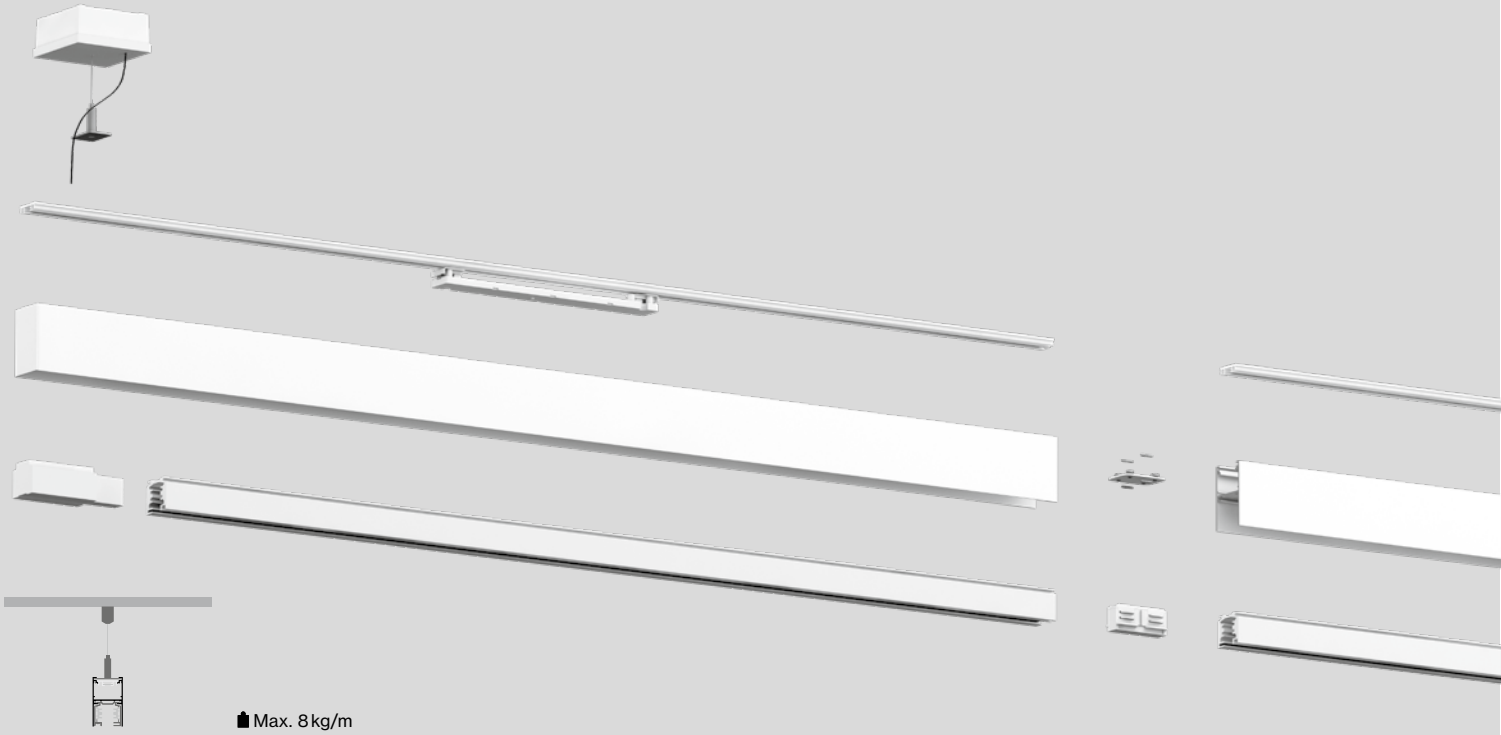

Quickinfo

GENERAL

channel + tracklight suspended
IP 20

LED

Mid-power LED
3000 K, 4000 K
CRI ≥ 80
Binning initial ≤ 3 MacAdam

ESTIMATED LED LIFETIME

L80 / 50 000 h

OPTICAL

indirect illumination
PMMA cover opal

ELECTRICAL

220–240 V
non DIM, DIM DALI

PHYSICAL

aluminium
powder-coated
white, grey, black

Description

DE Aluminiumstrangpressprofil inkl. 3-phasen Stromschiene; Oberfläche weiß, grau oder schwarz pulverbeschichtet; für abgehängte Montage (1500 mm Seilabhängung); Abhängung mittels frei positionierbaren Federclips und werkzeugloser Höhenverstellung; für durchgehende Profilsysteme; 90° Winkelverbinder für rechtwinkeligen Systemaufbau; optional Lichteinsätze mit indirekter Abstrahlcharakteristik für zusätzliche Akzentuierung der Decke einsetzbar; Indirektlichtanteil mit opaler Abdeckung abgedeckt; Binning initial ≤ 3 MacAdam; lieferbar in den Lichtfarben 3000 K und 4000 K; CRI ≥ 80; min. 80 % des Lichtstromes nach 50 000 h Lebensdauer Schutzart IP 20; SK I; optional DALI-dimmbar

EN Extruded aluminium profile with 3-phase track; surface powder coated in white, grey or black; for suspended mounting (1500 mm cable suspension); suspension with freely positionable spring clips and height adjustment without tools; for continuous lighting systems; 90° angle connectors for rectangular system design; lighting inserts optionally with indirect radiation characteristic for additional emphasis of the ceiling; Indirect component covered with opal cover; binning initial ≤ 3 MacAdam; available in the light colours 3000 K and 4000 K; CRI ≥ 80; min. 80 % of the luminous flux after 50 000 hours; degree of protection IP 20; PC I; optional DALI dimmable

Features

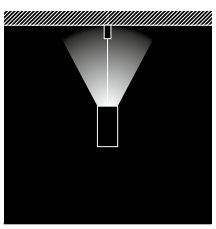

available with indirect illumination

Standard configuration

COLOUR TEMPERATURE
3000 K 5

CONTROL
non DIM 1

MATERIAL COLOUR
white 7

7

Extended configuration

COLOUR TEMPERATURE
4000 K 6

CONTROL
DIM DALI 3

MATERIAL COLOUR
grey G
black 8

G 8

STILO 40 3-phase / 3-phase + DALI-bus

CHANNEL + 3-PHASE/BUS TRACK

L (mm)	ORDER CODE
1000	033-70040
2000	033-70060
3000	033-70090



END CAP

TYPE	ORDER CODE
end cap	033-701000

separate track end caps not necessary



LINEAR CONNECTOR

TYPE	ORDER CODE
linear connector (1 piece)	033-70210 0



CONNECTOR LEFT/RIGHT

TYPE	ORDER CODE
90° corner left	033-70220
90° corner right	033-70230

T- and X-connector on request. based on the special project requirements (left/right, feeding option earth inside/outside).



CABLE SUSPENSION

L (mm)	ORDER CODE
1500	033-70320 00



POWER FEEDER CANOPY

TYPE	L (mm)	ORDER CODE
5 × 1,5 mm²	1500	005-221241
7 × 1,5 mm²	1500	005-221251

use for installation channel and inset indirect



POWER FEEDER LEFT/RIGHT/MIDDLE

TYPE	ORDER CODE
power feeder left	033-70400
power feeder right	033-70410
power feeder middle	033-70420

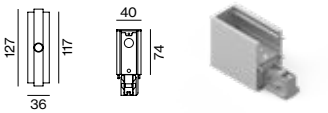

INSET indirect

non DIM

220-240V

SYSTEM POWER	L (mm)	ORDER CODE
5 W	500	033-70621 7
10 W	1000	033-70641 7
19 W	2000	033-70661 7
29 W	3000	033-70691 7

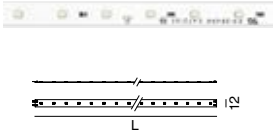

TRACK 3-phase recessed

Standard configuration

CONTROL
non DIM 1

MATERIAL COLOUR
white

Extended configuration

CONTROL
DIM DALI 3

TRACK 3-phase / 3-phase + DALI-bus

TRACK 240V-16A

L (mm)	ORDER CODE
2000	386-01221◆7
3000	386-01231◆7
4000	386-01241◆7
end cap	386-0220117
end feed right	386-02231◆7
end feed left	386-02241◆7
middle feed	386-02032◆7

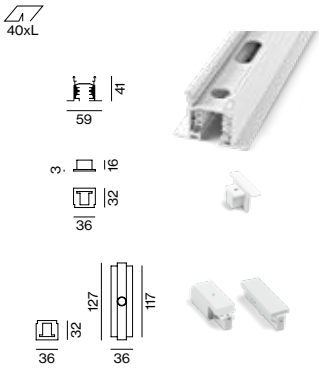

CONNECTORS 240V-16A

TYPE	ORDER CODE
linear connector	386-02211◆7
I-connector	386-02212◆7
L-connector right	386-02213◆7
L-connector left	386-02223◆7
T-connector right	386-02214◆7
T-connector left	386-02224◆7
X-connector	386-02215◆7

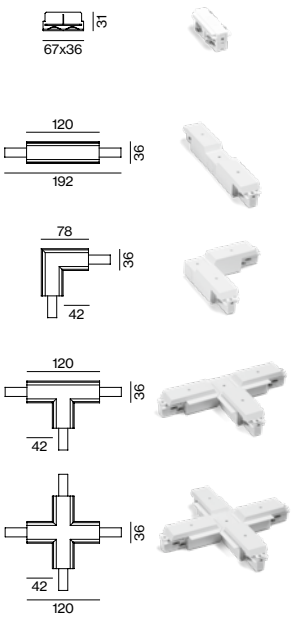

MOUNTING ACCESSORIES

TYPE	ORDER CODE
clip	386-0225110
suspension element	386-0225210



TRACK 3-phase surface / suspended

Standard configuration

CONTROL
non DIM 1

MATERIAL COLOUR
white 7

7

Extended configuration

CONTROL
DIM DALI 3

TRACK MATERIAL COLOUR
grey 6
black 8

6 8

ACCESSORY MATERIAL COLOUR
grey 0
black 8

0 8

TRACK 3-phase / 3-phase + DALI-bus

DALI 1ADDR. | 220-240V | CB

TRACK 240V-16A

L (mm)	ORDER CODE
1000	386-01111
2000	386-01121
3000	386-01131
4000	386-01141



end cap	386-021011



end feed right	386-02131
end feed left	386-02141
middle feed	386-02032

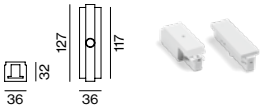

CONNECTORS 240V-16A

TYPE	ORDER CODE
linear connector	386-02111



I-connector	386-02112

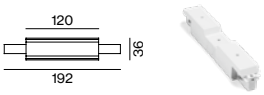

L-connector right	386-02113
L-connector left	386-02123



T-connector right	386-02114
T-connector left	386-02124

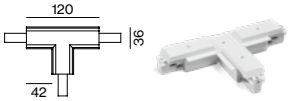

X-connector	386-02115

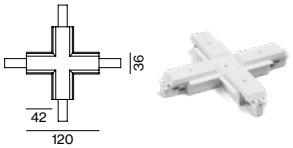

adjustable corner connector	386-02116

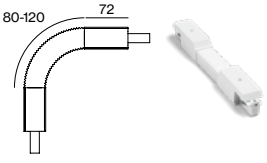

MOUNTING ACCESSORIES

TYPE	ORDER CODE
ceiling clip	386-02151 1
pendant clip	386-02152 1
joiner piece	386-02153 1

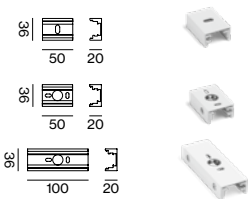

SUSPENSION KIT

TYPE	ORDER CODE
pendant 600	386-02161 1
pendant 1200	386-02162 1
cable 1500	386-02171 10
cable 3000	386-02172 10
cable 6200	386-02173 10

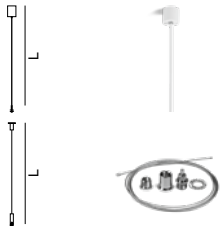

09



AUSSEN- UND BODENEINBAULEUCHTEN
OUTDOOR AND RECESSED FLOOR LUMINAIRES



SONO
IP 54 surface
750



SONO LOOP
IP 54 surface
752



SONO FLEX
IP 54 trim
756



FRAME 60
IP 65 trim
760



MINO 60
IP 65 surface
764



STREAMCUT
surface
768



STREAMCUT
wall
772



STREAMCUT
bollard
776



DOC
wall
780



SOLIS
surface
784



WISE
wall
788



LETU 65 / 110
recessed
792 / 794



LECU 65 / 110
recessed
798 / 800



FILO 160
square / round
recessed
804

SONO
IP54
surface

xal.com/sono-surface



Quickinfo

GENERAL

surface mounted
IP54

LED

Mid-power LED
up to 138 lm/W
3000 K, 4000 K
CRI ≥ 80
Binning initial ≤ 3 MacAdam

ESTIMATED LED LIFETIME

L80 / 50 000 h

OPTICAL

direct illumination
uniform illumination
PMMA cover opal

ELECTRICAL

non DIM, DIM DALI
DALI: CLO

PHYSICAL

aluminium
powder-coated
halogen-free cable
shock resistance IK07

SONO
surface
page 280



Description

DE Runder Leuchtenkörper aus Aluminiumdruckguss; Oberfläche weiß pulverbeschichtet; geeignet für Wand- oder Deckenmontage; absolut homogen ausgeleuchtete, satinierte PMMA-Abdeckung; gleiche Leuchtdichte bei allen Flächenleuchten; energieeffiziente LEDs mit sehr guter Farbwiedergabe; Binning initial ≤ 3 MacAdam; lieferbar in den Lichtfarben 3000 K und 4000 K; CRI ≥ 80; min. 80 % des Lichtstromes nach 50 000 h Lebensdauer; Leuchte mit 2 Kabelöffnungen und Steckklemme für Durchgangsverdrahtung; Schutzart IP54; SK I; Schlagfestigkeit IK07; optional DALI-dimmbar mit CLO-Funktion

EN Round luminaire housing in die-cast aluminium; surface white powder coated; suitable for wall or ceiling mounting; completely homogeneously illuminated, satinised PMMA cover; same luminance for all flat luminaires; energy-efficient LEDs with very good colour rendering; binning initial ≤ 3 MacAdam; available in the light colours 3000 K and 4000 K; CRI ≥ 80; min. 80 % of the luminous flux after 50 000 hours; luminaire with 2 cable openings and plug-in terminals for through wiring; degree of protection IP54; PC I; shock resistance IK07; optional DALI dimmable with CLO function

Features



IP54 (waterproof protection)



shock resistance IK07



easy mounting by click-mechanism



tunable white 3000–6000 K on request

Standard configuration

IP RATING
IP54

COLOUR TEMPERATURE
3000 K 5

CONTROL
non DIM 1

MATERIAL COLOUR
white

LIGHT OPTIC COVER
opal

Extended configuration

COLOUR TEMPERATURE
4000 K 6

CONTROL
DIM DALI / CLO 3

Options on request

COLOUR RENDERING INDEX
CRI ≥ 90

COLOUR TEMPERATURE
tunable white 3000–6000 K (2 DALI)

CONTROL
RCS Master
RCS Slave

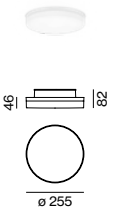

SONO 260 IP54 surface

DIRECT

SYSTEM POWER	COLOUR TEMP.	LUMINOUS FLUX	ORDER CODE
8 W	3000 K	930 lm	871-91265 7 O
	4000 K	990 lm	

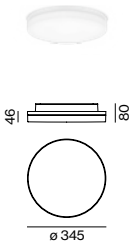

SONO 350 IP54 surface

DIRECT

SYSTEM POWER	COLOUR TEMP.	LUMINOUS FLUX	ORDER CODE
16 W	3000 K	2050 lm	871-91365 7 O
	4000 K	2200 lm	

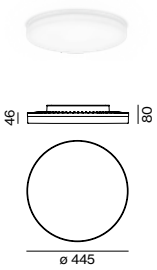

SONO 450 IP54 surface

DIRECT

SYSTEM POWER	COLOUR TEMP.	LUMINOUS FLUX	ORDER CODE
24 W	3000 K	3030 lm	871-91465 7 O
	4000 K	3220 lm	

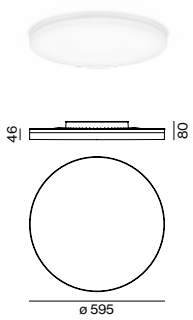

SONO 600 IP54 surface

DIRECT

SYSTEM POWER	COLOUR TEMP.	LUMINOUS FLUX	ORDER CODE
44 W	3000 K	5740 lm	871-91565 7 O
	4000 K	6100 lm	

LIGHT DISTRIBUTION

opal

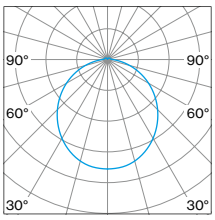

direct

SONO LOOP
IP54
surface

xal.com/sono-loop-surface



Quickinfo

GENERAL

surface mounted
IP54

LED

Mid-power LED
up to 128 lm/W
3000 K, 4000 K
CRI ≥ 80
Binning initial ≤ 3 MacAdam

ESTIMATED LED LIFETIME

L80 / 50 000 h

OPTICAL

direct illumination
uniform illumination
PMMA cover opal

ELECTRICAL

non DIM, DIM DALI
DALI: CLO

PHYSICAL

aluminium
powder-coated
halogen-free cable
shock resistance IK07

Description

DE Runder Leuchtenkörper aus Aluminiumdruckguss; Oberfläche dunkelgrau oder weiß pulverbeschichtet; aufgesetzter Ring aus gerolltem und nahtlos verschweißtem Aluminiumprofil; geeignet für Wand- oder Deckenmontage; absolut homogen ausgeleuchtete, satinierte PMMA-Abdeckung; gleiche Leuchtdichte bei allen Flächenleuchten; energieeffiziente LEDs mit sehr guter Farbwiedergabe; Binning initial ≤ 3 MacAdam; lieferbar in den Lichtfarben 3000 K und 4000 K; CRI ≥ 80; min. 80 % des Lichtstromes nach 50 000 h Lebensdauer; Leuchte mit 2 Kabelöffnungen und Steckklemme für Durchgangsverdrahtung; Schutzart IP54; SK I; Schlagfestigkeit IK07; optional DALI-dimmbar mit CLO-Funktion

EN Round luminaire housing in die-cast aluminium; surface powder coated in dark grey or white; fitted bezel in rolled, seamless welded aluminium profile; suitable for wall or ceiling mounting; completely homogeneously illuminated, satinised PMMA cover; same luminance for all flat luminaires; energy-efficient LEDs with very good colour rendering; binning initial ≤ 3 MacAdam; available in the light colours 3000 K and 4000 K; CRI ≥ 80; min. 80 % of the luminous flux after 50 000 hours; luminaire with 2 cable openings and plug-in terminals for through wiring; degree of protection IP54; PC I; shock resistance IK07; optional DALI dimmable with CLO function

Features



IP54 (waterproof protection)



shock resistance IK07



easy mounting by click-mechanism



tunable white 3000–6000 K on request

Standard configuration

IP RATING
IP54

COLOUR TEMPERATURE
3000 K 5

CONTROL
non DIM 1

MATERIAL COLOUR
dark grey D

D

LIGHT OPTIC COVER
opal

Extended configuration

COLOUR TEMPERATURE
4000 K 6

CONTROL
DIM DALI / CLO 3

MATERIAL COLOUR
white 7

7

+5 % surcharges

Options on request

COLOUR RENDERING INDEX
CRI ≥ 90

COLOUR TEMPERATURE
tunable white 3000–6000 K (2 DALI)

CONTROL
RCS Master
RCS Slave

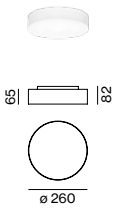

SONO LOOP 260 IP54 surface

DIRECT

SYSTEM POWER	COLOUR TEMP.	LUMINOUS FLUX	ORDER CODE
8 W	3000 K	860 lm	8 7 1 - 8 1 2 6 :: ◇ ◪ O
	4000 K	920 lm	

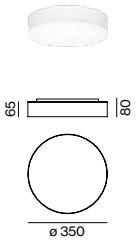

SONO LOOP 350 IP54 surface

DIRECT

SYSTEM POWER	COLOUR TEMP.	LUMINOUS FLUX	ORDER CODE
16 W	3000 K	1900 lm	8 7 1 - 8 1 3 6 :: ◇ ◪ O
	4000 K	2040 lm	

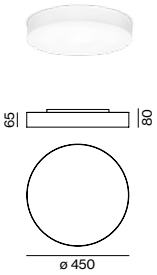

SONO LOOP 450 IP54 surface

DIRECT

SYSTEM POWER	COLOUR TEMP.	LUMINOUS FLUX	ORDER CODE
24 W	3000 K	2810 lm	8 7 1 - 8 1 4 6 :: ◇ ◪ O
	4000 K	2990 lm	

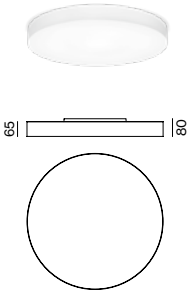

SONO LOOP 600 IP54 surface

DIRECT

SYSTEM POWER	COLOUR TEMP.	LUMINOUS FLUX	ORDER CODE
44 W	3000 K	5330 lm	8 7 1 - 8 1 5 6 :: ◇ ◪ O
	4000 K	5660 lm	

LIGHT DISTRIBUTION

opal

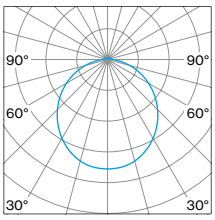

direct

Inspiration

Parking Garage
Visualisation

PRODUCT
SONO LOOP IP 54 surface





SONO FLEX
IP54
trim

xal.com/sono



Quickinfo

GENERAL

recessed trim
IP54
optional concrete install. housing

LED

Mid-power LED
up to 128 lm/W
3000 K, 4000 K
CRI ≥ 80
Binning initial ≤ 3 MacAdam

ESTIMATED LED LIFETIME

L80 / 50 000 h

OPTICAL

direct illumination
uniform illumination
PMMA cover opal

ELECTRICAL

non DIM, DIM DALI
DALI: CLO

PHYSICAL

aluminium
powder-coated
halogen-free cable

SONO FLEX
trim
page 154



Description

DE Runde Einbauleuchte aus Aluminium, bestehend aus Leuchtenkörper (SONO) und Einbaugehäuse; Gehäuse mit umlaufendem Rand geeignet für den Einbau in Gipskartondecken; geeignet für Deckenstärken von 10-25 mm; optional: Einbau in Betondecken mittels Betoneinbaugehäuse; Oberfläche weiß pulverbeschichtet; Leuchte wahlweise deckenbündig oder 25 mm hervorstehend werkzeuglos im Gehäuse einsetzbar; absolut homogen ausgeleuchtete, satinierte PMMA-Abdeckung; gleiche Leuchtdichte bei allen Flächenleuchten; energieeffiziente LEDs mit sehr guter Farbwiedergabe; Binning initial ≤ 3 MacAdam; lieferbar in den Lichtfarben 3000 K und 4000 K; CRI ≥ 80; min. 80 % des Lichtstromes nach 50 000 h Lebensdauer; Leuchte mit 2 Kabelöffnungen und Steckklemme für Durchgangsverdrahtung; Schutzart IP54; SK I; optional DALI-dimmbar mit CLO-Funktion

EN Round recessed luminaire in aluminium, consisting of (SONO) light housing and recessed housing; housing with trim suitable for installation in plasterboard ceilings; suitable for ceiling thickness of 10-25 mm; optionally: installation in concrete ceilings with a special installation housing; surface white powder coated; luminaire installs in housing without tools optionally flush or protruding by 25 mm; completely homogeneously illuminated, satinised PMMA cover; same luminance for all flat luminaires; energy-efficient LEDs with very good colour rendering; binning initial ≤ 3 MacAdam; available in the light colours 3000 K and 4000 K; CRI ≥ 80; min. 80 % of the luminous flux after 50 000 hours; luminaire with 2 cable openings and plug-in terminals for through wiring; degree of protection IP54; PC I; optional DALI dimmable with CLO function

Features



IP54 (waterproof protection)



tool-free installation of light engine



flexible flush or jut-out installation



tunable white 3000–6000 K on request

Standard configuration

IP RATING
IP 54

COLOUR TEMPERATURE
3000 K 5

CONTROL
non DIM 1

MATERIAL COLOUR
white

LIGHT OPTIC COVER
opal

Extended configuration

COLOUR TEMPERATURE
4000 K 6

CONTROL
DIM DALI / CLO 3

Options on request

COLOUR TEMPERATURE
tunable white 3000–6000 K (2 DALI)

CONTROL
RCS Master
RCS Slave

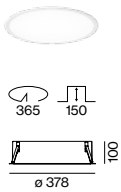

SONO FLEX 350 IP 54 trim

DALI 1 ADDR. | 220-240V | IP54

SYSTEM POWER	COLOUR TEMP.	LUMINOUS FLUX	ORDER CODE
16 W	3000 K	1900 lm	8 6 3 - 3 2 3 8 7 O
	4000 K	2040 lm	

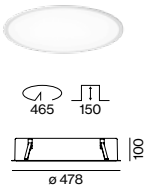

SONO FLEX 450 IP 54 trim

DALI 1 ADDR. | 220-240V | IP54

SYSTEM POWER	COLOUR TEMP.	LUMINOUS FLUX	ORDER CODE
24 W	3000 K	2810 lm	8 6 3 - 3 2 4 8 7 O
	4000 K	2990 lm	

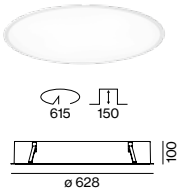

SONO FLEX 600 IP 54 trim

DALI 1 ADDR. | 220-240V | IP54

SYSTEM POWER	COLOUR TEMP.	LUMINOUS FLUX	ORDER CODE
44 W	3000 K	5330 lm	8 6 3 - 3 2 5 8 7 O
	4000 K	5660 lm	

LIGHT DISTRIBUTION

opal

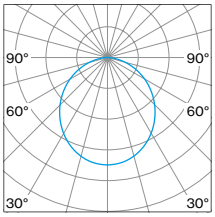

direct

Accessories

CONCRETE INSTALLATION HOUSING

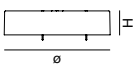

TYPE	Ø·H (mm)	ORDER CODE
SONO FLEX 350	350·107	0 6 3 - 2 2 3 8 1 0 0
SONO FLEX 450	450·107	0 6 3 - 2 2 4 8 1 0 0
SONO FLEX 600	600·107	0 6 3 - 2 2 5 8 1 0 0

Inspiration

Passage
Visualisation

PRODUCT
SONO FLEX IP54 trim
SONO LOOP IP54 surface





FRAME 60
IP65
trim

xal.com/frame



Quickinfo

GENERAL

recessed
IP65
opt. concrete installation housing

LED

Mid-power LED
up to 78 lm/W
3400 K
CRI ≥ 80
Binning initial ≤ 3 MacAdam

ESTIMATED LED LIFETIME

L80 / 50 000 h

OPTICAL

direct illumination
uniform illumination
PMMA cover opal

ELECTRICAL

non DIM

PHYSICAL

aluminium
powder-coated
halogen-free cable

FRAME 60
system trim
page 488



Description

DE Leuchtenkörper aus Aluminiumstrangpressprofil; Einbauleuchte mit umlaufendem Rand; geeignet für Deckenstärken von 8-25 mm; Oberfläche dunkelgrau oder weiß pulverbeschichtet; Leuchtenprofil (Enddeckel und Montagebügel werkseitig vormontiert) für Montage vorab lieferbar; restliche Leuchtenkomponenten werkzeuglos montierbar; vergossene LED Platine; in geschlossenes Gehäuse aus PMMA eingeschoben, Enddeckel aus PMMA dicht mit Gehäuse verklebt; HPO (High Performance Opal) Abdeckung für homogene Ausleuchtung; energieeffiziente LEDs mit sehr guter Farbwiedergabe; Binning initial ≤ 3 MacAdam; lieferbar in der Lichtfarbe 3400 K; CRI ≥ 80; min. 80 % des Lichtstromes nach 50 000 h Lebensdauer Schutzart IP65; SK II; IP67-Buchsen-Steckersystem für dichten elektrischen Anschluss

EN Luminaire housing made of extruded aluminium; Recessed luminaire with trim; suitable for ceiling thickness of 8-25 mm; surface powder coated in dark grey or white; Luminaire profile (end cover and mounting bracket preassembled) for mounting available in advance; remaining luminaire components mounted without tools; encapsulated LED circuit board; inserted in closed housing made of PMMA, PMMA end caps bonded sealed to housing; HPO (High Performance Opal) cover for uniform illumination; energy-efficient LEDs with very good colour rendering; binning initial ≤ 3 MacAdam; available in the light colour 3400 K; CRI ≥ 80; min. 80 % of the luminous flux after 50 000 hours; degree of protection IP65; PC II; IP67 socket connector system for easy and sealed electrical connection

Features



IP65 (waterproof protection)

Standard configuration

IP RATING
IP 65

CONTROL
non DIM

MATERIAL COLOUR
dark grey D

D

LIGHT OPTIC COVER
opal high performance

Extended configuration

MATERIAL COLOUR
white 7

7

+5 % surcharges

Options on request

SYSTEM SOLUTION
contact the sales department



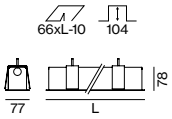

FRAME 60 IP 65, trim

220-240V
IP 65

SYS. POWER	COLOUR TEMP.	LUM. FLUX	L (mm)	ORDER CODE
14 W	3400 K	1090 lm	593	852-47325 1 H
21 W	3400 K	1630 lm	893	852-47335 1 H
28 W	3400 K	2170 lm	1193	852-47345 1 H

LIGHT DISTRIBUTION
opal

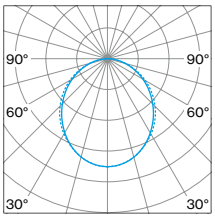

direct

Mounting accessories



CONCRETE INSTALLATION HOUSING

L·W·H (mm)	ORDER CODE
582·75·88	035-04066
882·75·88	035-04096
1182·75·88	035-04126

Inspiration

ÖBB passage
Graz, Austria

ARCHITECT
skyline architekten ZT gmbh
Vienna, Austria

LIGHTING DESIGN
ESC engineering Service & Consulting kg
Vienna, Austria

Peter Andres Lichtplanung
(Tageslichtberechnung / Kunstlichtkonzept)
Hamburg, Germany

PRODUCT
FRAME 80 IP 65





MINO 60
IP65
surface

xal.com/mino



Quickinfo

GENERAL

surface mounted
IP65

LED

Mid-power LED
up to 78 lm/W
3400 K
CRI ≥ 80
Binning initial ≤ 3 MacAdam

ESTIMATED LED LIFETIME

L80 / 50 000 h

OPTICAL

direct illumination
uniform illumination
PMMA cover opal

ELECTRICAL

non DIM

PHYSICAL

aluminium
powder-coated
halogen-free cable

Description

DE Leuchtenkörper aus Aluminiumstrangpressprofil in kantiger Ausführung; lichtdicht abschließende Enddeckel aus Aluminium, keine sichtbaren Schrauben; Oberfläche dunkelgrau oder weiß pulverbeschichtet; Leuchtenprofil (Enddeckel werkseitig vormontiert) für Montage vorab lieferbar; restliche Leuchtenkomponenten werkzeuglos montierbar; vergossene LED Platine; in geschlossenes Gehäuse aus PMMA eingeschoben, Enddeckel aus PMMA dicht mit Gehäuse verklebt; HPO (High Performance Opal) Abdeckung für homogene Ausleuchtung; energieeffiziente LEDs mit sehr guter Farbwiedergabe; Binning initial ≤ 3 MacAdam; lieferbar in der Lichtfarbe 3400 K; CRI ≥ 80; min. 80 % des Lichtstromes nach 50 000 h Lebensdauer Schutzart IP65; SK II; IP67-Buchsen-Steckersystem für dichten elektrischen Anschluss

EN Luminaire housing from extruded aluminium profile in angular design; light-tight end caps in aluminium, no visible screws; surface powder coated in dark grey or white; Luminaire profile (end cover pre-assembled) for mounting available in advance; remaining luminaire components mounted without tools; encapsulated LED circuit board; inserted in closed housing made of PMMA, PMMA end caps bonded sealed to housing; HPO (High Performance Opal) cover for uniform illumination; energy-efficient LEDs with very good colour rendering; binning initial ≤ 3 MacAdam; available in the light colour 3400 K; CRI ≥ 80; min. 80 % of the luminous flux after 50 000 hours; degree of protection IP65; PC II; IP67 socket connector system for easy and sealed electrical connection

Features



IP65 (waterproof protection)

Standard configuration

IP RATING
IP 65

CONTROL
non DIM

MATERIAL COLOUR
dark grey D

D

LIGHT OPTIC COVER
opal high performance

Extended configuration

MATERIAL COLOUR
white 7

7

+5 % surcharges

Options on request

SYSTEM SOLUTION
contact the sales department



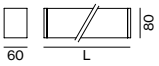

MINO 60 IP 65 surface

220-240V
IP 65

SYS. POWER	COLOUR TEMP.	LUM. FLUX	L (mm)	ORDER CODE
14 W	3400 K	1090 lm	588	8 4 6 - 4 1 2 2 5 1 ◪ H
21 W	3400 K	1630 lm	888	8 4 6 - 4 1 2 3 5 1 ◪ H
28 W	3400 K	2170 lm	1188	8 4 6 - 4 1 2 4 5 1 ◪ H

LIGHT DISTRIBUTION
opal

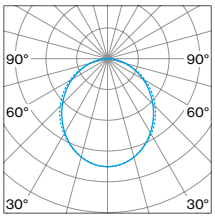

direct

Inspiration

University Research Institute
Ulm, Germany

PRODUCT
MINO 60 IP 65 surface

ARCHITECT
bizer architekten
Stuttgart, Germany







STREAMCUT
surface

xal.com/streamcut



Quickinfo

GENERAL

surface mounted
IP 65
several mounting options

LED

High-power LED
up to 79 lm/W
3000 K
CRI ≥ 80
Binning initial ≤ 3 MacAdam

ESTIMATED LED LIFETIME

L70 / 50 000 h

OPTICAL

asymmetric/flood illumination
lens optics
glass cover
flood 48°

ELECTRICAL

non DIM / phase-cut

PHYSICAL

aluminium
powder-coated
optimised corrosion protection
pressure compensation valve
shock resistance IK 07

Description

DE Boden- bzw. Wandaufbauleuchte aus Aluminium in schlichtem, reduziertem Design; Leuchtenkopf mit integrierten Kühlrippen; +/- 90° schwenkbar und alle 30° fixierbar; Oberfläche schutzeloxiert und dunkelgrau pulverbeschichtet; Montage wahlweise aufgeschraubt oder mit Erdspieß; Teilbedrucktes Sicherheitsglas, fixiert mit Edelstahlschrauben; inkl. hochwertiger Linsenoptik symmetrischer oder asymmetrischer Lichtverteilung; energieeffiziente LEDs mit sehr guter Farbwiedergabe; Binning initial ≤ 3 MacAdam; lieferbar in der Lichtfarbe 3000 K; CRI ≥ 80; min. 70 % des Lichtstromes nach 50 000 h Lebensdauer; Schutzart IP 65, mit Druckausgleichsventil; SK I; Schlagfestigkeit IK07; Umgebungstemperaturen von -20°C bis +50°C; separater Leuchtenanschlussraum, geeignet für Durchgangsverkabelung

EN Floor or wall mounted light in aluminium with simple, minimalist design; luminaire head with integrated cooling fins; +/- 90° tiltable, lockable every 30°; anodised surface and dark grey powder coated; optional mounting screwed on or with ground spike; Partially printed safety glass, fixed with stainless steel screws; incl. high quality lens system symmetrical or asymmetrical light distribution; energy-efficient LEDs with very good colour rendering; binning initial ≤ 3 MacAdam; available in the light colour 3000 K; CRI ≥ 80; min. 70 % of the luminous flux after 50 000 hours; degree of protection IP 65, with pressure equalisation valve; PC I; shock resistance IK07; ambient temperatures from -20°C to + 50°C; side coupled light, directed up and down

Features



tilt adjustment 90°, fixable from 0° - 90°



high quality lens

Standard configuration





IP RATING
IP 65

COLOUR TEMPERATURE
3000 K

CONTROL
non DIM

MATERIAL COLOUR
dark grey



LIGHT OPTIC COVER

asymmetric place	A
flood 48°	F

Options on request

ELECTRICAL
phase-cut DIM

STREAMCUT surface

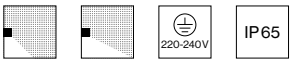

SYSTEM POWER	COLOUR TEMP.	LUMINOUS FLUX	ORDER CODE
14 W	3000 K	1080 lm	088-282151D

luminous flux flood 48°

Accessory

EARTH SPIKE



TYPE	ORDER CODE
earth spike	088-2892110

Illumination example

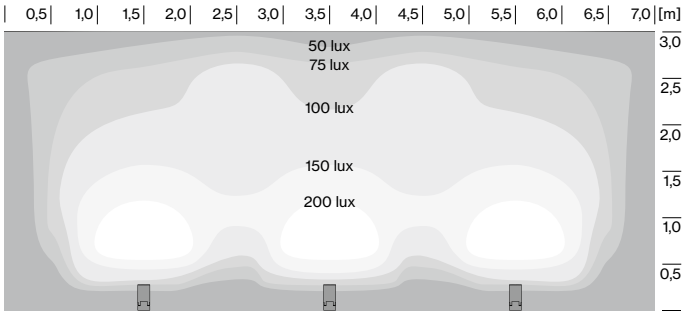

STREAMCUT SURFACE with symmetric flood optics (3 luminaires)
Zonal lighting: distance to wall: 1,5 m / distance between luminaires: 2,0 m, 40° tilt

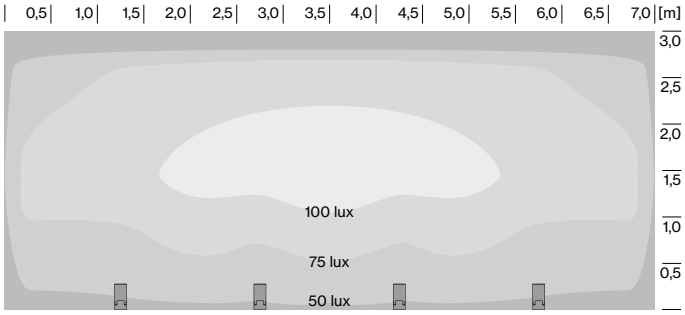

STREAMCUT SURFACE with asymmetric place optics (4 luminaires)
Areal lighting: distance to wall: 1,5 m / distance between luminaires: 1,5 m, 40° tilt

Inspiration

Private Residence
Visualisation

PRODUCT
STREAMCUT surface





STREAMCUT
wall

xal.com/streamcut



Quickinfo

GENERAL

wall recessed
IP 65
several mounting options

LED

COB LED module
up to 43 lm/W
3000 K
CRI ≥ 80
Binning initial ≤ 3 MacAdam

ESTIMATED LED LIFETIME

L80 / 50 000 h

OPTICAL

asymmetric illumination
glass cover

ELECTRICAL

non DIM

PHYSICAL

aluminium
powder-coated
optimised corrosion protection
pressure compensation valve
shock resistance IK 09

Description

DE Wandeinbauleuchte aus Aluminium in schlichtem, reduziertem Design; Oberfläche schutzeloxiert und dunkelgrau oder schwarz pulverbeschichtet; Teilbedrucktes Sicherheitsglas, fixiert mit Edelstahlschrauben; Reflektor aus matt eloxiertem Reinaluminium mit asymmetrischer Abstrahlcharakteristik; energieeffiziente LEDs mit sehr guter Farbwiedergabe; Binning initial ≤ 3 MacAdam; lieferbar in den Lichtfarben 3000 K und 4000 K; CRI ≥ 80; min. 80 % des Lichtstromes nach 50 000 h Lebensdauer Schutzart IP 65, mit Druckausgleichsventil; SK I; Schlagfestigkeit IK09; Umgebungstemperaturen von -20°C bis +50°C; separater Leuchtenanschlussraum, geeignet für Durchgangsverkabelung

EN Recessed wall luminaire in aluminium in a simple, minimalist design; surface anodised and powder coated in dark grey or black; Partially printed safety glass, fixed with stainless steel screws; reflector in matt anodised aluminium with asymmetric radiation characteristic; energy-efficient LEDs with very good colour rendering; binning initial ≤ 3 MacAdam; available in the light colours 3000 K and 4000 K; CRI ≥ 80; min. 80 % of the luminous flux after 50 000 hours; degree of protection IP 65, with pressure equalisation valve; PC I; shock resistance IK09; ambient temperatures from -20°C to + 50°C; side coupled light, directed up and down

Features



high quality lens

Standard configuration

IP RATING
IP 65

COLOUR TEMPERATURE
3000 K

CONTROL
non DIM

MATERIAL COLOUR

dark grey	D
black	8

D 8



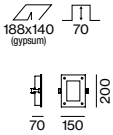

STREAMCUT wall

220-240V
IP 65

SYSTEM POWER	COLOUR TEMP.	LUMINOUS FLUX	ORDER CODE
8 W	3000 K	290 lm	0 8 8 - 2 8 3 1 5 1

Illumination example

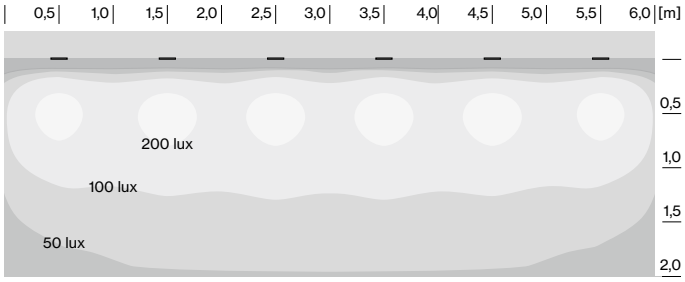

STREAMCUT WALL (6 luminaires)
wall mounting height from bottom: 0,8 m / distance between luminaires: 1,0 m

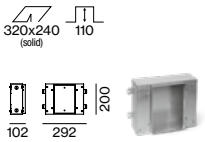

Accessory

MOUNTING HOUSING FOR CONCRETE AND SOLID WALLS

TYPE	L·W·H (mm)	ORDER CODE
concrete / solid walls	290·100·200	0 8 8 - 2 8 9 1 1 1 0

Inspiration

Private Residence
Visualisation

PRODUCT
STREAMCUT wall





STREAMCUT
bollard

xal.com/streamcut





DESIGN AWARD 2015

Quickinfo

GENERAL
- standing
- IP 65
- several mounting options

LED
- High-power LED
- up to 72 lm/W
- 3000 K
- CRI ≥ 80
- Binning initial ≤ 3 MacAdam

ESTIMATED LED LIFETIME
- L70 / 50 000 h

OPTICAL
- asymmetric illumination
- lens optics
- glass cover

ELECTRICAL
- non DIM
- opt. integrated surge protection

PHYSICAL
- aluminium
- powder-coated
- optimised corrosion protection
- pressure compensation valve
- shock resistance IK 07

Description

DE Pollerleuchte aus Aluminium in schlichtem, reduziertem Design; Leuchtenkopf mit integrierten Kühlrippen; +/- 90° schwenkbar und alle 30° fixierbar; Oberfläche schutzeloxiert und dunkelgrau pulverbeschichtet; Montage wahlweise auf Sockel aufgeschraubt oder mit Betonanker; Teilbedrucktes Sicherheitsglas, fixiert mit Edelstahlschrauben; hochwertiger Linsenoptik mit asymmetrischer Lichtverteilung; energieeffiziente LEDs mit sehr guter Farbwiedergabe; Binning initial ≤ 3 MacAdam; lieferbar in der Lichtfarbe 3000 K; CRI ≥ 80; min. 70 % des Lichtstromes nach 50 000 h Lebensdauer; Schutzart IP 65, mit Druckausgleichsventil und optional Überspannungsschutz Typ 2 mit Nennableitstrom 3kA; SK I; Schlagfestigkeit IK07; Umgebungstemperaturen von -20°C bis +50°C; separater Leuchtenanschlussraum, geeignet für Durchgangsverkabelung

EN Bollard luminaire in aluminium in a simple, minimalist design; luminaire head with integrated cooling fins; +/- 90° tiltable, lockable every 30°; anodised surface and dark grey powder coated; optional mounting on screw-on base or with concrete anchors; Partially printed safety glass, fixed with stainless steel screws; high quality lens system asymmetrical light distribution; energy-efficient LEDs with very good colour rendering; binning initial ≤ 3 MacAdam; available in the light colour 3000 K; CRI ≥ 80; min. 70 % of the luminous flux after 50 000 hours; degree of protection IP 65, with pressure equalisation valve and optional surge protection typ 2 with nominal discharge current 3 kA; PC I; shock resistance IK07; ambient temperatures from -20°C to + 50°C; side coupled light, directed up and down

Features



tilt adjustment 90°, fixable from 0° - 90°



high quality lens

Standard configuration

IP RATING
IP 65

SURGE PROTECTION
yes 2
no 1

COLOUR TEMPERATURE
3000 K

CONTROL
non DIM

MATERIAL COLOUR
dark grey

Options on request

CONTROL
phase-cut DIM



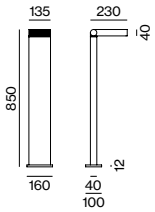

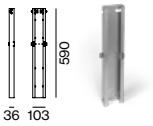

STREAMCUT bollard

220-240V | IP 65

SYSTEM POWER	COLOUR TEMP.	LUMINOUS FLUX	ORDER CODE
14 W	3000 K	980 lm	088-281S51DA

Illumination example

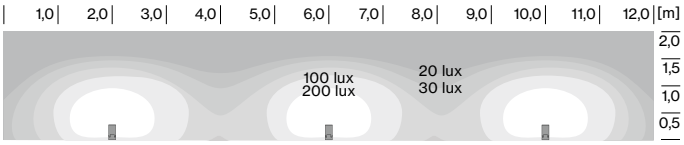

STREAMCUT BOLLARD (3 luminaires)
Distance between luminaires: 4,0 m

Accessory

ANCHORAGE UNIT

TYPE	L·W·H (mm)	ORDER CODE
ANCHORAGE UNIT	84·32·590	088-2893110

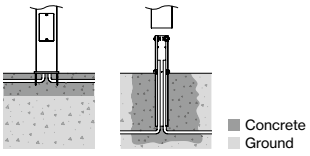

Standard mounting

Mounting with ANCHORAGE UNIT

Inspiration

Private Residence
Visualisation

PRODUCT
STREAMCUT bollard





DOC
wall

xal.com/doc



Quickinfo

GENERAL

surface mounted
IP54

LED

Mid-power LED
up to 81lm/W
3000K
CRI ≥ 80
Binning initial ≤ 3 MacAdam

ESTIMATED LED LIFETIME

L80/50000h

OPTICAL

PMMA cover opal

ELECTRICAL

non DIM

PHYSICAL

aluminium
powder-coated
optimised corrosion protection
pressure compensation valve
shock resistance IK09

Description

DE Runde Aufbauleuchte, Leuchtenkörper aus Aluminiumdruckguss; zentrale Dekorscheibe aus Aluminium mittels Magnet befestigt; Oberfläche schutzeloxiert und dunkelgrau, weiß oder schwarz pulverbeschichtet; opale Abdeckung für absolut homogene Ausleuchtung; mit erhöhter Transmission und Diffusion; energieeffiziente LEDs mit sehr guter Farbwiedergabe; Binning initial ≤ 3 MacAdam; lieferbar in der Lichtfarbe 3000K; CRI ≥ 80; min. 80% des Lichtstromes nach 50000h Lebensdauer Schutzart IP54, mit Druckausgleichsventil; SK I; Schlagfestigkeit IK09; Umgebungstemperaturen von -20°C bis +50°C; bei ø360mm: separater Leuchtenanschlussraum, geeignet für Durchgangsverkabelung

EN Round surface mounted luminaire, housing in die-cast aluminium; central decorative panel held by magnet; surface anodised and white, black or dark grey powder coated; opal cover for completely homogeneous illumination; with increased transmission and diffusion; energy-efficient LEDs with very good colour rendering; binning initial ≤ 3 MacAdam; available in the light colour 3000K; CRI ≥ 80; min. 80% of the luminous flux after 50000 hours; degree of protection IP54, with pressure equalisation valve; PC I; shock resistance IK09; ambient temperatures from -20°C to + 50°C; ø360mm: separate luminaire wiring compartment, suitable for through wiring

Features



decorative plate with magnet



robust coverage IK09

Standard configuration

IP RATING
IP 54

CONTROL
non DIM

MATERIAL COLOUR
dark grey D

D

LIGHT OPTIC COVER
opal

Extended configuration

MATERIAL COLOUR
white 7
black 8

7 8

+5 % surcharges





DOC 180 wall

220-240V | IP54 | IK09

SYSTEM POWER	COLOUR TEMP.	LUMINOUS FLUX	ORDER CODE
13 W	3000 K	930 lm	088-271051



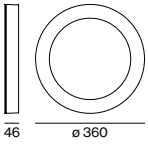

DOC 360 wall

1 ADDR. | 220-240V | IP54 | IK09

SYSTEM POWER	COLOUR TEMP.	LUMINOUS FLUX	ORDER CODE
28 W	3000 K	2260 lm	088-272051

Inspiration

Private Residence
Visualisation

PRODUCT
DOC 180 wall





SOLIS
surface

xal.com/solis



Quickinfo

GENERAL

surface mounted
IP 65
several mounting options

LED

High-power LED
up to 48 lm/W
2200 K
CRI ≥ 80
Binning initial ≤ 3 MacAdam

ESTIMATED LED LIFETIME

L70 / 50 000 h

OPTICAL

beam angle 20°, 35° (SOLIS 65)
beam angle 10°, 32° (SOLIS 110)
lens optics
glare reduction
glass cover

ELECTRICAL

non DIM

PHYSICAL

aluminium
powder-coated
optimised corrosion protection
shock resistance IK 10

Description

DE Rundes Strahlerelement in 2 Größen aus Aluminium, geeignet als Boden- bzw. Wandaufbauleuchte; Leuchtenkopf 90° schwenkbar 355° drehbar; Oberfläche schutzeloxiert und dunkelgrau pulverbeschichtet; Montage wahlweise aufgeschraubt oder mit Erdspieß; inkl. hochwertiger Linsenoptik mit 2 Ausstrahlwinkeln, dicht verklebte Abdeckung aus teilbedrucktem Sicherheitsglas (ESG); energieeffiziente LEDs mit sehr guter Farbwiedergabe; Binning initial ≤ 3 MacAdam; lieferbar in der Lichtfarbe 2200 K; CRI ≥ 80; min. 70 % des Lichtstromes nach 50 000 h Lebensdauer; Schutzart IP 65; SK I; Schlagfestigkeit IK10; Umgebungstemperaturen von -20°C bis +50°C; Spannungsversorgung über 300 mm Anschlussleitung

EN Round spotlight element in 2 sizes in aluminium, suitable as floor or wall mounted luminaire; luminaire head tiltable 90° rotatable 355°; anodised surface and dark grey powder coated; optional mounting screwed on or with ground spike; incl. high quality lens system with 2 beam angles, bonded sealed diffuser in partially printed safety glass (ESG); energy-efficient LEDs with very good colour rendering; binning initial ≤ 3 MacAdam; available in the light colour 2200 K; CRI ≥ 80; min. 70 % of the luminous flux after 50 000 hours; degree of protection IP 65; PC I; shock resistance IK10; ambient temperatures from -20°C to + 50°C; power supply via 300 mm connecting cable

Standard configuration

IP RATING
IP 65

LED LENS SOLIS 65 ▲
medium 35° M

LED LENS SOLIS 110 ▲
medium 32° M

CONTROL
non DIM

MATERIAL COLOUR
dark grey

Extended configuration

LED LENS SOLIS 65 ▲
spot 20° S

LED LENS SOLIS 110 ▲
spot 10° S



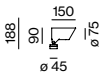

SOLIS 65 surface

220-240V | IP 65

SYSTEM POWER	COLOUR TEMP.	LUMINOUS FLUX	ORDER CODE
4 W	2200 K	180 lm	088-115051D ▲

luminous flux spot 20°



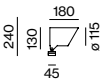

SOLIS 110 surface

220-240V | IP 65

SYSTEM POWER	COLOUR TEMP.	LUMINOUS FLUX	ORDER CODE
9 W	2200 K	430 lm	088-116051D ▲

luminous flux spot 10°

Accessory

EARTH SPIKE



TYPE	ORDER CODE
earth spike	088-119100

MOUNTING BOX SURFACE



TYPE	ORDER CODE
mounting box surface	088-119200

CONNECTION BOX IP 55



TYPE	L·W·H (mm)	ORDER CODE
connection box (ca. 50 ml)	90·45·37	086-30091
cast resin 250 ml		086-30092

Inspiration

XAL headquarters
Graz, Austria

ARCHITECT
INNOCAD Architektur ZT
Graz, Austria

PRODUCT
SOLIS surface





WISE
wall

xal.com/wise



Quickinfo

GENERAL

wall recessed
IP 54
optional concrete install. housing

LED

High-power LED
up to 56 lm/W
3000 K
CRI ≥ 80
Binning initial ≤ 3 MacAdam

ESTIMATED LED LIFETIME

L80 / 50 000 h

OPTICAL

asymmetric illumination
lens optics

ELECTRICAL

non DIM

PHYSICAL

aluminium
powder-coated
optimised corrosion protection

Description

DE Wandeinbauleuchte aus Aluminiumdruckguss, schutzeloxiert, mit umlaufendem Rand; Oberfläche weiß, grau oder dunkelgrau pulverbeschichtet; geeignet für Wandstärken von 10-25 mm; Einputzgehäuse für massive Wände als Zubehör erhältlich; asymmetrische Lichtverteilung; energieeffiziente LEDs mit sehr guter Farbwiedergabe; Binning initial ≤ 3 MacAdam; lieferbar in der Lichtfarbe 3000 K; CRI ≥ 80; min. 80 % des Lichtstromes nach 50 000 h Lebensdauer; Schutzart IP 54; SK I

EN Recessed wall luminaire made of anodised die-cast aluminium with trim; surface powder coated in white, grey or dark grey; suitable for wall thickness of 10-25 mm; flush housing for solid walls available as accessory; asymmetrical light distribution; energy-efficient LEDs with very good colour rendering; binning initial ≤ 3 MacAdam; available in the light colour 3000 K; CRI ≥ 80; min. 80 % of the luminous flux after 50 000 hours; degree of protection IP 54; PC I

Standard configuration

IP RATING
IP 54

CONTROL
non DIM

MATERIAL COLOUR

white	7
grey	6
dark grey	D

7 | 6 | D

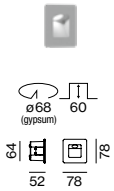

WISE MINI wall

220-240V | IP 54

SYSTEM POWER	COLOUR TEMP.	LUMINOUS FLUX	ORDER CODE
1,4 W	3000 K	80 lm	052-745051



WISE wall

220-240V | IP 54

SYSTEM POWER	COLOUR TEMP.	LUMINOUS FLUX	ORDER CODE
1,4 W	3000 K	80 lm	052-746051

Accessory

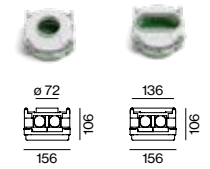

INSTALLATION HOUSING FOR CONCRETE

TYPE	ORDER CODE
WISE MINI	052-741991 0
WISE	052-743991 0

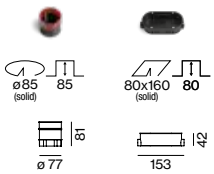

INSTALLATION HOUSING FOR SOLID WALLS

TYPE	ORDER CODE
WISE MINI	052-741992 0
WISE	052-743992 0

Inspiration

Private Residence
Visualisation

PRODUCT
WISE wall, WISE MINI wall





LETU 65
recessed

xal.com/letu





Quickinfo

GENERAL

recessed
IP 67
several installation housings

LED

High-power LED
up to 45 lm/W
3000 K
CRI ≥ 80
Binning initial ≤ 3 MacAdam

ESTIMATED LED LIFETIME

L70 / 50 000 h

OPTICAL

beam angle 20°, 35°
lens optics
cover opal
glass cover

ELECTRICAL

non DIM
300 mm connection cable

PHYSICAL

aluminium
anodised
optimised corrosion protection
shock resistance IK 10

Description

DE Runder Bodeneinbaustrahler aus Aluminium, schutzeloxiert; begehbar ausgeführt; kein sichtbarer Rand bei Verwendung des Boden- bzw. Wandeinbaugehäuses; Montagering für Einbau in Decken oder Holzböden mit umlaufenden Rand geeignet für 1-25 mm Materialstärke; dicht verklebte Abdeckung aus 12 mm Sicherheitsglas (ESG); wahlweise mit hochwertiger Linsenoptik mit 2 Ausstrahlwinkeln (Abdeckung teilbedruckt); oder mit homogen ausgeleuchteter, satinierter Abdeckung; energieeffiziente LEDs mit sehr guter Farbwiedergabe; Binning initial ≤ 3 MacAdam; lieferbar in der Lichtfarbe 3000 K; CRI ≥ 80; min. 70 % des Lichtstromes nach 50 000 h Lebensdauer; Schutzart IP 67; SK I; Schlagfestigkeit IK10; Umgebungstemperaturen von -20°C bis +50°C; Spannungsversorgung über 300 mm Anschlussleitung

EN Round floor recessed luminaire made of anodised aluminium; accessible design; no visible edge when using floor or wall installation housing; mounting ring for installation in ceilings or wooden floors with with trim suitable for a material thickness of 1-25 mm; tightly bonded cover in 12 mm safety glass (ESG); with optional high-quality lens system with 2 beam angles (diffuser partially printed); or with homogeneously illuminated, satinised diffuser; energy-efficient LEDs with very good colour rendering; binning initial ≤ 3 MacAdam; available in the light colour 3000 K; CRI ≥ 80; min. 70 % of the luminous flux after 50 000 hours; degree of protection IP 67; PC I; shock resistance IK10; ambient temperatures from -20°C to + 50°C; power supply via 300 mm connecting cable

Features



optionally for ceilings

Standard configuration

IP RATING
IP 67

COLOUR TEMPERATURE
3000 K

CONTROL
non DIM

LED LENS ▲
spot 20° S
medium 35° M

LIGHT OPTIC COVER
opal



LETU 65 lens

220-240V | IP 67 | IK 10

SYSTEM POWER	COLOUR TEMP.	LUMINOUS FLUX	ORDER CODE
4 W	3000 K	180 lm	088-561051 6 ▲



LETU 65 opal

220-240V | IP 67 | IK 10

SYSTEM POWER	COLOUR TEMP.	LUMINOUS FLUX	ORDER CODE
4 W	3000 K	120 lm	088-561051 6 O

Mounting accessories

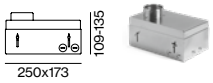

TRIMLESS MOUNTING HOUSING
for installation in floors

TYPE	L·W·H (mm)	ORDER CODE
standard	250·173·109-135	086-31126

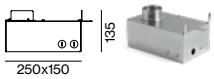

TRIMLESS MOUNTING HOUSING
for brick and concrete walls

TYPE	L·W·H (mm)	ORDER CODE
standard	250·150·135	086-31226

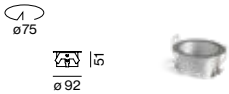

MOUNTING SET WITH TRIM
for installation in ceilings/wooden floor 1-25 mm

TYPE	Ø·H (MM)	ORDER CODE
standard	92·51	086-31305

offset (10 mm) ring included

Accessories



COVER FRAME FOR FLOOR MOUNTING

TYPE	Ø·H (MM)	ORDER CODE
cover frame	80·20	086-31406



VACUUM CAP

TYPE	ORDER CODE
vacuum cap	086-30000



CONNECTION BOX IP 55

TYPE	L·W·H (mm)	ORDER CODE
connection box (ca. 50 ml)	90·45·37	086-30091
cast resin 250 ml		086-30092

LETU 110
recessed

xal.com/letu



Quickinfo

GENERAL

floor recessed
IP 67
several installation housings

LED

High-power LED / COB LED module
Up to 63 lm/W
3000 K
CRI ≥ 80
Binning initial ≤ 3 MacAdam

ESTIMATED LED LIFETIME

L70 / 50 000 h

OPTICAL

beam angle 35°
lens optics
cover opal
glass cover

ELECTRICAL

non DIM
300 mm connection cable

PHYSICAL

aluminium
anodised
optimised corrosion protection
shock resistance IK 10

Description

DE Runder Bodeneinbaustrahler aus Aluminium, schutzeloxiert; begehbar ausgeführt; kein sichtbarer Rand bei Verwendung des Boden- bzw. Wandeinbaugehäuses; dicht verklebte Abdeckung aus 12 mm Sicherheitsglas (ESG); wahlweise mit hochwertiger Linsenoptik (Abdeckung teilbedruckt); oder Einzellinse aus Glas (Abdeckung nicht satiniert); oder mit homogen ausgeleuchteter, satinierter Abdeckung; energieeffiziente LEDs mit sehr guter Farbwiedergabe; Binning initial ≤ 3 MacAdam; lieferbar in der Lichtfarbe 3000 K; CRI ≥ 80; min. 70 % des Lichtstromes nach 50 000 h Lebensdauer; Schutzart IP 67; SK I; Schlagfestigkeit IK10; Umgebungstemperaturen von -20°C bis +50°C; Spannungsversorgung über 300 mm Anschlussleitung

EN Round floor recessed luminaire made of anodised aluminium; accessible design; no visible edge when using floor or wall installation housing; tightly bonded cover in 12 mm safety glass (ESG); with optional high-quality lens system (diffuser partially printed); or single lens made of glass, cover not satinised; or with homogeneously illuminated, satinised diffuser; energy-efficient LEDs with very good colour rendering; binning initial ≤ 3 MacAdam; available in the light colour 3000 K; CRI ≥ 80; min. 70 % of the luminous flux after 50 000 hours; degree of protection IP 67; PC I; shock resistance IK10; ambient temperatures from -20°C to + 50°C; power supply via 300 mm connecting cable

Standard configuration

IP RATING
IP 67

COLOUR TEMPERATURE
3000 K

CONTROL
non DIM

LED LENS

spot 24°	S
medium 35°	M

LIGHT OPTIC COVER
opal

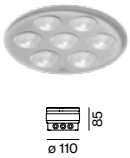

LETU 110 lens

220-240V | IP 67 | IK 10

SYSTEM POWER	COLOUR TEMP.	LUMINOUS FLUX	ORDER CODE
9 W	3000 K	420 lm	088-562151 6M



LETU 110 opal

220-240V | IP 67 | IK 10

SYSTEM POWER	COLOUR TEMP.	LUMINOUS FLUX	ORDER CODE
9 W	3000 K	290 lm	088-562151 6O



LETU 110 single spot 24°

220-240V | IP 67 | IK 10

SYSTEM POWER	COLOUR TEMP.	LUMINOUS FLUX	ORDER CODE
12 W	3000 K	740 lm	088-562351 6S

Mounting accessories

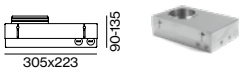

TRIMLESS MOUNTING HOUSING
for installation in floors

TYPE	L·W·H (mm)	ORDER CODE
standard	305·223·90-135	086-311 66

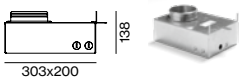

TRIMLESS MOUNTING HOUSING
for brick and concrete walls

TYPE	L·W·H (mm)	ORDER CODE
standard	303·200·138	086-312 66

Accessories



COVER FRAME FOR FLOOR MOUNTING

TYPE	Ø·H (MM)	ORDER CODE
cover frame	135·20	086-314 46



VACUUM CAP

TYPE	ORDER CODE
VACUUM CAP	086-300 00



CONNECTION BOX IP 55

TYPE	L·W·H (mm)	ORDER CODE
connection box (ca. 50 ml)	90·45·37	086-300 91
cast resin 250 ml		086-300 92

Inspiration

Vineyard Georgiberg
Berghausen, Austria

PRODUCT
LETU 110 recessed

ARCHITECT
DI Helmut Perner
Preding, Austria







LECU 65
recessed

xal.com/lecu





Quickinfo

GENERAL

floor recessed
IP 67
several installation housings

LED

High-power LED
up to 45 lm/W
3000 K
CRI ≥ 80
Binning initial ≤ 3 MacAdam

ESTIMATED LED LIFETIME

L70 / 50 000 h

OPTICAL

asymmetric illumination
beam angle 30°
lens optics
cover opal
glass cover

ELECTRICAL

non DIM
300 mm connection cable

PHYSICAL

aluminium
anodised
optimised corrosion protection
shock resistance IK 10

Description

DE Quadratischer Bodeneinbaustrahler aus Aluminium, schutzeloxiert; begehbar ausgeführt; kein sichtbarer Rand bei Verwendung des Boden- bzw. Wandeinbaugehäuses; Montagering für Einbau in Decken oder Holzböden mit umlaufenden Rand geeignet für 1-25 mm Materialstärke; dicht verklebte Abdeckung aus 12 mm Sicherheitsglas (ESG); wahlweise mit hochwertiger Linsenoptik (Abdeckung teilbedruckt); oder mit homogen ausgeleuchteter, satinierter Abdeckung; optional Linsen mit Wallwashercharakteristik (7° zur Vertikalen geneigt) verfügbar; energieeffiziente LEDs mit sehr guter Farbwiedergabe; Binning initial ≤ 3 MacAdam; lieferbar in der Lichtfarbe 3000 K; CRI ≥ 80; min. 70 % des Lichtstromes nach 50 000 h Lebensdauer; Schutzart IP 67; SK I; Schlagfestigkeit IK10; Umgebungstemperaturen von -20°C bis +50°C; Spannungsversorgung über 300 mm Anschlussleitung

EN Square recessed ground spotlight made of anodised aluminium; accessible design; no visible edge when using floor or wall installation housing; mounting ring for installation in ceilings or wooden floors with with trim suitable for a material thickness of 1-25 mm; tightly bonded cover in 12 mm safety glass (ESG); with optional high-quality lens system (diffuser partially printed); or with homogeneously illuminated, satinised diffuser; optional lenses available with wall washer characteristic (7° incline to vertical); energy-efficient LEDs with very good colour rendering; binning initial ≤ 3 MacAdam; available in the light colour 3000 K; CRI ≥ 80; min. 70 % of the luminous flux after 50 000 hours; degree of protection IP 67; PC I; shock resistance IK10; ambient temperatures from -20°C to + 50°C; power supply via 300 mm connecting cable

Features



optionally for ceilings

Standard configuration

IP RATING
IP 67

COLOUR TEMPERATURE
3000 K

CONTROL
non DIM

LED LENS
medium 30°

LIGHT OPTIC COVER
opal



LECU 65 lens

220-240V | IP 67 | IK 10

SYSTEM POWER	COLOUR TEMP.	LUMINOUS FLUX	ORDER CODE
5 W	3000 K	240 lm	088-571051 6M



LECU 65 asymmetric

220-240V | IP 67 | IK 10

SYSTEM POWER	COLOUR TEMP.	LUMINOUS FLUX	ORDER CODE
5 W	3000 K	240 lm	088-571251 6M

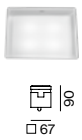

LECU 65 opal

220-240V | IP 67 | IK 10

SYSTEM POWER	COLOUR TEMP.	LUMINOUS FLUX	ORDER CODE
5 W	3000 K	160 lm	088-571051 6O

Mounting accessories

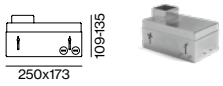

TRIMLESS MOUNTING HOUSING
for installation in floors

TYPE	L·W·H (mm)	ORDER CODE
standard	250·173·109-135	086-30126

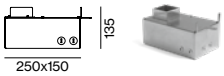

TRIMLESS MOUNTING HOUSING
for brick and concrete walls

TYPE	L·W·H (mm)	ORDER CODE
standard	250·150·135	086-30226

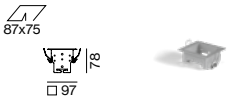

MOUNTING SET WITH TRIM
for installation in ceilings/wooden floor 1-25 mm

TYPE	L·W·H (mm)	ORDER CODE
standard	97·97·78	086-30305

offset (10 mm) ring included

Accessories



COVER FRAME FOR FLOOR MOUNTING

TYPE	Ø·H (MM)	ORDER CODE
cover frame	80·80·20	086-30406



VACUUM CAP

TYPE	ORDER CODE
vacuum cap	086-30000



CONNECTION BOX IP 55

TYPE	L·W·H (mm)	ORDER CODE
connection box (ca. 50 ml)	90·45·37	086-30091
cast resin 250 ml		086-30092

LECU 110
recessed

xal.com/lecu





Quickinfo

GENERAL

floor recessed
IP 67
several installation housings

LED

High-power LED
up to 45 lm/W
3000 K
CRI ≥ 80
Binning initial ≤ 3 MacAdam

ESTIMATED LED LIFETIME

L70 / 50 000 h

OPTICAL

asymmetric illumination
beam angle 30°
lens optics
cover opal
glass cover

ELECTRICAL

non DIM
300 mm connection cable

PHYSICAL

aluminium
anodised
optimised corrosion protection
shock resistance IK 10

Description

DE Quadratischer Bodeneinbaustrahler aus Aluminium, schutzeloxiert; begehbar ausgeführt; kein sichtbarer Rand bei Verwendung des Boden- bzw. Wandeinbaugehäuses; dicht verklebte Abdeckung aus 12 mm Sicherheitsglas (ESG); wahlweise mit hochwertiger Linsenoptik (Abdeckung teilbedruckt); oder mit homogen ausgeleuchteter, satinierter Abdeckung; optional Linsen mit Wallwasher-charakteristik (7° zur Vertikalen geneigt) verfügbar; energieeffiziente LEDs mit sehr guter Farbwiedergabe; Binning initial ≤ 3 MacAdam; lieferbar in der Lichtfarbe 3000 K; CRI ≥ 80; min. 70 % des Lichtstromes nach 50 000 h Lebensdauer; Schutzart IP 67; SK I; Schlagfestigkeit IK10; Umgebungstemperaturen von -20°C bis +50°C; Spannungsversorgung über 300 mm Anschlussleitung

EN Square recessed ground spotlight made of anodised aluminium; accessible design; no visible edge when using floor or wall installation housing; tightly bonded cover in 12 mm safety glass (ESG); with optional high-quality lens system (diffuser partially printed); or with homogeneously illuminated, satinised diffuser; optional lenses available with wall washer characteristic (7° incline to vertical); energy-efficient LEDs with very good colour rendering; binning initial ≤ 3 MacAdam; available in the light colour 3000 K; CRI ≥ 80; min. 70 % of the luminous flux after 50 000 hours; degree of protection IP 67; PC I; shock resistance IK10; ambient temperatures from -20°C to + 50°C; power supply via 300 mm connecting cable

Standard configuration

IP RATING
IP 67

COLOUR TEMPERATURE
3000 K

CONTROL
non DIM

LED LENS
medium 30°

LIGHT OPTIC COVER
opal



LECU 110 lens

220-240V | IP 67 | IK 10

SYSTEM POWER	COLOUR TEMP.	LUMINOUS FLUX	ORDER CODE
12 W	3000 K	540 lm	088-572151 6M



LECU 110 asymmetric

220-240V | IP 67 | IK 10

SYSTEM POWER	COLOUR TEMP.	LUMINOUS FLUX	ORDER CODE
12 W	3000 K	530 lm	088-572251 6M



LECU 110 opal

220-240V | IP 67 | IK 10

SYSTEM POWER	COLOUR TEMP.	LUMINOUS FLUX	ORDER CODE
12 W	3000 K	370 lm	088-572151 6O

Mounting accessories

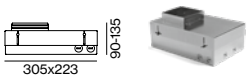

TRIMLESS MOUNTING HOUSING
for installation in floors

TYPE	L·W·H (mm)	ORDER CODE
standard	305·223·90-135	086-30166

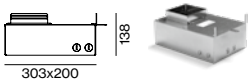

TRIMLESS MOUNTING HOUSING
for brick and concrete walls

TYPE	L·W·H (mm)	ORDER CODE
standard	305·200·138	086-30266

Accessories



COVER FRAME FOR FLOOR MOUNTING

TYPE	L·W·H (mm)	ORDER CODE
cover frame	140·140·22	086-30456



VACUUM CAP

TYPE	ORDER CODE
vacuum cap	086-30000



CONNECTION BOX IP 55

TYPE	L·W·H (mm)	ORDER CODE
connection box (ca. 50 ml)	90·45·37	086-30091
cast resin 250 ml		086-30092

Inspiration

XALcc
Graz, Austria

ARCHITECT
INNOCAD Architektur ZT
Graz, Austria

PRODUCT
LECU 65 recessed





FILO 160
round / square
trim

xal.com/filo





Quickinfo

GENERAL

floor recessed
IP 67
optional installation housing

LED

COB LED module
up to 53 lm/W
3000 K
CRI ≥ 80
Binning initial ≤ 3 MacAdam

ESTIMATED LED LIFETIME

L70 / 50 000 h

OPTICAL

beam angle 24°, 40°
adjustable optics
lens optics
glass cover

ELECTRICAL

non DIM

PHYSICAL

aluminium, stainless steel
optimised corrosion protection

Description

DE Bodeneinbaustrahler aus Aluminiumdruckguss, schutzeloxiert; überrollbar bis 2000 kg; wahlweise mit rundem oder quadratischem Abdeckring aus geschliffenem Edelstahl; keine sichtbaren Schrauben; Bodeneinbaugehäuse aus schwarzem, hochfestem Kunststoff als Zubehör erhältlich; Einzellinse aus Glas, dicht verklebte Abdeckung aus 12 mm Sicherheitsglas (ESG); optional in +/- 15° schwenkbarer Ausführung lieferbar; energieeffiziente LEDs mit sehr guter Farbwiedergabe; Binning initial ≤ 3 MacAdam; lieferbar in der Lichtfarbe 3000 K; CRI ≥ 80; min. 70 % des Lichtstromes nach 50 000 h Lebensdauer; Schutzart IP 67; SK I; Umgebungstemperaturen von -20°C bis +50°C; Leuchte mit integriertem Konverter mit Harz ausgegossen

EN Recessed floor spotlight made of anodised die-cast aluminium; roll-over weight up to 2000 kg; optionally with round or square bezel made of polished stainless steel; no visible screws; recessed floor housing in black, high-strength plastic, available as an accessory; single glass lens, bonded sealed cover in 12 mm safety glass (ESG); optional in +/- 15° schwenkbarer Ausführung lieferbar; energy-efficient LEDs with very good colour rendering; binning initial ≤ 3 MacAdam; available in the light colour 3000 K; CRI ≥ 80; min. 70 % of the luminous flux after 50 000 hours; degree of protection IP 67; PC I; ambient temperatures from -20°C to + 50°C; Luminaire with integrated converter filled with resin

Features



H_2O stop

Standard configuration

IP RATING
IP 67

CONTROL
non DIM

LED LENS ▲
flood 40° F

Extended configuration

LED LENS ▲
medium 24° M

Options on request

COLOUR RENDERING INDEX
CRI ≥ 90



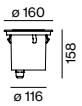

FILO 160 round






SYSTEM POWER	COLOUR TEMP.	LUMINOUS FLUX	ORDER CODE
12 W	3000 K	500 lm	088-535351 5 ▲



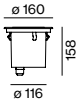

FILO 160 round turn






SYSTEM POWER	COLOUR TEMP.	LUMINOUS FLUX	ORDER CODE
8 W	3000 K	440 lm	088-535151 5 ▲



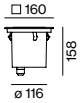

FILO 160 square






SYSTEM POWER	COLOUR TEMP.	LUMINOUS FLUX	ORDER CODE
12 W	3000 K	500 lm	088-536351 5 ▲



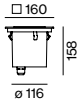

FILO 160 square turn






SYSTEM POWER	COLOUR TEMP.	LUMINOUS FLUX	ORDER CODE
8 W	3000 K	440 lm	088-536151 5 ▲

Mounting accessories

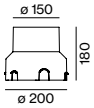



MOUNTING HOUSING

TYPE	ORDER CODE
standard	088-539001 8

Accessories



CONNECTION BOX IP 55

TYPE	L·W·H (mm)	ORDER CODE
connection box (ca. 50 ml)	90·45·37	086-300 9 1
cast resin 250 ml		086-300 9 2



VACUUM CAP

TYPE	ORDER CODE
vacuum cap	086-300 0 0

Inspiration

Private Residence
Wörthersee, Austria

PRODUCT
FILO 160 round turn

ARCHITECT
ROOMS - ATELIER ARMW GmbH
Ebenthal, Austria

INTERIOR DESIGN
Rooms
Klagenfurt, Austria







10


14:10
Control
Living Room
Sort
Spot
Ceiling
Wall
RGB
Jalousie

TECHNISCHE INFORMATIONEN
TECHNICAL INFORMATION

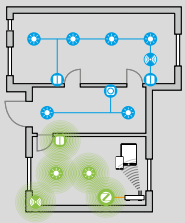

LIGHTING CONTROLS

810

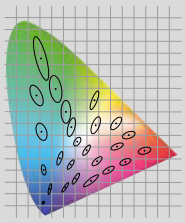

TECHNOLOGY

814

Overview lighting controls

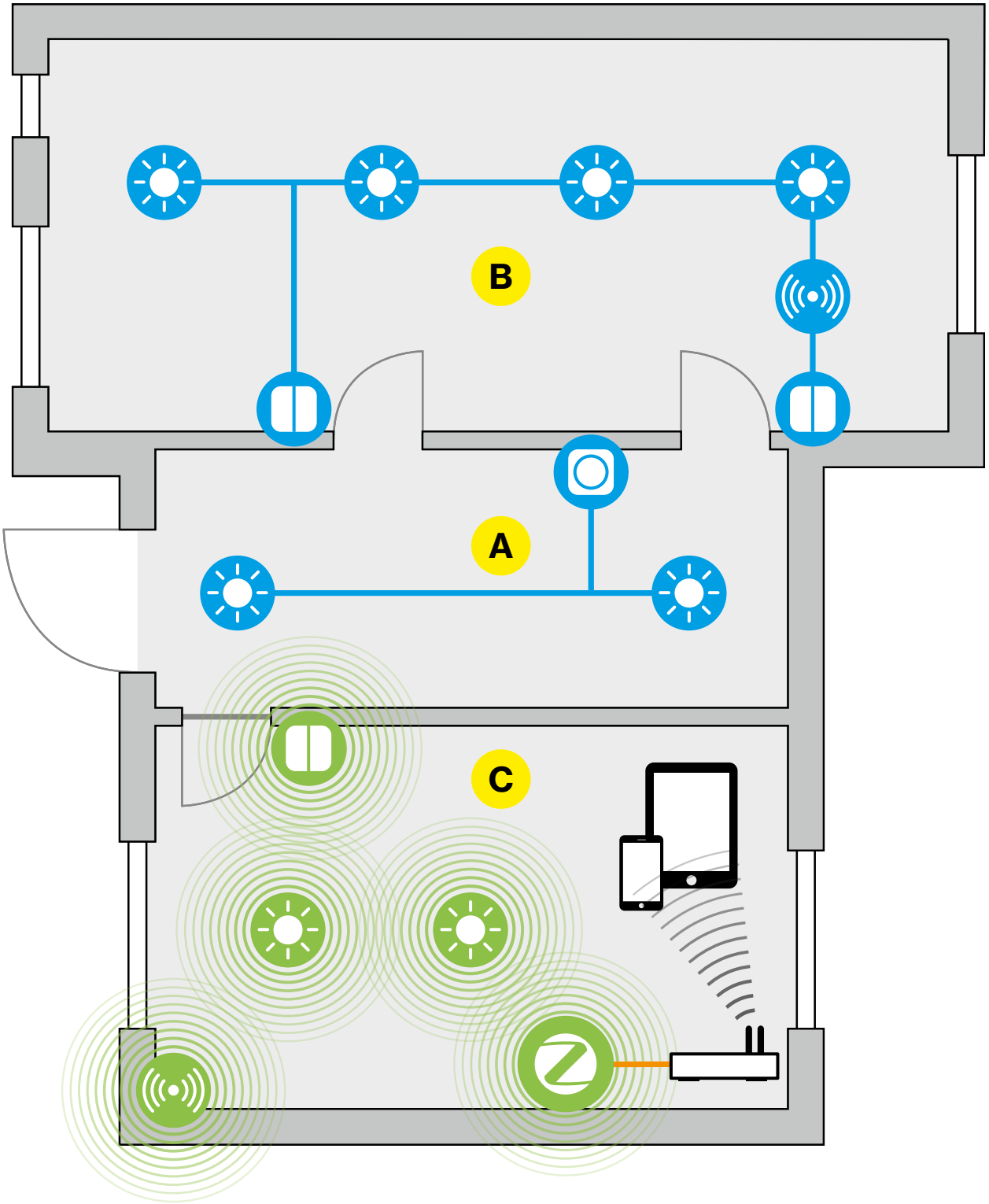

Light ZigBee
Wall switch ZigBee
Sensor ZigBee
ZigBee gateway
CAT5 Ethernet
ZigBee
Light DALI
Wall switch DALI
WLAN router
DALI Bus
WLAN
Sensor DALI
Rotary dimmer DALI
Smart device

A Basic Lighting Control



DE Drehschalter zum intuitiven manuellen Dimmen, Schalten und Einstellen der Farbtemperatur (DALI MCU Tunable White); geeignet für bis zu 25 elektronische Vorschaltgeräte; bis zu 4 DALI MCU zum Aufbau mehrerer Bedienstellen; automatische Synchronisation zwischen den Bedienstellen; Rahmen und Drehknopf in neutralweiß.

EN Rotary switch for intuitive manual dimming, switching and setting of the colour temperature (DALI MCU Tunable White); suitable for up to 25 electronic ballast units; up to 4 DALI MCUs for setting up several control points; automatic synchronisation between the control points; mount and knob in neutral white.

DALI MCU 220-240 V

TYPE	L·W·H (mm)	ORDER CODE
DALI MCU dimmer	80·80·50	002-52160

DALI MCU TUNABLE WHITE 220-240 V

TYPE	L·W·H (mm)	ORDER CODE
DALI MCU Tunable White	80·80·50	002-52161

B Basic Lighting Control and Automation



DE Tasterinterface zur einfachen Steuerung von DALI-Leuchten; die Steuerung erfolgt mittels DALI-Broadcast-Befehlen; max. 2 x 16 DALI-EVG; Anbindung von Sensoren möglich.

EN Button interface for the simple control of DALI luminaires; it is controlled by use of DALI broadcast commands; max. 2 x 16 DALI electronic ballasts; connection to sensors possible.

DALI ECO CONTROL 220-240 V

TYPE	L·W·H (mm)	ORDER CODE
DALIeco control	118·30·21	002-52162
ceiling insertion kit		002-52163

MASTER REMOTE

TYPE	L·W·H (mm)	ORDER CODE
DALIeco master remote	230·45·13	002-52166

USER REMOTE

TYPE	L·W·H (mm)	ORDER CODE
DALIeco user remote	230·45·13	002-52167

DAYLIGHT AND MOVEMENT SENSOR - PIR

TYPE	L·W·H (mm)	ORDER CODE
DALIeco LS/PD LI NP	48·17·15	002-52164

DAYLIGHT AND MOVEMENT SENSOR - HF

TYPE	L·W·H (mm)	ORDER CODE
HF LS LI	56·28·21	002-52165

C Wireless Lighting Management



DE Zentrale Basis für kabelloses Lichtsteuerungssystem auf ZigBee-Funkstandard; bis zu 100 Lichtpunkte, Sensoren und Taster möglich; intuitive Konfiguration und Steuerung per Smart Devices; Stand-alone-Betrieb oder Integration in eine bestehende IT-Infrastruktur; Einbindung von DALI-Komponenten.

EN Central base for wireless lighting control system based on ZigBee radio standard; up to 100 light points, sensors and buttons possible; intuitive configuration and control using smart devices; stand-alone operation or integrated into an existing IT infrastructure; integration of DALI components.

LIGHTIFY PRO GATEWAY 220-240 V

TYPE	L·W·H (mm)	ORDER CODE
LIGHTIFY Pro Gateway	160·85·26	002-52168

LIGHTIFY PRO DSE 220-240 V

TYPE	L·W·H (mm)	ORDER CODE
LIGHTIFY Pro DSE	200·30·21	002-52169

LIGHTIFY PRO DSE + HF SENSOR

TYPE	L·W·H (mm)	ORDER CODE
LIGHTIFY Pro DSE HF	45·45·18	002-52172

LIGHTIFY PRO DSE + PIR SENSOR

TYPE	L·W·H (mm)	ORDER CODE
LIGHTIFY Pro DSE PIR	200·30·21	002-52171

LIGHTIFY PRO PBC 220-240 V

TYPE	L·W·H (mm)	ORDER CODE
LIGHTIFY Pro PBC	45·45·18	002-52170

Overview lighting controls

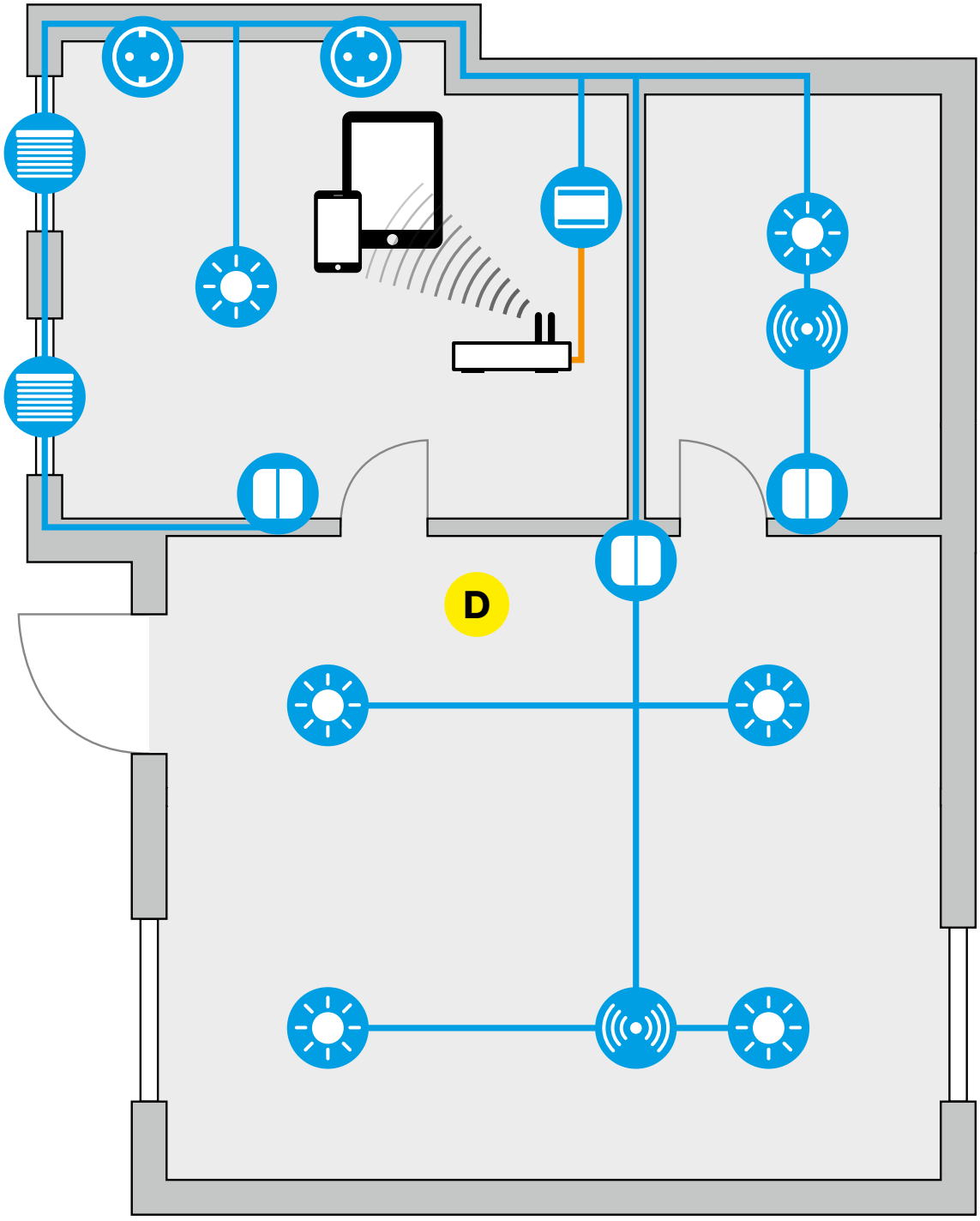

Light
Power socket
Wall switch
WLAN router
CAT5 Ethernet
DALI Bus
Jalousie
Sensor
DALI gateway
Smart device
WLAN

D Advanced Lighting Control and Management



DE Steuergerät zu XAL-LC-DALI-App; Verwaltung von max. 64 Adressen, 16 Gruppen und 16 Szenen; Inbetriebnahme direkt über iPhone/iPad; Einbindung in ein bestehendes Netzwerk bzw. WLAN erforderlich; leichte Einbindung von Zusatzkomponenten (DALI XC, Bewegungs- und Helligkeitssensor); Jalousie-Ansteuerung möglich; XAL LC App im App Store kostenlos downloadbar.

EN Control unit for XAL LC DALI app; control of up to 64 addresses, 16 groups and 16 scenes; activation directly via iPhone/iPad; integration in existing network or WLAN necessary; easy extension with other components (DALI XC, Motion Sensor and light sensor); control of window blinds possible; free download of the XAL LC app from the App Store.

iPHONE DALI GATEWAY 12-48 V DC

TYPE	ORDER CODE
iPhone DALI Gateway	002-52069

POWER SUPPLY 220-240 V

TYPE	L·W·H (mm)	ORDER CODE
24V	93·25·56	002-59891

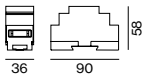

DALI POWER SUPPLY 220-240 V

TYPE	L·W·H (mm)	ORDER CODE
PS 240 mA	90·36·58	002-59871

for top-hat-rail mounting

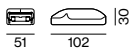

DALI POWER SUPPLY 120-240 V

TYPE	L·W·H (mm)	ORDER CODE
XPS1 200 mA	102·51·30	002-59880

for ceiling insertion



DALI RELAY ACTOR

TYPE	L·W·H (mm)	ORDER CODE
1 channel	120·115·95	002-52067
3 channel	120·115·95	002-52068

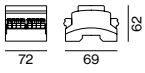

DALI REPEATER 100-240 V

TYPE	L·W·H (mm)	ORDER CODE
DALI Repeater	72·69·62	132-301093

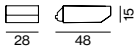

DALI MODULE for group/scene control

TYPE	L·W·H (mm)	ORDER CODE
XC	48·28·15	002-54026

DALI control of 4 scenes / 2 groups

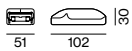

DALI PCD/S PHASE DIMMER 220-240 V

TYPE	L·W·H (mm)	ORDER CODE
1-300 VA	102·51·30	002-54041

for ceiling insertion

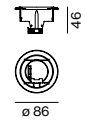

LIGHT SENSOR / MOTION DETECTOR 6mA

TYPE	Ø·H (mm)	ORDER CODE
ceiling mounted	86·46	002-54051

operating area at 2.5m (ø5m) / max. height 5m / tiltable ± 15°

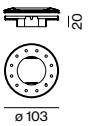

LIGHT SENSOR / MOTION DETECTOR 6mA

TYPE	Ø·H (mm)	ORDER CODE
socket mounted	103·20	002-54053

operating area at 2.5m (ø5m) / max. height 5m / tiltable ± 15°

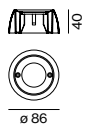

LIGHT SENSOR / MOTION DETECTOR 6mA

TYPE	Ø·H (mm)	ORDER CODE
surface mounted	86·40	002-54058

operating area 2.5m (ø5m) / max. mounting height 5m



DALI BLIND INTERFACE 220-240 V

TYPE	L·W·H (mm)	ORDER CODE
jalousie interface	105·51·30	002-52071

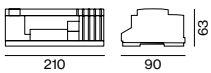

DALI BLIND ACTOR 220-240 V

TYPE	L·W·H (mm)	ORDER CODE
4 AC motors	210·90·63	002-52070

More wireless systems

DE Für weitere Systeme zur kabellosen Steuerung von XAL-Leuchten mit Funktechnologien wie ZigBee, Enocean und Z-Wave besuchen Sie bitte unsere Website unter www.xal.com/de/services

EN For further details of wireless control systems for XAL luminaires using radio technologies, such as ZigBee, Enocean and Z-Wave, please visit our website at www.xal.com/en/services/

Technology control

Dali Lighting Control

DE Das Steuerungsprotokoll DALI (DIGITAL ADDRESSABLE LIGHTING INTERFACE) ist in der Gebäudeautomatisierung ein Standard zur Steuerung von lichttechnischen Betriebsgeräten. Zur Installation wird nur eine 2-adrige Steuerleitung benötigt, welche auch gemeinsam mit der Spannungsversorgung in einer fünfadrigen Mantelleitung mitgeführt werden kann. Die maximale Leitungslänge beträgt 300 Meter, bei einem Leitungsquerschnitt von 1,5 mm². Insgesamt können pro DALI-Linie bis zu 64 Adressen und/oder 16 Gruppen bzw. 16 Szenen angesteuert werden.

Dali Lighting Control

EN The DALI (DIGITAL ADDRESSABLE LIGHTING INTERFACE) control protocol is a standard for the control of lighting devices in building automation. A two-wire control cable is all that is required for installation, which can also be run alongside the supply voltage in a five-core cable. The maximum cable length is 300 metres, with a cable cross-section of 1.5 mm². In total, up to 64 addresses and/or 16 groups or 16 lighting settings can be controlled per DALI line.

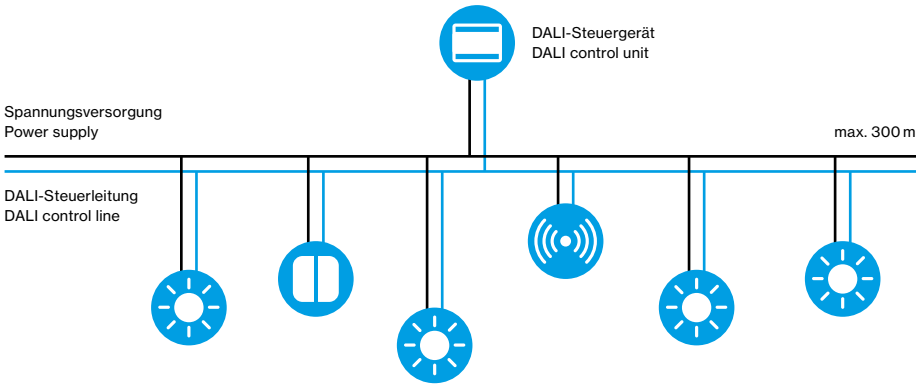

WIRELESS ZigBee Lighting Control

DE Das Funkprotokoll ZigBee hat sich im Smart-Home-Bereich und insbesondere in der Lichtsteuerung zum Standard entwickelt. Seit der neuesten ZigBee-Version 3.0 wurden die bisher einzelnen Profile zu einem multifunktionalen und uniformen Protokoll zusammengefasst. Dies ermöglicht ein flexibles und unkompliziertes Vernetzen verschiedener Gerätetypen unterschiedlicher Hersteller. Damit lassen sich z.B. Leuchten, Sensoren und Taster intuitiv per Mobile App ansteuern und einstellen. Die XAL-Leuchten, die mit einem durch die ZigBee-Alliance zertifizierten ZigBee-3.0-Modul ausgestattet sind, erfüllen die höchsten Sicherheitsstandards und Kompatibilitätskriterien:

- führender Funkstandard im Smart Lighting
- keine zusätzliche Verkabelung nötig
- ausgereifte Sicherheitsmechanismen
- einfache Steuerung und Einrichtung per App
- hohe Reichweiten dank Mesh-Netzwerk

WIRELESS ZigBee Lighting Control

EN The ZigBee wireless protocol has become a standard in the smart home sector, particularly for control of lighting. Since the latest version of ZigBee 3.0, the individual profiles have been combined into a multifunctional and uniform protocol. This enables flexible and uncomplicated networking of different types of devices from varying manufacturers. This allows intuitive control and setting of luminaires, sensors and buttons, for example, using a smartphone app. The XAL luminaires, fitted with the ZigBee 3.0 module and certified by the ZigBee Alliance, meet the highest safety standards and compatibility criteria

- Leading radio standard for smart lighting
- No additional wiring required
- Sophisticated safety mechanisms
- Easy control and set-up using smartphone app
- High coverage range due to mesh network

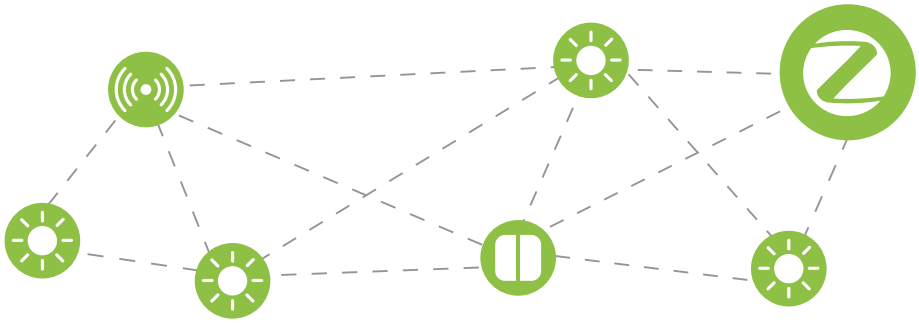

Technology lighting

Lichtstärkeverteilungskurve

DE Das Lichtstärkeverteilungsdiagramm stellt die Werte in Querrichtung mit einer durchgehenden Linie (C0-C180) und in Längsrichtung mit einer strichlierten Linie (C90-C270) dar.

Light intensity distribution curve

EN The light intensity distribution diagram shows the values in the transverse direction with a solid line (C0-C180) and in the longitudinal direction with a dashed line (C90-C270).

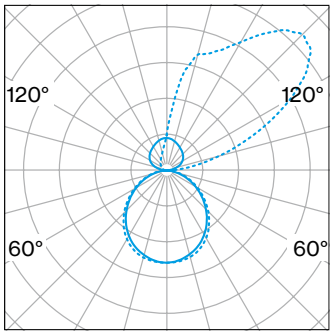

Lichtkegeldiagramm

DE Das Lichtkegeldiagramm zeigt die mittleren Beleuchtungsstärkewerte (lx) mit folgenden Kenngrößen:
h (m): Abstand der Lichtaustrittsfläche zur Bezugsebene (senkrecht zur Lichtquelle)
E (lx): Maximale Beleuchtungsstärke für die entsprechende Lichtpunkthöhe (m)
ø (m): Lichtkegeldurchmesser (m), charakterisiert dadurch, dass am Kegelrand die Hälfte des maximalen Beleuchtungsstärkewertes vorliegt.

Light cone chart

EN The light cone diagram shows the mean illuminance values (lx) with the following parameters:
h (m): Distance of the light exit surface to the reference plane (perpendicular to the light source)
E (lx): Maximum illuminance for the corresponding light spot height (m)
ø (m): Light beam diameter (m) is specified when half of the maximum illuminance value is present at the cone edge.

h (m)	E (lx)	ø (m)
1	2534	ø 0,48
2	633	ø 0,96
3	281	ø 1,44
4	158	ø 1,92
5	101	ø 2,40

Technology
LED

Allgemein

DE Die LED-Technologie, darunter ist die Lichterzeugung durch Elektrolumineszenz zu verstehen, hat in den letzten 10 Jahren alle anderen Beleuchtungstechnologien vom Markt verdrängt. Sowohl die um ca. 50 % höhere Energieeffizienz als auch der nur in eine Richtung gerichtete Lichtaustritt sind für diese Entwicklung gegenüber Leuchstofflampen maßgeblich verantwortlich. Zusätzlich verringert die ca. 4-mal so hohe Nutzlebensdauer (Brenndauer) deutlich die Wartungskosten und sorgt für eine rasche Amortisierung der Umrüstungskosten. Das kontinuierliche Spektrum der LED ermöglicht eine bessere Farbwiedergabe. Im Emissionsbereich ist keine UV- und Infrarot-Strahlung vorhanden. Die kleine lichtemittierende Fläche der LED ermöglicht eine präzise Lichtlenkung mittels Reflektoren bzw. Linsen. Die hohe Leuchtdichte des LED-Chips stellt sicher, dass beleuchtete Objekte dreidimensional und detailreich abgebildet werden. Die uneingeschränkte Dimmbarkeit sowie die Vibrations- und Schaltfestigkeit sind weitere Vorteile.

General introduction

EN LED technology, the generation of light by electroluminescence, has effectively displaced all other lighting technologies in the market over the past 10 years. This development is due to both a 50 % increase in energy efficiency as well as the unidirectional light emission of LEDs compared to fluorescent lamps. In addition, the service life (lifetime) of LEDs, which is approximately four times longer, significantly reduces maintenance costs and ensures rapid amortisation of the cost of conversion to LEDs. The continuous spectrum of the LEDs enables improved colour rendering. There is no UV or infrared radiation present in the emission spectrum. The small light-emitting surface of LEDs allows light to be precisely directed using reflectors or lenses. The high luminance of LED chips ensures that illuminated objects are visualised in three dimensions and in detail. Further advantages of LEDs include full dimming capability as well as durability under vibration and switching.

CIE 1931 COLOUR SPACE

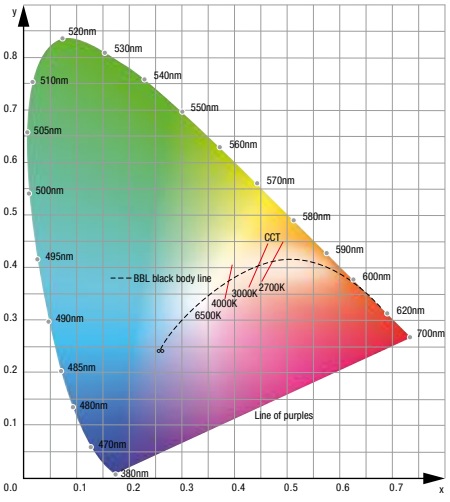

Farbort

DE Der Farbort einer Lichtquelle wird üblicherweise im CIE-Normfarbsystem 1931 dargestellt. Jede selbstleuchtende Lichtquelle kann eindeutig mit einer x- und y-Koordinate angegeben werden. Auf der geschwungenen Außenkontur, dem Spektralfarbenzug, sind die für den Menschen sichtbaren Wellenlängen aufgetragen. Die untere Begrenzung bildet die Purpur-Gerade, die die Grenze des sichtbaren Lichtes zur unsichtbaren UV- und IR-Strahlung darstellt. Der in der Mitte des Diagramms befindliche Weißlichtbereich wird durch die Black-Body-Linie (BBL) markiert. Alle auf der BBL befindlichen Farborte sind reinweiß und ergeben sich aus einer Mischung von einer Vielzahl von sichtbaren Wellenlängen. Die Farborte auf der BBL unterscheiden sich durch das Mischungsverhältnis der Wellenlängen. Sind mehrheitlich rote Wellenlängen vorhanden, spricht man von warmweißem Licht. Kaltweißes Licht hingegen verfügt über mehrheitlich blaue Wellenlängen. Auf der BBL befinden sich die Farborte der Farbtemperaturen von ca. 1000 K (Kelvin) bis ca. 40.000 K. Mit ≤ 3500 K bezeichnet man warmweiße Lichtquellen. 3500 K bis 5000 K nennt man neutralweiß, > 5000 K sind kaltweiße Lichtquellen. Liegt der Farbort einer weißen Lichtquelle nicht auf der BBL, so ist ein Intensitätsüberhang im Wellenlängenbereich einer Farbe dafür verantwortlich. Je nach Farbe spricht man von gelbstichig, grünstichig, blaustichig bzw. rosastichig. Geschnitten wird die BBL durch die CCT-Linien. Diese Geraden werden aus Farborten gleicher Farbtemperatur gebildet, unabhängig davon, ob sie reinweiß, gelbstichig oder rosastichig sind.

Colour point

EN The colour point (also chromaticity) of a light source is usually represented in the CIE standard colour system 1931. Each self-illuminating light source can be unambiguously specified by the x- and y coordinates. The wavelengths visible to the human eye are plotted on the curved outer contour, or spectral locus. The lower limit is the purple line, which is the limit of visible light to invisible UV and IR radiation. The white light area in the centre of the diagram is marked by the black body line (BBL). All of the colour points on the BBL are pure white and result from a mixture of a variety of visible wavelengths. The colour points on the BBL are differentiated by the mixing ratio of the wavelengths. If predominantly red wavelengths are present, this is referred to as warm white light. Cold white light, on the other hand, has a predominance of blue wavelengths. On the BBL, the colour points of the colour temperatures are positioned from approximately 1000 K (Kelvin) to approximately 40,000 K. Light sources are referred to as warm white at ≤ 3500 K, neutral white at 3500 K to 5000 K, and cold white light at > 5000 K. If the colour point of a white light source is not on the BBL, this is due to an excess of a colour wavelength. Depending on the colour, this is referred to as yellow, green, blue or pink tinted. The BBL is cut by the CCT (Correlated Colour Temperature) lines. These lines are formed from colour points of the same colour temperature, regardless of whether they are pure white, or tinted yellow or pink.

Farbhomogenität

DE Hochwertige Innenraum-Beleuchtungslösungen verlangen reinweiße Farborte. Weißes Licht mit einem Farbstich ist unerwünscht. Aber ab wann sind tatsächlich 2 Farborte für den Menschen voneinander unterscheidbar? Mit dieser Frage hat sich David Lewis MacAdam bereits in den 1940ern beschäftigt. Mehrere Lichtfarborte wurden mit einem definierten Farbort im CIE 1931 verglichen. Die Einteilung erfolgte nach gleichfärbig bzw. ungleichfärbig. Es zeigte sich, dass alle gleichfärbigen Farborte mit einer Ellipse umschrieben werden konnten. Man weiß nun, dass zwischen Farborten innerhalb dieser Ellipsenflächen und deren Zentrum keine Farbunterschiede feststellbar sind. Die in Folge als „1-Step-MacAdams-Ellipse“ bezeichnete Einheit ist fortan das Maß für Farbhomogenität. Um größere Farbbereiche beschreiben zu können, werden die Halbachsen der Ellipse verdoppelt, verdreifacht usw. So ergibt sich eine 2-Step, 3-Step, ... -Ellipse. Da MacAdam jedoch nur eine Aussage zu 25 Farborten gemacht hat (siehe Grafik), kann die Größeneinheit mit SDCM scale (Standard Deviation Colour Matching) auf jeden Farbort im CIE 1931 umgelegt werden. Beispiel: Eine 3-Step-MacAdam-Ellipse kann auch mit „≤ 3 SDCM“ angegeben werden.

Colour homogeneity

EN High-quality indoor lighting solutions require pure white colour. White light with a colour tint is undesirable. But at which point is the human eye able to differentiate between two colour points? David Lewis MacAdam already tried to tackle this question as early as the 1940s. Several light colours were compared with a defined colour point under CIE 1931. Classification was then made according to whether the same colouring or unequal colouring was apparent. It was found that all of the colour points of the same colour could be circumscribed with an ellipse. It is now recognised that within these elliptical surfaces and their centre, differences in colour between colour points cannot be detected. The unit, consequently known as the “1 Step MacAdam’s Ellipse”, is now taken as the measure of colour homogeneity. To define larger ranges in colour, the radius of the ellipse is incrementally increased - doubled, tripled, and so on - thus resulting in a 2 step or 3 step ellipse, etc. However, as MacAdam only drew conclusions on 25 colour points (see graphic), the unit can be converted to any colour point in the CIE 1931 standard using the SDCM (Standard Deviation Colour Matching) scale. Example: A 3 Step MacAdam ellipse can also be specified as “≤ 3 SDCM”.

CIE 1931 COLOUR SPACE

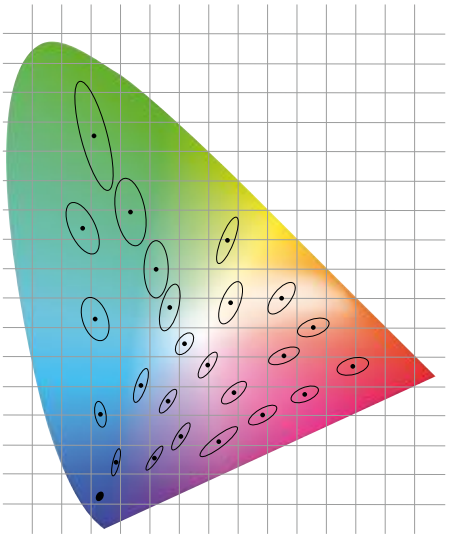

Binning

DE Binning bezeichnet eine Sortierung bzw. Klassifizierung hinsichtlich der Helligkeit, des CRI-Wertes, der Vorwärtsspannung und des Farbortes. Farbort-Binning: Das Farbort-Binning gibt den Farbort-Bereich an, in welchem sich alle LED bei Auslieferung befinden. Es wird mit „Initial“ gekennzeichnet. Der Bereich um die BBL wird nach der Norm ANSI C78.377A zwischen 2600 K und 7000 K in 8 Bereiche unterteilt (siehe Grafik). Die Trennlinien zwischen den Bereichen sind die CCT-Linien, als Linien gleicher Farbtemperatur. Die 8 Bereiche umschließen Farbtemperaturen um 2700 K, 3000 K, 3500 K, 4000 K, 4500 K, 5000 K, 5700 K und 6500 K. Da einzelne Farborte innerhalb dieser groben Einteilung gut unterscheidbar sind, werden nur LEDs aus kleineren Farbortbereichen in Leuchten verbaut. Im besten Fall stammen alle Farborte aus einem Bereich in Ellipsenform, der sich genau mittig im ANSI-Rechteck auf der BBL befindet. Die Größe der Ellipse ist ein Gütekriterium. Je kleiner die Ellipse bzw. der mit SDCM angegebene Wert sind, umso einheitlicher wirkt die Lichtfarbe. Bei ≤ 3 SDCM bzw. 3-Step-MacAdam sind zwischen einzelnen Leuchten keine Farbnuancen erkennbar. In Leuchten-Datenblättern entspricht „Initial ≤3 SDCM“ einem sehr guten Wert. Oft jedoch fehlt diese Angabe gänzlich, was auf eine fragwürdige Qualität dieser Leuchte schließen lässt.

Binning

EN Binning indicates sorting or classification of LEDs with respect to the brightness, the CRI value, the forward bias and the colour point. Colour point binning: The colour point binning specifies the range of colours within which all LEDs are first supplied. It has the designation “Initial”. The area around the BBL is divided into 8 areas, according to the ANSI C78.377A standard, between 2600 K and 7000 K (see graphic). The dividing lines between the areas are the CCT lines, or lines of the same colour temperature. The 8 areas enclose colour temperatures at 2700 K, 3000 K, 3500 K, 4000 K, 4500 K, 5000 K, 5700 K and 6500 K. As individual colour points are clearly distinguishable within this coarse division, only LEDs taken from a smaller range of colour points are installed in luminaires. In the best case, all the colour points arise from a single elliptical shape, which is located exactly in the middle of the ANSI rectangle on the BBL. The size of the ellipse is a criterion of quality. The smaller the ellipse or the value specified by the SDCM, the more uniform is the light colour. At ≤ 3 SDCM or 3 Step MacAdam, it is not possible to detected colour nuances between individual luminaires. An “Initial ≤3 SDCM” in a luminaire data sheet represents a very good value. Frequently, however, specification of this for a luminaire is completely missing, and is indicative of questionable quality.

ANSI C78.377A Cromaticity Bins
Source: CREE

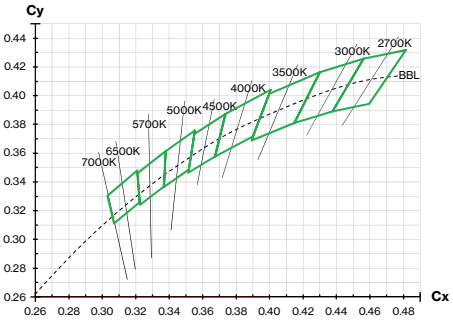

Chromaticity Coordinate Groups
Source: OSRAM

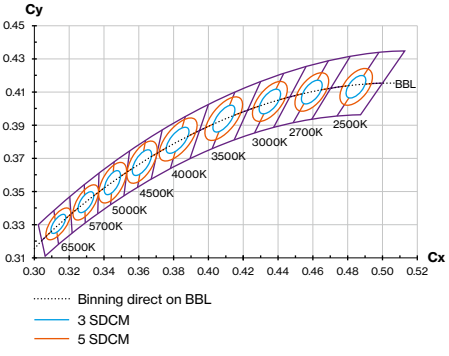

Technology
LED

Farbort-Position zur BBL

DE Nicht nur die Größe, sondern speziell auch die Position des Binnings zur BBL ist ausschlaggebend für eine reine Lichtfarbe. Farborte, die reinweißes Licht emittieren, befinden sich auf der BBL. Eine Angabe im Datenblatt, die eine Position des Binnings beschreibt, ist ein Gütekriterium. Meistens jedoch fehlt diese Angabe. Die Bezeichnung „Zentrumsbinning“, oder „direct on BBL“ gibt dem Kunden die Sicherheit, Leuchten mit der besten LED-Sortierung erworben zu haben.

Colour point position to BBL

EN It is not just the size but, in particular, the position of the binning to the BBL that is decisive for a pure light colour. Colour points, which emit pure white light, are located on the BBL. A specification in the data sheet, which describes a position of the binning, is a quality criterion. However, this information is usually missing. The term “centre binning”, or “direct on BBL”, gives an assurance to customers of having purchased LEDs with the best level of sorting.

Farbwiedergabe

DE Um die Qualität von Lichtquellen objektiv bewerten zu können, wurde der international anerkannte Farbwiedergabeindex R_a (englisch CRI) definiert. Dabei wird die Testlichtquelle mit einer Referenzlichtquelle anhand von 15 ausgewählten Testfarben verglichen.
Die Bewertungsbandbreite liegt zwischen maximal plus 100 und minus 60. Je genauer die Testlichtquelle die Testfarbe wiedergibt, desto höher bzw. besser ist der Farbwiedergabewert.
Der Mittelwert der ersten 8 Testfarben ergibt den Farbwiedergabeindex R_a. Der gemittelte R_a-Wert wird eingeteilt in: mäßig gute Farbwiedergabe für R_a 70–80, z.B. für Straßenbeleuchtung; in gute Farbwiedergabe für R_a 80–90, z.B. für Beleuchtung von Arbeitsstätten und in sehr gute Farbwiedergabe für R_a 90–100, z.B. für Museen und hochwertige Retail-Anwendungen.
Um die Güte der Farbwiedergabe zusätzlich zu präzisieren, kann z.B. bei einer Bandbreite von R_a ≥ 80 bis 90 darüber hinaus noch ein typischer R_a-Wert mit R_a (typ) 85 angegeben werden.
Die ermittelten Werte für die Testfarben R9–R15 geben detaillierte Auskunft über die Farbwiedergabe der gesättigten Farben (R9–R12), der Hautfarbe (R13), von Blattgrün (R14) und über den asiatischen Hautfarbton (R15).

Colour rendering

EN In order to evaluate the quality of light sources objectively, the internationally recognised colour rendering index R_a (English CRI) was defined. The test light source is compared with a reference light source using 15 selected test colours.
The evaluation bandwidth is between a maximum of plus 100 and minus 60. The more accurately the test light source reproduces the test colour, the higher or better the colour rendering value.
The mean value of the first 8 test colours gives the colour rendering index R_a. The average R_a value is divided into:
moderately good colour rendering for R_a 70-80, e.g. for street lighting; good colour rendering for R_a 80-90, e.g. for lighting workplaces, and very good colour rendering for R_a 90-100, e.g. for museums and high-quality retail applications.
In order to further specify the quality of the colour rendering, a typical R_a value of R_a (type) 85, for example, within a bandwidth of R_a ≥ 80 to 90, can also be specified.

The results for the test colours R9–R15 give detailed information about the colour rendering of saturated colours (R9–R12), skin colour (R13), leaf green (R14) and Asian skin colour (R15)

CRI / R_a ≥ 80 (4000 K)

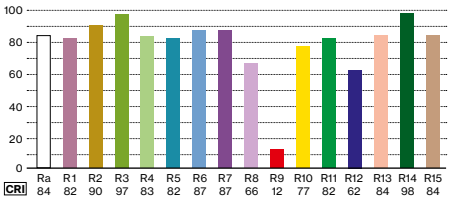

CRI / R_a ≥ 90 (4000 K)

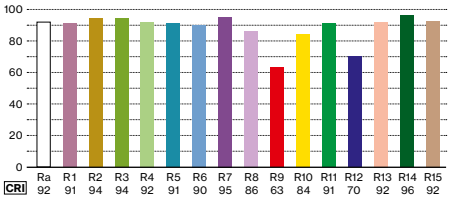

CRI / R_a ≥ 90, R9 > 90 (3000 K)

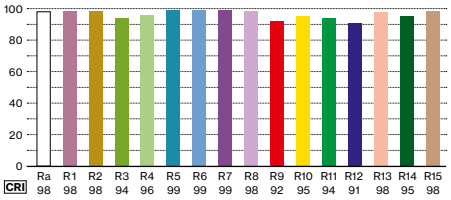

Bestromung und Temperatur

DE LEDs haben bei verschiedenen Betriebstemperaturen einen unterschiedlichen Lichtstrom-Output und Farbort.
Um möglichst realistische Datenblattangaben für Lichtstrom und Farbort zu gewährleisten, werden ausschließlich LEDs angeboten, die in einem thermisch eingeschwungenen Zustand von 85 °C vermessen worden sind. Während der Brenndauer verändern LEDs fortlaufend den Lichtstrom-Output und den Farbort. Das Ausmaß dieser Lichtstromdegeneration und der Farbortverschiebung ist direkt abhängig vom Betriebsstrom und der Betriebstemperatur der LEDs. XAL als Leuchtenhersteller legt größten Wert darauf, Betriebsstrom und Wärmeableitung so zu gestalten, dass ein nachhaltiges Produkt angeboten werden kann. Das bedeutet, dass das Thermomanagement zu minimaler Farbortverschiebung ≥ 1 SDCM nach 10.000 h und zu einer geringen Lichtstromdegradation L80 nach 50.000 h führt.

Current supply and temperature

EN LEDs have a different luminous flux output and colour point at different operating temperatures.
In order to ensure that the data for the luminous flux and the colour point on the data sheet are as realistic as possible, only LEDs are offered, which have been measured at a thermally steady state of 85 °C. While illuminated, LEDs continuously change the luminous flux output and the colour point. The extent of this degradation in luminous flux and shift in colour point is directly related to the operating current and temperature of the LEDs. As a luminaire manufacturer, XAL places great emphasis in configuring operating current and heat dissipation such that a product can be offered with sustainable performance. This means that thermal management results in minimal shift in the colour point ≥ 1 SDCM after 10,000 h and a low luminous flux degradation L80 after 50,000 h.

TEMPERATURE CAUSED LUMINOUS FLUX DEGRADATION

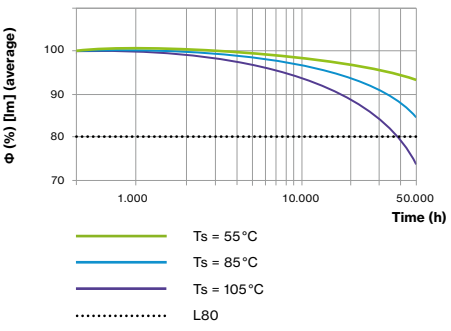

Lichtstromdegradation

DE Für die Degradation des Lichtstromes von LEDs gilt das Gleiche wie für die Farbortverschiebung. Je höher Bestromung und Temperatur sind, desto negativer ist die Auswirkung. XAL verwendet für seine Leuchten ausschließlich LEDs, die in den Test Reports eine minimale Lichtstromdegradation aufweisen. Durch ein gutes Thermomanagement wird ein Lichtstromrückgang auf minimal 70 %, 80 % oder 90 % nach 50.000 h gewährleistet. Eine Datenblattangabe von L90 bezieht sich auf den verbleibenden Lichtstrom (L) von ≥ 90 % bei einer Nutzlebensdauer von 50.000 h.

Luminous flux degradation

EN The same applies to luminous flux degradation of the LEDs, as to the shift in colour point. The higher current supply and temperature, the greater the negative influence. XAL only uses LEDs for its luminaires, which have a minimum luminous flux degradation in the test reports. Good thermal management ensures a drop in luminous flux to a minimum of 70 %, 80 % or 90 % after 50,000 h. A data sheet specification of L90 refers to the remaining luminous flux (L) of ≥ 90 % with a service life of 50,000 h.

LUMINOUS FLUX DEGRADATION

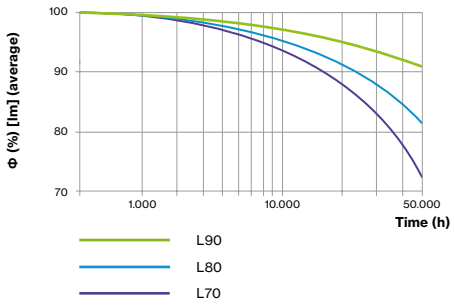

Farbortverschiebung

DE LEDs unterliegen einer Farbortverschiebung über die ganze Nutzlebensdauer hinweg. XAL verwendet für seine Leuchten ausschließlich LEDs, die in den Test Reports eine minimale Farbortverschiebung aufweisen. LEDs mit Werten von nur 0,5 SDCM nach 6000 h bei 85 °C entsprechen der höchsten Qualität (siehe Grafik 1 für SAMSUNG und Grafik 2 für OSRAM). Die europäische PremiumLightPro-Anforderung und die amerikanische EnergyStar-Anforderung empfehlen die Verwendung von LEDs mit einer maximalen Farbortverschiebung von ≤7 SDCM nach 6.000 h. Um über die gesamte Nutzlebensdauer von 50.000 h die Farbortverschiebung möglichst gering zu halten, wird viel Know-how in das Thermomanagement investiert. Eine Bestromung, die unter der Spezifikation der LED liegt, ist ebenso wie ein guter Kühlkörper für eine geringe Farbortverschiebung verantwortlich. So können Betriebstemperaturen um die 65 °C gehalten und die Farbortverschiebung mit 1 SDCM nach 10.000 h begrenzt werden. Die Farbhomogenität am Ende der Lebensdauer (Final) setzt sich zusammen aus dem Anfangswert (Initial) des Farbortbinnings und der Farbortverschiebung. Jede Datenblattangabe einer finalen Farbhomogenität ist ein Gütezeichen. Ein Fehlen dieser Angabe zeugt von fragwürdiger Qualität. Beispiel einer Leuchte mit umfassender Farbort-Beschreibung:
Initial ≤3 SDCM, direkt auf der BBL
Final ≤4 SDCM nach 10.000 h

Colour point shift

EN LEDs are subject to colour point shift over the entire usable service life. XAL only uses LEDs for its luminaires, which have a minimal colour point shift in the test reports. LEDs with values of only 0.5 SDCM after 6000 h at 85 °C correspond to the highest quality (see graph 1 for SAMSUNG and graph 2 for OSRAM). The European PremiumLightPro requirement and the American EnergyStar requirement recommend the use of LEDs with a maximum colour point shift of ≤7 SDCM after 6,000 h. To keep the colour point shift as low as possible over the entire service life of 50,000 h, requires a great deal of invested expertise in thermal management. A power supply, which is within the specification of the LED, contributes just as much to a small shift in colour point as a good heat sink. Operating temperatures can thus be kept around 65 °C and the colour point shift can be limited to 1 SDCM after 10,000 h. The colour homogeneity at the end of the lifetime (final) is composed of the initial value (initial) of the colour point binning and the colour point shift. A data sheet specification with a final colour homogeneity is a mark of quality. A lack of such a specification is indicative of questionable quality. Example of a luminaire with a comprehensive colour point description:
Initial ≤3 SDCM, directly on the BBL
Final ≤4 SDCM after 10,000 h

GRAPHIC 1
Source: SAMSUNG

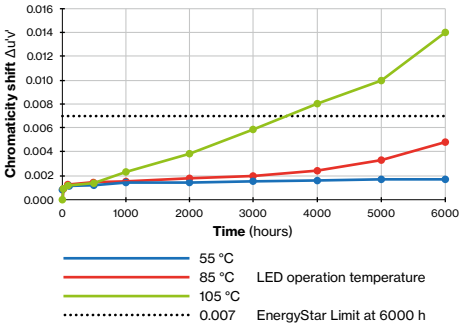

GRAPHIC 2
Source: OSRAM

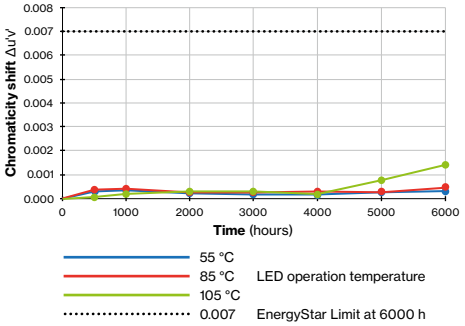

Light colours

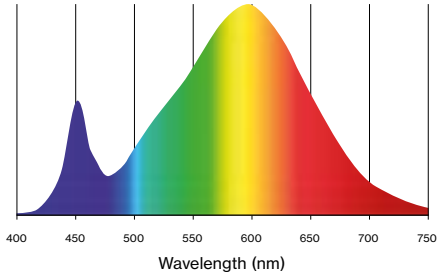

Classic warm white 3000 K | CRI > 80 or CRI > 90 | 3-step SCDM

DE Prädestiniert für den Einsatz bei oft wechselnden Warengruppen im Retail-Sektor. Klares Weiß und lebendige Farben sind für Kaufhäuser, Textilien und verpackte Lebensmittel gleichermaßen geeignet. Die CRI-90-Variante verbessert speziell die Wiedergabe von allen gesättigten Farben und lässt Produkte dadurch „lebendiger“ erscheinen.

EN This light appears to be purpose-made for use in the retail sector, where product display groups are frequently changing. Clear white and vibrant colours are equally suitable for department stores, textiles and packaged foodstuffs. The CRI 90 variant specifically enhances the reproduction of all saturated colours and gives products a more vivid appearance.

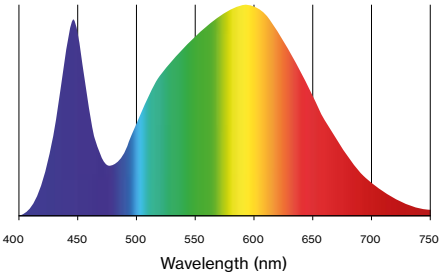

Classic neutral white 4000 K | CRI > 80 or CRI > 90 | 3-step SCDM

DE Zur Präsentation von technischen Produkten, Jeanswaren sowie Schwarz-Weiß-Kontrasten im hochwertigen Textilhandel optimiert, da besonders Weiß- und Blautöne sehr gut zur Geltung kommen. Die CRI-90-Variante lässt Haut vitaler wirken und eignet sich daher für Arztpraxen, aber auch Museen.

EN Ideal for the presentation of technical products, denim goods and black and white contrasts in high-end textiles, as white and blue tones stand out very well. The CRI 90 version makes skin tones look more vibrant and is therefore suited to use in medical clinics and museums.

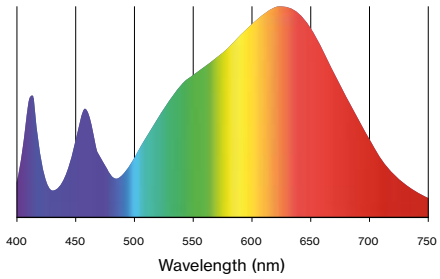

Brilliant white 3000 K | CRI > 90 | 3-step SCDM

DE Mit dieser Lichtfarbe können minimale Weißnuancen dargestellt werden, Farben kommen satt zur Geltung. Der blaue Halbleiterchip wurde um einen violetten Chip ergänzt. Die violette Emission wirkt als Gegengewicht der gelb-roten Wellenlängen. Das Ergebnis ist klares Weißlicht ohne jeden Gelbschleier.

EN With this version, very minor differences in white shades are highlighted and colours look full and vibrant. A violet chip was added to the usual blue semi-conductor chip, which acts to counterbalance the yellow-red light wavelengths and prevents any yellow fogging effect.

Colour Warm Dimming

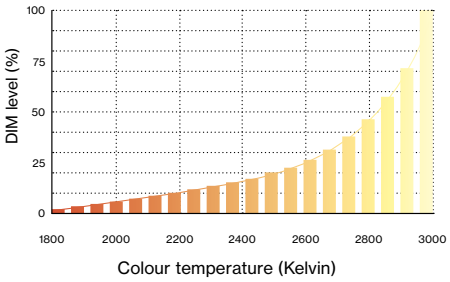

DE Mit der CWD-Option (Colour Warm Dimming) erfolgt bei einer Reduzierung der Lichtintensität gleichzeitig eine stufenlose Veränderung der Farbtemperatur von 3000 K auf 1800 K – ähnlich der Dimmcharakteristik einer Glühlampe (siehe Grafik). Die Reduzierung der Beleuchtungsstärke ermöglicht einen sehr warmen Farbton des Lichts. Somit sind wahlweise tagsüber ein ausgewogenes Arbeitslicht und abends eine entspannende Lichtstimmung möglich. Die CWD-Farbtemperaturkurve verläuft innerhalb des Wohlfühlbereiches (siehe Kruithof-Kurve).

EN With the CWD option (Colour Warm Dimming), a continuous change in the colour temperature, from 3000 K to 1800 K, is achieved simultaneously with a reduction in the intensity of the light (see graphic) - similar to the dimming characteristics of an incandescent lamp. The reduction in the illuminance allows a very warm hue to be imparted to the light. As a result, a selection can be made between a balanced working light during the day, and a relaxing light mood in the evening. The CWD colour temperature curve is within the comfort zone (see Kruithof curve).

Tunable white

Ausgewogene Farbtemperatur und Beleuchtungsstärke

DE Die richtige Kombination der beiden Faktoren Beleuchtungsstärke und Farbtemperatur ist für das Wohlbefinden in einem Raum entscheidend. Bei geringer Beleuchtungsstärke muss die Farbtemperatur „wärmer“, bei höherer Beleuchtungsstärke „kühler“ sein (siehe Kruithof-Kurve). Mit Tunable-White-Technologie und einer entsprechend intelligenten Ansteuerung kann dieser Wohlfühlbereich erreicht werden.

Balanced colour temperature and light intensity

EN The right combination of light intensity and colour temperature makes all the difference in whether we feel comfortable in a room. When the light intensity is low, the colour temperature must be warmer, and the temperature must be cooler when the light intensity is greater (see Kruithof Curve). This comfort can be achieved with tunable white technology and an intelligent controller.

KRUITHOF CURVE

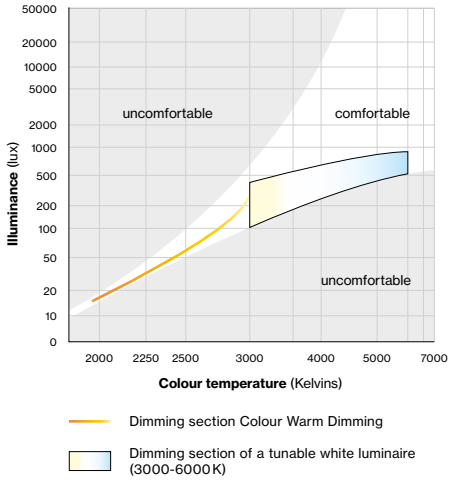

Tunable white in der Praxis

DE Als Anwendungsbereich eignen sich alle Aufenthaltsbereiche, die auch in den Tagesrandzeiten und in den Nachtstunden frequentiert werden. Während tagsüber eine kalte Farbtemperatur mit hoher Beleuchtungsstärke bevorzugt wird, können in den Morgen-, Abend- oder Nachtstunden die Helligkeit und die Farbtemperatur reduziert werden. Somit wird gemäß Kruithof’scher Kurve der ideale Wohlfühlbereich erreicht. Zusätzlicher positiver Effekt: Das wärmere Licht beeinträchtigt die Melatoninausschüttung und somit den Schlafrhythmus nicht.

Tunable white in practice

EN The range of application covers all areas, which are frequented during both daytime and night hours. Whereas during the daytime a cold colour temperature with a high illuminance is preferred, during the morning, evening or night hours, the brightness and the colour temperature can be reduced. As a result, an ideal feel-good range is achieved, in accordance with Kruithof‘s curve. There is an additional positive effect: the warmer light does not affect the natural release of the hormone melatonin and therefore the sleep rhythm.

3000–6000 K
Die im Katalog zur Auswahl stehende Lichtfarbe tunable white ermöglicht variable Farbtemperatureinstellungen von warm- bis kaltweiß.

3000–6000 K
The tunable white light colour available in the catalogue allows variable colour temperature settings from warm to cold white.

Constant Lumen Output

Konstanter Lichtstrom

DE CLO ist eine Funktion, die ein spezielles Betriebsgerät bietet, welches in allen XAL-DIM-DALI-Leuchten integriert ist. Dieses CLO-Betriebsgerät gleicht die Lichtstromabnahme der Leuchte laufend aus. Der Lichtstrom wird von Beginn der Nutzlebensdauer an auf jenen Lichtstrom heruntergeregelt, den die Leuchte am Ende ihrer Lebensdauer nach 50.000 h noch hätte. Bei einer L80-Leuchte, die nach 50.000 h noch mindestens 80 % des anfänglichen Lichtstromes hat, wird anfänglich mit nur 80 % bestromt und dann kontinuierlich aufgedimmt, bis auf final 100 % Bestromung. Diese Dimmprogrammierung schont den LED-Chip, senkt Degradation und Farbortverschiebung und spart über die gesamte Nutzlebensdauer durchschnittlich 10 % der Stromkosten. Die geforderten Beleuchtungsstärken werden bis zum Ende der Lebensdauer konstant eingehalten.

Constant luminous flux

EN CLO (Constant Light Output) is a function provided by a special operating device integrated in all XAL DIM DALI luminaires. This CLO control device continuously compensates for the drop in luminous flux of the luminaire. The luminous flux is adjusted from the beginning of the useful life to the luminous flux that the luminaire will still have at the end of its service life after 50,000 hours. In the case of an L80 luminaire, which still has at least 80 % of the initial luminous flux after 50,000 hours, the lamp is initially powered at 80 % and then continuously dimmed upwards to a final 100 % current supply. This dim programming protects the LED chip, reduces degradation and shift in the colour point, and on average saves 10 % of the electricity costs over the entire service life. The required illuminance levels are kept constant until the end of the service life.

COMPARISON WITH / WITHOUT CLO

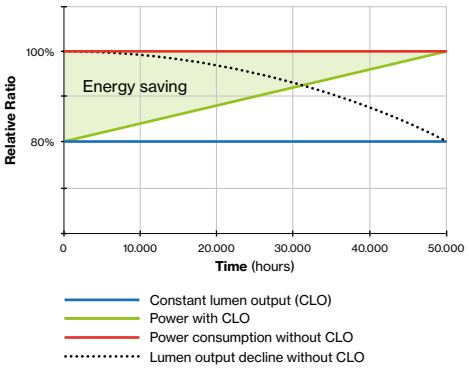

RCS Intelligent Function

Radar Control System (RCS)
Dank Radar Control System (RCS) reagiert die Beleuchtung auf Lichtverhältnisse und Bewegungen im Umkreis. Die daraus resultierenden Steuerungsinformationen werden drahtlos zwischen den Leuchten weitergegeben.

Radar Control System (RCS)
Thanks to the Radar Control System (RCS), the lights react to the light conditions and movement within the range of the detector. The resulting control information is exchanged wirelessly between the luminaires

Smarte Interaktion mit der Umgebung

DE Das Radar Control System reguliert die Beleuchtung je nach Anwesenheit von Personen und Helligkeit des Umgebungslichts. Ein unsichtbarer Sensor zur Radarpräsenzerkennung detektiert selbst kleinste Bewegungen innerhalb eines festgelegten Erfassungsbereichs. Mit Hilfe eines Funkmoduls werden die Informationen über die wahrgenommenen Bewegungen weitergegeben.

Auf diese Art können beliebig viele Leuchten in Distanzen von bis zu zehn Metern zu einem intelligent gesteuerten System zusammengeschaltet werden.

Zusätzlich zur Bewegungserkennung steuert ein Tageslichtsensor die Leuchten auf Basis einer vorgegebenen Helligkeitsschwelle.

Smart interaction with the environment

EN The Radar Control System regulates the lights according to the presence of people and the intensity of the ambient light. An invisible radar sensor detects even the smallest of movements within a defined scanning area. Information about the detected movements is passed on using a wireless communication module.

In this way, any number of luminaires at a distance of up to 10 metres can be combined into an intelligently controlled system.

In addition to motion detection, a daylight sensor controls the luminaire based on a defined brightness threshold.

Installation example

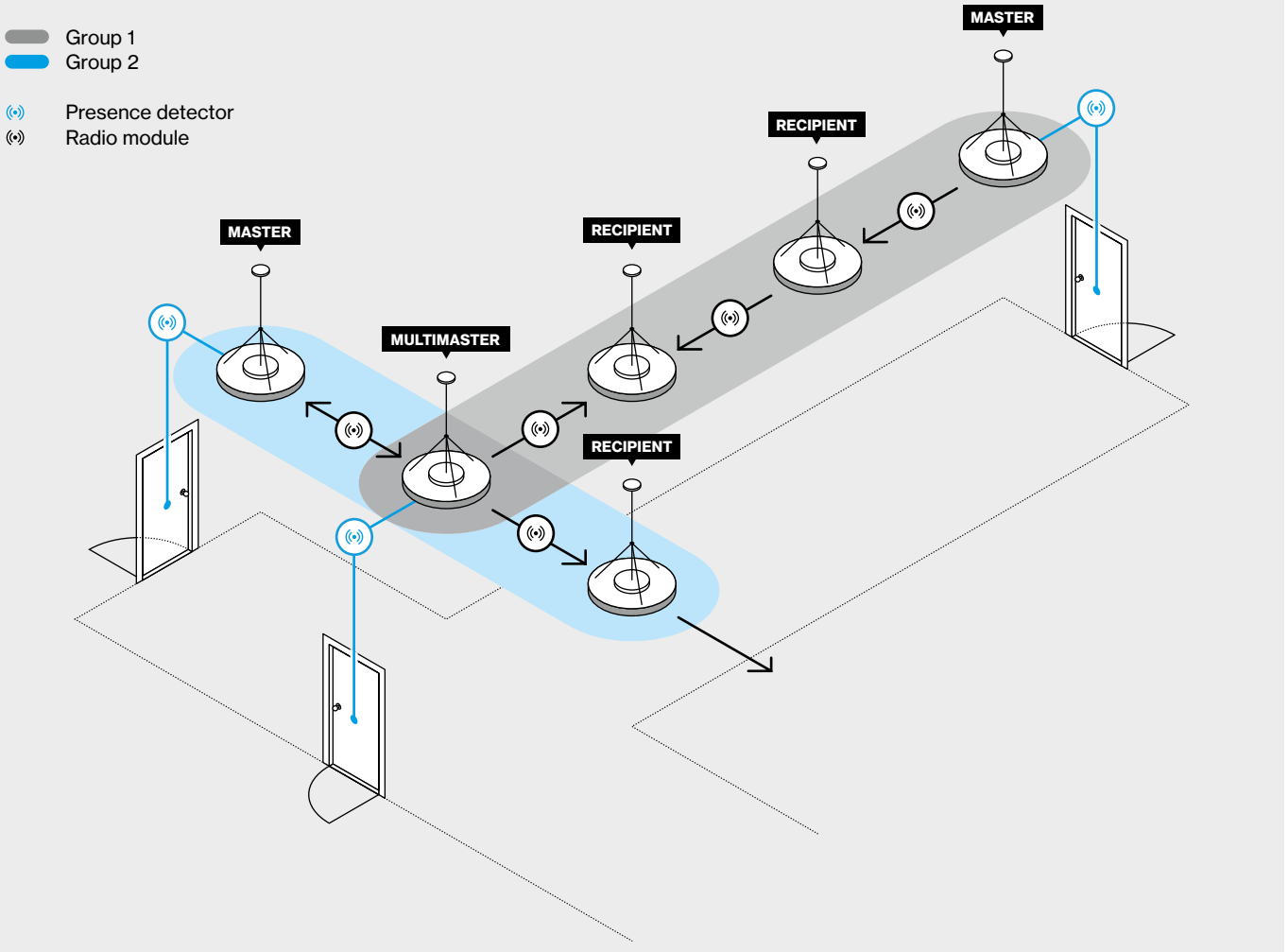

Korridorfunktion

DE Die Korridorfunktion ist enorm wirtschaftlich und eignet sich neben Gängen und Treppenhäusern für alle Bereiche, in denen man nur kurz verweilt. Mit ihrer Hilfe wird nur dann Licht erzeugt, wenn es tatsächlich benötigt wird. Registriert der unsichtbare Radarsensor die Präsenz einer Person, erhöht sich die Grundlichtstärke automatisch auf die Anwesenheitsbeleuchtung und durchläuft ein voreingestelltes Programm (siehe Beispiel unten).

Corridor function

EN The corridor function is extremely economical and in addition to hallways and stairways is ideal for all areas where people only spend a short amount of time. This function ensures that light only shines when it is actually needed. When the radar sensor registers the presence of a person, the basic light intensity automatically increases to the “presence” lighting level and then runs through a predefined program (see the example below).

Light level over time (in %)

Fade Time On

DE Nach Erkennen einer Bewegung dimmt die Leuchte innerhalb von 2 Sek. auf 100 % und behält diesen Level bei, solange Bewegung detektiert wird.

EN When motion is detected, the light reaches 100 % intensity within 2 seconds and maintains this level for as long as motion is detected.

On Time

DE Ohne Detektion einer Bewegung bleibt die Leuchte für die eingestellte Dauer auf 100 %.

EN When no motion is detected, the luminaire remains at 100 % intensity for the configured amount of time.

Configuration options:
30 s, 1 min, 5 min, 15 min

Fade Time

DE Danach dimmt die Leuchte langsam auf DIM-Level.

EN The luminaire then slowly goes to dim level.

DIM Time

DE Die Leuchte verharrt für eine einstellbare Dauer auf DIM-Level.

EN The luminaire remains at dim level for a configurable period of time.

Configuration options:
1 min, 5 min, 15 min, ∞
0 %, 10 %, 20 %, 30 %

Fade Time Off

DE Wird keine weitere Bewegung detektiert, schaltet sich die Leuchte nach festgelegter DIM Time aus.

EN If no further motion is detected, the luminaire switches off after the configured dim time.



Technology
other technical information

Erläuterungen

DE LICHTSTROM
Der Lichtstrom mit der Einheit Lumen bezeichnet die gesamte Lichtemission einer Leuchte. Die Angaben zum Lichtstrom in diesem Katalog unterliegen einer Toleranz von +/- 10 %.

DE LEISTUNGSAUFNAHME
Unter der Leistungsaufnahme einer Leuchte in Watt versteht man die gesamte Stromaufnahme inklusive der notwendigen Vorschaltgeräte. Die Angaben in diesem Katalog sind Bemessungswerte, die im Einzelfall um maximal 10 % überschritten werden dürfen.

DE FARBTEMPERATUR
Die Farbtemperatur mit der Einheit Kelvin (K) beschreibt die Erscheinung einer Lichtquelle. Die Angaben in diesem Katalog unterliegen einer Toleranz von +/- 150 K.

DE ELEKTROMAGNETISCHE VERTRÄGLICHKEIT (EMV)
Unter elektromagnetischer Verträglichkeit (EMV) versteht man die Eigenschaft einer elektrischen Einrichtung, in ihrer Umgebung zu funktionieren, ohne andere Einrichtungen zu beeinflussen. XAL testet nicht nur Einzelleuchten, sondern auch repräsentative Leuchtenkonfigurationen im Systemverbund. Der Testaufbau entspricht den hohen Anforderungen der einschlägigen Richtlinien und Normen.

Glossary

EN LUMINOUS FLUX
Luminous flux, with the unit of one lumen, denotes the total light emission of a luminaire. The information on the luminous flux in this catalogue is subject to a tolerance of +/- 10 %.

EN POWER CONSUMPTION
The power consumption of a luminaire in watts is the entire current consumption including any necessary ballast. The values in this catalogue are rated values, which may be exceeded by a maximum of 10 % in individual cases.

EN COLOUR TEMPERATURE
Colour temperature, with the unit of one Kelvin (K), describes the appearance given by a light source. The specifications in this catalogue are subject to a tolerance of +/- 150 K.

EN ELECTROMAGNETIC COMPATIBILITY (EMC)
Electromagnetic compatibility (EMC) is the property of an electrical device to function in its environment without affecting other devices. XAL not only tests single luminaires, but also representative lighting configurations in the system network. The test set-up complies with the high requirements of the relevant directives and standards.

Abkürzungen

DE lm (Lumen)
Lumen ist die Einheit des Lichtstroms. Der Lichtstrom beschreibt die von einer Lichtquelle in alle Richtungen abgestrahlte Leistung im sichtbaren Bereich.

DE lx (Lux)
Lux ist die Einheit der Beleuchtungsstärke. Die Beleuchtungsstärke beschreibt den Lichtstrom, der auf eine bestimmte Fläche trifft. Lux ist Lumen pro m² (lx=lm/m²).

DE cd (candela)
Candela ist die Einheit der Lichtstärke. Die Lichtstärke beschreibt den Lichtstrom pro durchstrahltem Raumwinkel.

DE UGR (Unified Glare Rating)
UGR ist ein Verfahren zur Bewertung der Blendung. Je nach Schwierigkeit von Sehaufgaben sollen die entsprechenden Grenzwerte nicht überschritten werden. Die UGR-Grenzwerte sind in der Norm EN 12464 für Tätigkeiten und Sehaufgaben festgelegt. Für Büroräume ist UGR = 19 als oberster Wert zugelassen.

DE LGP (Light Guiding Prism)
Lichtlenkende Strukturen in lichtführendem, transparentem Material, die bei seitlicher Lichteinkopplung für die gewünschte Lichtverteilung sorgen.

DE HPO (High-Performance-Opal)
Das High-Performance-Opal-Cover hat im Vergleich zu opalen Standardabdeckungen einen wesentlich höheren Transmissionsgrad mit einer um 15 % erhöhten Lichtausbeute.

Abbreviations

EN lm (lumen)
The lumen is the unit of luminous flux. Luminous flux describes the light energy in the visible band radiated from a light source in all directions.

EN lx (lux)
The lux is the unit of light intensity. It describes the total luminous flux incident on a given surface. Lux is equal to Lumen per m² (lx=lm/m²).

EN cd (candela)
Candela is the unit of luminous intensity. The luminous intensity describes the luminous flux per illuminated solid angle.

EN UGR (Unified Glare Rating)
UGR is a procedure for rating glare. Depending on the difficulty of visual tasks, the corresponding limits should not be exceeded. The UGR limit values are defined in the standard EN 12464 for activities and visual tasks. UGR = 19 is permitted as the maximum value for office spaces.

EN LGP (Light Guiding Prism)
Light-guiding structures in light-guiding, transparent material that ensure the desired distribution of light when light is introduced from the side.

EN HPO (High-Performance-Opal)
The high-performance opal cover has a significantly higher degree of transmission compared with standard opal covers, providing a 15 % increase in luminous efficacy.

Symbole

CE

DE Mit der CE-Kennzeichnung erklärt der Hersteller, dass die Leuchte allen geltenden europäischen Anforderungen entspricht.

CB

DE Eine externe Überprüfung des Produkts und aller geltenden europäischen Anforderungen. Ein CB-Zertifikat erleichtert den Erwerb anderer nationaler Prüfzeichen.

DE Leuchten, die das ENEC-Zertifikat führen dürfen, sind nach den strengen ENEC-Richtlinien geprüft. Die Einhaltung wird durch jährliche Produkt- und Werksinspektionen gewährleistet.

IP xx

DE Schutzarten (IP-Codes) nach DIN EN 60529. IP (Ingress Protection) steht für Schutz gegen Eindringen. Die erste Kennziffer des IP-Codes bezieht sich auf den Schutz gegen das Eindringen von festen Fremdkörpern und Staub. Die zweite Kennziffer bezieht sich auf den Schutz gegen Wasser und Feuchtigkeit.

IP	Kennziffer 1 für Berührungsschutz
2	Schutz gegen Fremdkörper mit Durchmesser > 12 mm
3	Schutz gegen Fremdkörper mit Durchmesser > 2,5 mm
4	Schutz gegen Fremdkörper mit Durchmesser > 1 mm
5	Vollständiger Berührungsschutz, Schutz gegen Staubablagerungen im Innern
6	Vollständiger Berührungsschutz, Schutz gegen Eindringen von Staub

	Kennziffer 2 für Wasserschutz
0	Kein Wasserschutz
1	Geschützt gegen senkrecht fallende Wassertropfen
2	Geschützt gegen schräg fallende Wassertropfen
3	Geschützt gegen Sprühwasser
4	Geschützt gegen Spritzwasser
5	Geschützt gegen Strahlwasser (aus allen Richtungen)
6	Geschützt vor eindringendem Wasser bei vorübergehender Überflutung
7	Geschützt vor eindringendem Wasser beim Eintauchen

IP20
IP40

DE Schutzart für Einbauleuchten. Die obere Angabe bezieht sich auf den eingebauten Gehäuseteil, die untere auf den sichtbaren Teil der Leuchte.

220-240V

220-240V

350mA

DE Schutzklassen geben Auskunft darüber, inwieweit eine Leuchte gegen die Risiken eines Stromschlags durch Berührung geschützt ist.
SK I: Erdung
SK II: verstärkte oder zweifache Isolierung
SK III: Schutzkleinspannung

DALI
1 ADDR.

DE Gibt die Anzahl der DALI-Adressen einer Leuchte an.

CRI
> 90

DE Der Farbwiedergabeindex größer 90 steht für eine sehr gute Farbwiedergabe, die in Museen und im hochwertigen Retail-Bereich Anwendung findet.

UGR
< 19

DE Bildschirmtaugliche Arbeitsplatzleuchte gemäß DIN EN 12464-1.

PMMA

DE PMMA ist das Kurzzeichen für den Kunststoff Polymethyl-meth-acrylat, auch bekannt als Acrylglas. XAL verwendet für die LED-Leuchten opale oder mikroprismatische Abdeckungen aus PMMA. Opale Abdeckungen sorgen für eine homogene Ausleuchtung, mikroprismatische Abdeckungen für eine gute Entblendung.

IK..

DE Die IK-Schutzart ist ein Maß für die Widerstandsfähigkeit von Gehäusen elektrischer Betriebsmittel gegen mechanische Beanspruchung (Stoßbeanspruchung) und wird durch die genormte Prüfmethode nach IEC 62262 nachgewiesen.
IK 07: bis zu 2 Joule Stoßfestigkeit
IK 09: bis zu 10 Joule Stoßfestigkeit
IK 10: bis zu 20 Joule Stoßfestigkeit

360°
35°

DE Gibt die Dreh- und Schwenkbarkeit der Strahler an.

Symbols

EN The CE marking indicates a declaration of the manufacturer that the luminaire complies with all applicable European requirements.

EN This includes an external review of the product and all applicable European requirements. A CB (Certification Body) test certificate facilitates the acquisition of other national certification marks.

EN Luminaires that are allowed to carry the ENEC certificate are tested according to the strict ENEC standards. Compliance is guaranteed by annual product and factory inspections.

EN Degree of protection (IP codes) according to DIN EN 60529. IP (Ingress Protection) indicates a level of protection against ingress. The first IP code refers to the protection against the penetration of solid foreign bodies and dust. The second IP code refers to the protection against ingress of water and moisture.

IP	Code number 1 for contact protection
2	Protection against foreign bodies with a diameter > 12 mm
3	Protection against foreign bodies with a diameter > 2.5 mm
4	Protection against foreign bodies with a diameter > 1 mm
5	Full contact protection, protection against dust deposits internally
6	Full contact protection, protection against ingress of dust

	Code number 2 for protection against water
0	No water protection
1	Protected against vertical falling water droplets
2	Protected against diagonal falling water droplets
3	Protected against water spray
4	Protected against water splashing
5	Protected against water jets (from all directions)
6	Protected against ingress of water with transient flooding
7	Protected against ingress of water with submersion

EN Degree of protection for recessed luminaires. The upper specification refers to the built-in housing part, the lower one refers to the visible part of the lamp.

EN Protection classes provide information on how well a luminaire is protected against the risks of a current surge due to contact.
PC I: Earthing
PC II: Reinforced or double insulation
PC III: Safety extra low voltage

EN Indicates the number of DALI addresses of a luminaire.

EN A colour rendering index greater than 90 indicates very good colour reproduction, which is applied in museums and high-quality retail areas.

EN Suitable for lighting workstations with computer screens in accordance with DIN EN 12646-1.

EN PMMA is the abbreviation for the plastic polymethylmeth-acrylate, also known as acrylic glass. XAL uses opal or microprismatic covers of PMMA for the LED luminaires. Opal covers ensure a homogeneous lighting, while microprismatic covers provide for good glare elimination.

EN IK type protection is a measure of the resistance of electrical equipment housings to mechanical stress (impact loads) and is determined by the standard test method according to IEC 62262.
IK 07: up to 2 joules impact strength
IK 09: up to 10 joules impact strength
IK 10: up to 20 joules impact strength

EN Specifies the rotation and pivoting capability of the spotlight.


5
6
7
8
9
10
11

INDEX

PRODUCT INDEX
828

PHOTOGRAPHER OVERVIEW
830

Product Index

A

	PAGE
ARGO tracklight	704
ARGO trim	132
AURO FOCUS trim, trimless	128

B

	PAGE
BASO 40 recessed trim	206
BASO 40 recessed trimless	224
BASO 40 surface	334
BASO 40 surface, suspended system	476
BASO 40 suspended	346
BASO 40 trim system	468
BASO 40 trimless system	472
BO 55 basic / wls tracklight	680
BO 55 basic surface, semi-recessed	240
BO 70 basic, focus tracklight	684
BO 70 shutter, iris, gobo tracklight	688
BUBBLE 80 trimless	88
BUBBLE 100 trimless	92
BUBBLE 150 trimless	96
BUBBLE trimless	176

C

	PAGE
CANYON 15 recessed track	736
CANYON 50 offset track	738
CANYON 50 surface, suspended track	742
CANYON 60 trim offset	210
CANYON 60 trim offset system	482
CANYON 60 trimless offset	226
CANYON 60 trimless offset system	486
CAVO round trimless	100
CAVO square trimless	100
CAVO trimless system	460
CIRO surface	306
CIRO suspended	310
COMBO round trim	158
COMBO square trim	168
CORNER 65 system	588
CORNER MINI wall	650
CORNER wall	652

D

	PAGE
DOC IP54 wall	780

E

	PAGE
EDGE 60 trimless system	504

F

	PAGE
FILO 160 IP67 round | square trim	804
FLOW EVO surface	408
FLOW EVO suspended	412
FRAME 60 IP65 trim	760
FRAME 60 trim	216
FRAME 60 trim system	488
FRAME 60 CURVE trim system	490
FRAME 100 trim	220
FRAME 100 trim system	528

G

	PAGE
GEAR 3 suspended	428

H

	PAGE
HELIOS free standing	630
HELIOS suspended	314
HEX-O surface	416
HEX-O susupended	422

I

	PAGE
INVISIBLE 80 retro trimless	82
INVISIBLE 80 round trimless	66
INVISIBLE 80 square, asym. trimless	74
INVISIBLE 100 retro trimless	84
INVISIBLE 100 round trimless	70
INVISIBLE 100 square, asym. trimless	78

K

	PAGE
KARO 80 trim, trimless	52
KARO 100 trim, trimless	56
KARO 150 trim, trimless	62
KARO ceiling	258
KIS surface, semi-recessed	244
KIS tracklight	700

L

	PAGE
LECU 65 IP67	798
LECU 110 IP67	800
LENO GRID 100	198
LENO GRID 100 system	580
LENO GRID 150	200
LENO GRID 150 system	582
LENO semi-recessed	194
LENO semi-recessed system	568
LENO surface	358
LENO surface system	572
LENO suspended	362
LENO suspended system	574
LENO trim	186
LENO trim system	560
LENO trimless	190
LENO trimless system	564
LETU 65 IP67	792
LETU 110 IP67	794
LINEA EVO wall	664
LINEA EVO wall system	602
LINO wall	662
LITO 40 suspended	366
LITO 60 suspended	368

M

	PAGE
MENO round trimless	162
MENO square trimless	172
MINIMAL 60 trimless	230
MINIMAL 60 trimless system	496
MINIMAL 60 CURVE trimless system	498
MINIMAL 100 trimless	234
MINIMAL 100 trimless system	532
MINO 60 CIRCLE ceiling	324
MINO 60 CIRCLE suspended	326
MINO 60 surface	338
MINO 60 suspended	350
MINO 60 ceiling, suspended system	508
MINO 60 CURVE ceiling, susp. system	510
MINO 60 direct/indirect susp. system	516
MINO 60 IP65 surface	764
MINO 100 ceiling, suspended system	536
MINO 100 surface	342
MINO 100 suspended	354
MINO X	202
MINO X system	608
MOVE IT 25 trimless system	438
MOVE IT 25 surface, suspended system	446
MOVE IT 25 suspended indirect system	450
MOVE IT 45 round flex trimless	110
MOVE IT 45 round trimless	106
MOVE IT 45 square trimless	118
MOVE IT 85 round trimless	114
MOVE IT 85 square trimless	124

N

	PAGE
NANO lighting solutions	612
NOD suspended	262

P

	PAGE
PABLO basic, focus tracklight	708
PABLO shutter, iris, gobo tracklight	712

R

	PAGE
RECOVER	672

S

	PAGE
SASSO 80 downlight trim, trimless	28
SASSO 80 flush, offset, trim, trimless	24
SASSO 100 / 150 asymmetric	44
SASSO 100 downlight trim, trimless	40
SASSO 100 flush, offset, trim, trimless	32
SASSO 100 WLS offset	38
SASSO 150 flush, offset, trim, trimless	48
SASSO ceiling	248
SASSO suspended	254
SOLIS IP65 surface	784
SONIC free standing	636
SONIC suspended	318
SONO FLEX IP54 trim	756
SONO FLEX trim	154
SONO IP54 surface	750
SONO LOOP IP54 surface	752
SONO surface	280
SONO suspended	282
SPADO 100 / 150 round / asym. trim	136
SPADO 150 square trim	140
SQUADRO wallwasher tracklight	732
SQUADRO wallwasher, trim	148
STILO 40 suspended track	744
STRAIGHT tracklight	724
STRAIGHT wallwasher tracklight	728
STREAMCUT IP65 bollard	776
STREAMCUT IP65 surface	768
STREAMCUT IP65 wall	772
STRETTA MINI wall	656
STRETTA WALL	658
STUDIO tracklight	720

T

	PAGE
TASK free standing	618
TASK angular suspended	406
TASK circle suspended	402
TASK round surface	272
TASK round suspended	276
TASK S suspended	380
TASK S suspended system	552
TASK square free standing	626
TASK square surface	394
TASK square suspended	398
TASK surface	384
TASK suspended	388
TASK table	640
TASK wall	645
TIMO 80 free tracklight	692
TRACK 3-phase recessed	746
TRACK 3-phase surface, suspended	747
TRAPEZ trimless	182
TUBO 100 ceiling, suspended	594
TUBO 100 surface	372
TUBO 100 suspended	376
TULA suspended	266

V

	PAGE
VARO 80 / 110 tracklight	716
VELA EVO surface, ceiling	286
VELA EVO suspended	296

W

	PAGE
WALL MINI wallwasher trim, trimless	144
WISE IP54 wall	788
WISE recessed wall	668

Photographer Overview

diephotodesigner.de (p. 30-31 | 68-69), Alexander Haiden (p. 34-35 | 530), Joachim Grothus (p. 36-37 | 80-81 | 86-87 | 134-135 | 246-247), Hertha Hurnaus (p. 42-43 | 46-47 | 470-471), Atelier 9 (p. 50-51), Lena Fingerle (p. 58-59), Lukas Nikol (p. 60-61), Tom Bisig (p. 72-73), Fernando Alda (p. 76-77), Ralf Buscher Photography (p. 90-91 | 694-695), Stefan Baumgartner (p. 94-95), Holger Knauf (p. 98-99), Gerald Liebminger (p. 102-103 | 116-117 | 120-121 | 464-465 | 531 | 657), Miriam Raneburger (p. 122-123), Andreas Tischler (p. 126-127), Zooey Braun (p. 138-19 | 178-179 | 184-185 | 232-233 | 316-317 | 440-441), Adrian Bischoff Fotografie (p. 142-143 | 330-331 | 610-611 | 620-621), Dominik Münich (p. 146-147 | 180-181 | 386-387 | 390-391 | 414-415 | 520-521 | 576-577 | 638-639 | 718-719 | 734-735), Paul Ott (p. 108-109 | 156-157 | 188-189 | 192-193 | 212-213 | 222-223 | 284-285 | 289 | 312-313 | 320-321 | 360-361 | 410-411 | 420-421 | 484-485 | 492-493 | 506-507 | 674-675 | 714-715 | 730-731 | 786-787 | 802-803), FG+SG (p. 160-161 | 624-625), Mark Seelen (p. 164-165 | 299 | 686-687), Karin auf der Maur (p. 166-167), Rupert Rauch (p. 170-171), Kim Forssén (p. 196-197), Egon Gade Photo (p. 204-205 | 378 | 452-453 | 690-691), Werner Huthmacher (p. 208-209 | 628-629), Archipicture (p. 214-215), Samarth Maradina (p. 218-219), Sergio (p. 228-229 | 536-537 | 666-667), Shannon McGrath (p. 236-237), OskarDaRiz (p. 242-243), Christine Schaum Photographer (p. 250-251 | 726-727), Donal Murphy (p. 252-253 | 308-309 | 340-341 | 534-535), Michael Egloff (p. 256-257), Uwe Spoering (p. 260-261), Karim Zaatar (p. 264-265), Matthias Wittig (p. 268-269), Stephan Baumann (p. 274-275), Miquel Llonch (p. 278-279 | 556-557, Külling Optik (p. 290-291), Jens Kirchner (p. 292-293), Kurt Kuball (p. 294-295), Gruschwitz (p. 300-301), URN (p. 302-303), David Wakely (p. 304-305), Andreas Keller Fotografie (p. 322-323), Ben Zurbriggen (p. 328-329), MASS (p. 332-333), Martin Lugger (p. 336-337), Outlog Architektur+Planung AG (p. 344-345 | 632-633), Frank Aussieker (p. 348-349), Baubild, Stephan Falk (p. 356-357), Reinhard Öhner (p. 364-365), Wide Shot Photography (p. 370-371), Markus Frutig TextConceptions (p. 374-375), Lennart Søgård-Høyer (p. 379), Meran und Hauser (p. 382-383 | 492-493), Bujnovszky Tamás (p. 391-392), Marcel Kohnen (p. 396-397), Mathias Kniepeiss (p. 400-401 | 642-643), Christoph Steinbauer (p. 404-405 | 710-711), Thomas A. Berger (p. 419), Ed Reeve (p. 425), Uzi Porat (p. 426-427 | 542-543), H.E. Esch (p. 430-431), Darren Bradley (p. 430-431), www.spitzbart.at (p. 442-443), Steve Wakeham (p. 444-445), Karsten Knocke (p. 448-449), Svetoslav Karadjov (p. 474-475), Martin Kreuzer Photography (p. 478-479), Baptiste Lobjoy (p. 500-501), Luis Hevia (p. 502-503), Rolf Sturm (p. 512-513), David Franck (p. 514-515), Ippolito Fleitz Group (p. 518-519), Juergen Pagger (p. 530), Julia Reschucha (p. 540-541), Martin Gfrerer (p. 555), Kurt Härting (p. 562-563), Wojciech Krynski (p. 566-567), Stefan Sappert (p. 570-571), Axel Hass (p. 590-591), David Barbour (p. 596-597), Fernando Guerra (p. 604-605), Sichau Walter (p. 613), Volker Kreidler (p. 614-615), Tim van de velde (p. 622-623), AMX Studio Alex Stiebritz (p. 634-635), Metropolis arkitektur & design (p. 651), Walter Luttenberger (p. 663), Tyrone Branigan Photographer (p. 670-671), Croce&Wir (p. 673), Keller Fotografie (p. 682-683), Manuel Schlueter Photography (p. 696-697), Roman Thomas (p. 698-699), Fabian Aurel Hid (p. 706-707), Werner Krug (p. 722-723), Jens Pfisterer (p. 740-741), Pierer (p. 762-763), Angelo Kaunat, Architektur+Fotografie (p. 766-767), Barbara Zapfl, Foto Augenblick (p. 796-797), Martin Steinthaler (p. 806-807)

Imprint

COVER
PIPS:lab, Amsterdam

GRAPHIC DESIGN
Albert Exergian
Erwin Fasswald
Suzana Pal
Lukas Hochenwarter

PRINT PRODUCTION
Rene Zavadilik
Jürgen Kurzmann

LITHOGRAPHY
Volker Waldhauser

TEXT
Markus Monschein
Michael Engel

ORGANISATION
Renate Buzzi-Brunner
Thomas Saf
Sabrina Bogner

PRINTING
Medienfabrik Graz GmbH

© 2018-07-18

Legal Notes

DE Die Angaben in diesem Katalog entsprechen dem Stand bei Drucklegung, sind unverbindlich und sollen ausschließlich Informationszwecken dienen. Für Abweichungen eines Produkts von Abbildungen oder Angaben wird keine Haftung übernommen. Die Leistungsaufnahme der LEDs wird mit Treiberelektronik und Betriebsgerät berechnet. Wir behalten uns vor, jederzeit Änderungen an unseren Produkten vorzunehmen. Alle Aufträge werden ausschließlich zu unseren Allgemeinen Geschäfts- und Lieferbedingungen, die unter www.xal.com eingesehen werden können, in der gültigen Fassung entgegengenommen.

EN The details provided in this catalogue were correct at the time of publication. They do not constitute any kind of obligation on our part and are for information only. We shall not be held liable for any discrepancies between the illustrations or descriptions given and the actual product. The power input of the LEDs is calculated with driver electronic and gear. We reserve the right to make alterations to our products at any time. All orders will be carried out in accordance with the relevant versions of our General Terms of Business and our Terms of Delivery. These can be viewed at www.xal.com.

Notes

XAL headquarters

XAL GmbH
Auer-Welsbach-Gasse 36
8055 Graz
AUSTRIA
T +43.316.3170
office@xal.com

International Sales
T +43.316.3170
office.export@xal.com

XAL branches

XAL GmbH
Marxergasse 1B
1030 Vienna
AUSTRIA
T +43.1.5264784
office.vienna@xal.com

XAL GmbH
Dr. Herbert-Sperl-Ring 2, Top 4, 2. OG
4060 Leonding
AUSTRIA
T +43.316.3170.8572
office.oberoesterreich@xal.com

XAL GmbH
St. Veiter Straße 146
9020 Klagenfurt
AUSTRIA
T +43.316.3170.8582
office.kaernten@xal.com

XAL GmbH
Gewerbestraße 2
5201 Seekirchen
AUSTRIA
+43.316.3170.8571
office.salzburg@xal.com

XAL GmbH
Römerstraße 16
6065 Thaur
AUSTRIA
+43.316.3170.8562
office.oewest@xal.com

XAL Sarl
10, Rue Pecquay
75004 Paris
FRANCE
T +33.1.40299882
office.fr@xal.com

XAL GmbH
Wilhelm-Wagenfeld-Straße 16
80807 Munich
GERMANY
T +49.89.323738.0
office.de@xal.com

XAL GmbH
GSG Hof, Helmholtzstraße 2-9
10587 Berlin
GERMANY
T +49.30.3974329.0
office.berlin@xal.com

XAL GmbH
Werner-von-Siemens-Straße 32b
91052 Erlangen
GERMANY
T +49.89.323738.0
office.erlangen@xal.com

XAL GmbH
Europa-Allee 33–35
60327 Frankfurt
GERMANY
T +49.69.979.95273
office.frankfurt@xal.com

XAL GmbH
Ruhrstraße 11a
22761 Hamburg
GERMANY
T +49.40.85179283.0
office.hamburg@xal.com

XAL GmbH
Schanzenstraße 36 Geb. 234a
51063 Cologne
GERMANY
T +49.22112071740
office.koeln@xal.com

XAL GmbH
Hohnerstraße 23
70469 Stuttgart
GERMANY
T +49.71180607590
office.stuttgart@xal.com

XAL India Pvt. Ltd.
F-II/13, MIDC, Pimpri
Pune 411018
INDIA
T +91.20.30065500
office.in@xal.com

XAL Srl
Via Enrico Fermi 20
39100 Bolzano
ITALY
T +39.3476401293
office.it@xal.com

XAL B.V.
Pedro de Medinalaan 1a
1086 XK Amsterdam
NETHERLANDS
T +31.202.296.001
office.nl@xal.com

XAL Sp. z.o.o.
Ul. Dzialdowska 11/1
01-184 Warsaw
POLAND
T +48.221194499
office.pl@xal.com

XAL Eastern Europe k.s.
Varsavská 5
83103 Bratislava
SLOVAKIA
T +421.2.32660.280
office.sk@xal.com

XAL Iluminación S.L.
Plaça Duc de Medinaceli 5
08002 Barcelona
SPAIN
T +34.912777577
office.es@xal.com

XAL Schweiz GmbH
Hohlstrasse 517
8048 Zurich
SWITZERLAND
T +41.44.245.80.90
office.ch@xal.com

XAL Schweiz GmbH
Unterlachenstrasse 19
6005 Lucerne
SWITZERLAND
T +41.41.269.80.90
office.luzern@xal.com

XAL Schweiz GmbH
Zentweg 9
3006 Bern
SWITZERLAND
T +41.31.9388090
office.bern@xal.com

XAL Schweiz GmbH
Max Kämpf-Platz 2
4058 Basel
SWITZERLAND
T +41.61.206.80.90
office.basel@xal.com

XAL Ltd.
23 Batemans Row
London EC2A 3HH
UNITED KINGDOM
T +44.2031740177
office.uk@xal.com

XAL FZE
Rakia Business Center 5
Building A4, 2nd Floor, Office #201
PO Box 31484 Al-Jazeera Al-Hamra,
Ras Al Khaimah
UNITED ARAB EMIRATES
T +971.52.9112225
office.ae@xal.com

XAL Inc.
133 West, 19th Street, 9th Floor
New York, NY 10011
USA
T +1.2123438100
office.us@xal.com
www.xalusa.com



xal.com